



US00D446998B1

(12) **United States Design Patent**
Cappadona et al.

(10) **Patent No.:** **US D446,998 S**

(45) **Date of Patent:** **** Aug. 28, 2001**

(54) **KNOB FOR COOKWARE LID**

4,862,552 9/1989 Remmel 16/118
5,771,783 6/1998 Uss 99/343

(75) Inventors: **Richard Robert Cappadona**, Boca Raton, FL (US); **Jeffrey Rohrer**, Kewaskum, WI (US)

OTHER PUBLICATIONS

U.S. Ser. No. 09/425,436; Filed Oct. 22, 1999; Inventors: Cappadona et al.

(73) Assignee: **Carico International Inc.**, Ft. Lauderdale, FL (US)

* cited by examiner

(**) Term: **14 Years**

Primary Examiner—Caron D. Veynar

(21) Appl. No.: **29/112,757**

(74) *Attorney, Agent, or Firm*—Fitch, Even, Tabin & Flannery

(22) Filed: **Oct. 22, 1999**

(57) **CLAIM**

(51) **LOC (7) Cl.** **07-02**

The ornamental design for a knob for cookware lid, as shown and described.

(52) **U.S. Cl.** **D7/393**

(58) **Field of Search** D7/393, 394, 396, D7/354; 16/110.1, 433, 441; 220/752

DESCRIPTION

(56) **References Cited**

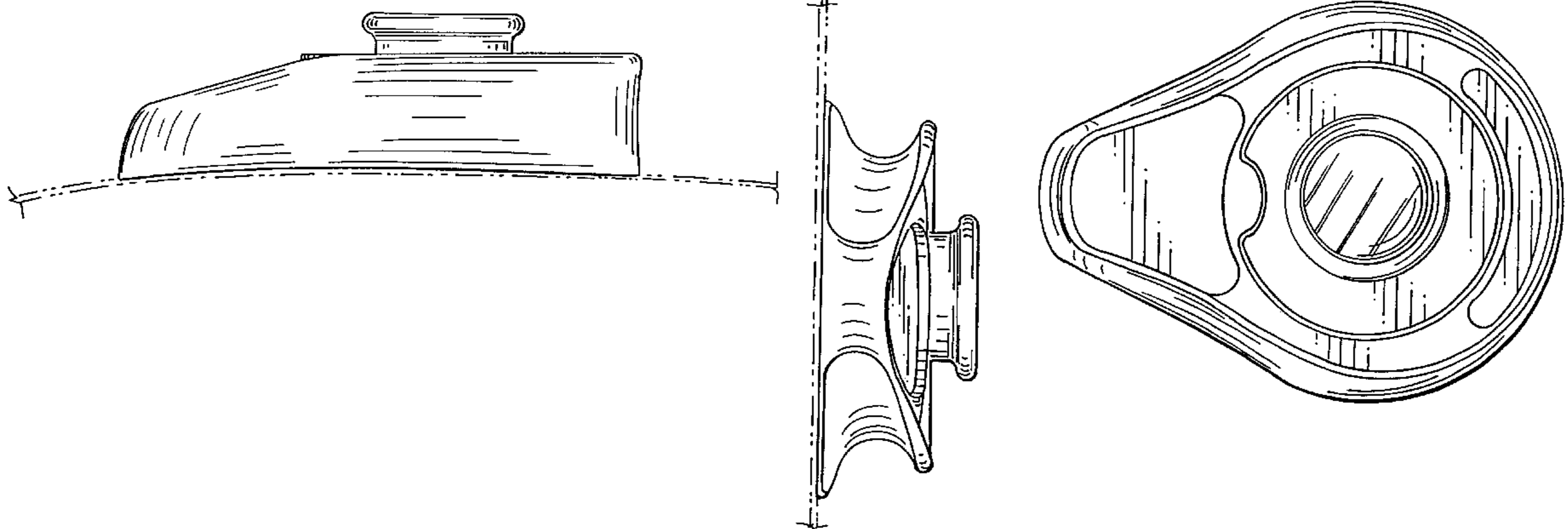
U.S. PATENT DOCUMENTS

D. 221,397	8/1971	Chen .	
D. 365,964 *	1/1996	Gebhardt	D7/393
D. 370,826	6/1996	Thurlow	D7/354
D. 372,634	8/1996	Rohrer	D7/354
D. 376,726	12/1996	Rohrer	D7/354

FIG. 1 is a side elevational view showing our new design; FIG. 2 is an end view thereof, taken from the left; FIG. 3 is a top plan view thereof; and, FIG. 4 is an end view thereof, taken from the right.

The broken lines shown in FIGS. 1, 2, and 4 are for illustrative purposes only and form no part of the claimed design.

1 Claim, 1 Drawing Sheet



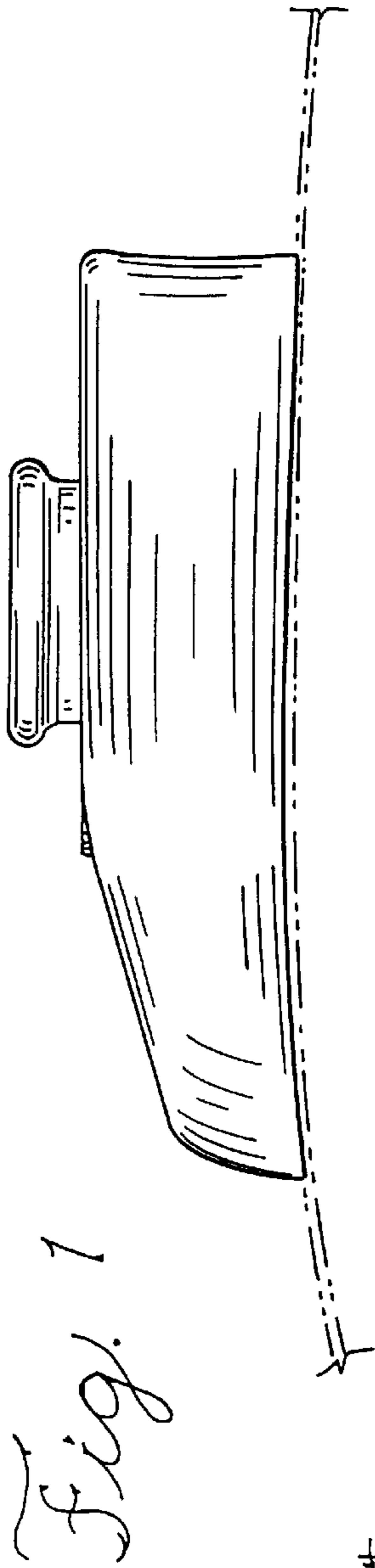


Fig. 1

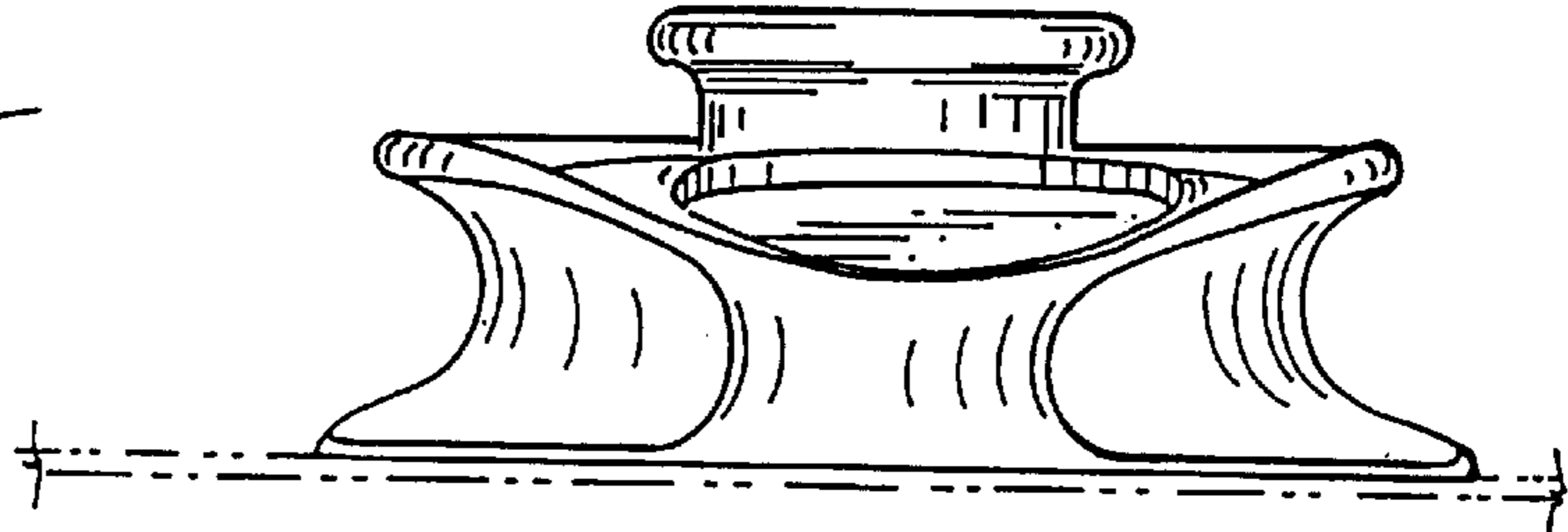


Fig. 2

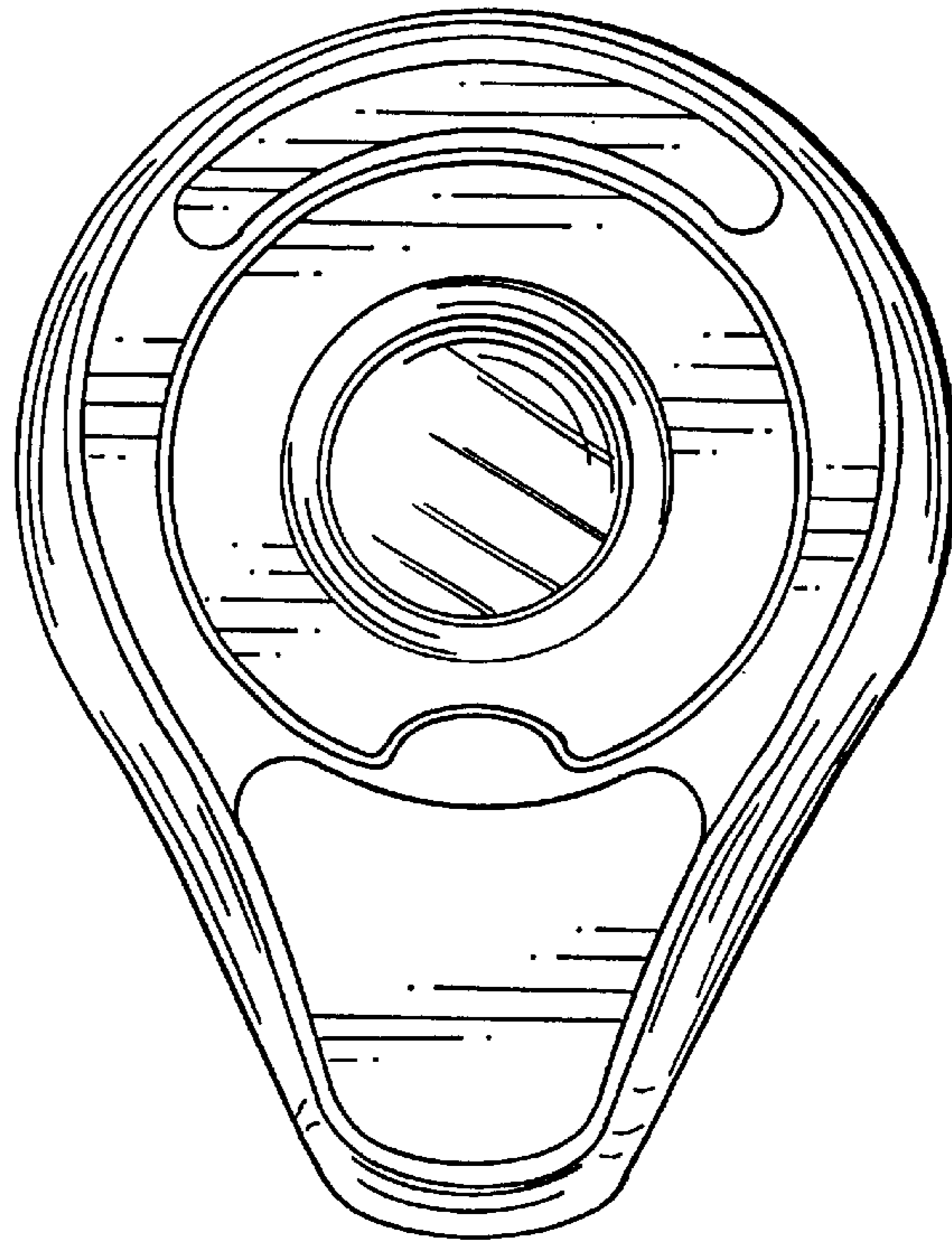


Fig. 3

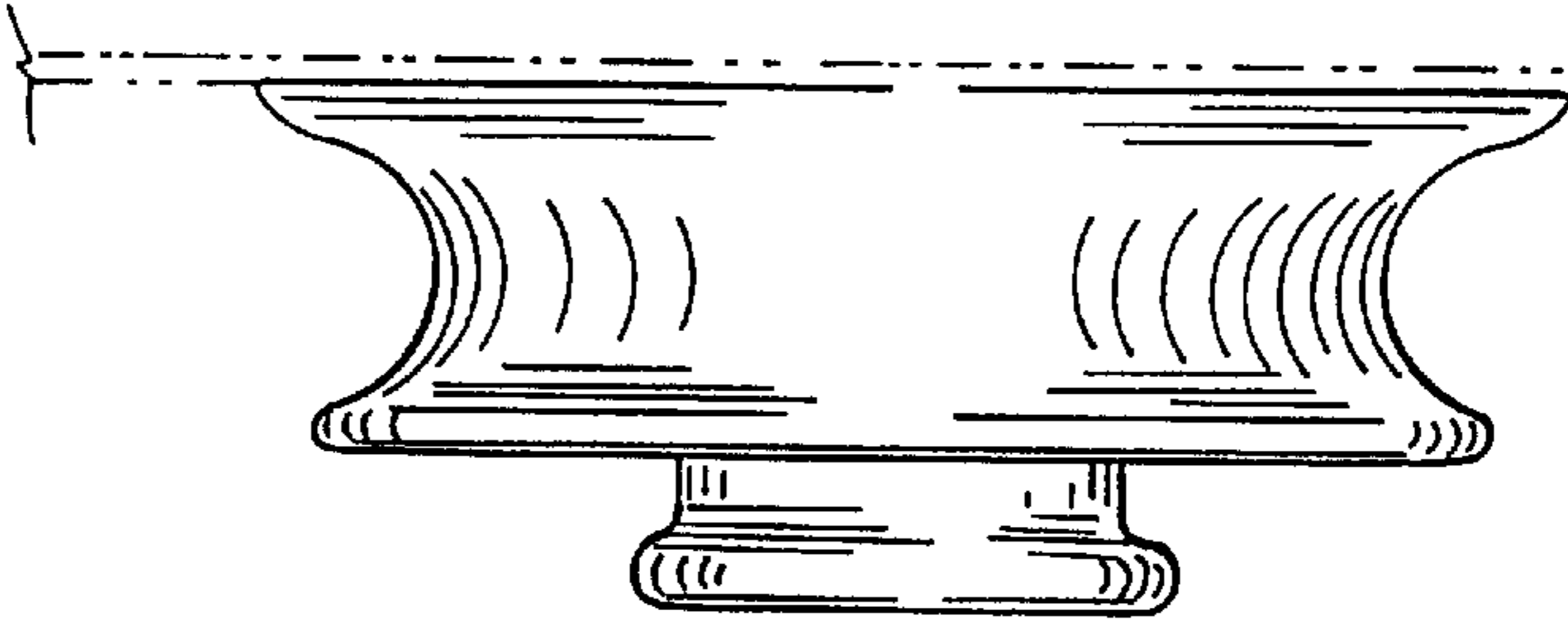


Fig. 4