



US00D446970B1

(12) **United States Design Patent**
Ferrada

(10) **Patent No.:** **US D446,970 S**

(45) **Date of Patent:** **** Aug. 28, 2001**

(54) **GLASS DISPLAY CASE**

(75) Inventor: **Bettina Deij Ferrada**, Winnenden (DE)

(73) Assignee: **Glaswerke Arnold GmbH & Co. KG**,
Remshalden (DE)

(**) Term: **14 Years**

(21) Appl. No.: **29/127,342**

(22) Filed: **Aug. 7, 2000**

(30) **Foreign Application Priority Data**

Feb. 5, 2000 (DE) 4 00 01 387

(51) **LOC (7) Cl.** **06-04**

(52) **U.S. Cl.** **D6/470**

(58) **Field of Search** D6/436, 455, 470;
312/102, 107, 114, 117, 138.1, 294, 326,
327, 352

(56) **References Cited**

U.S. PATENT DOCUMENTS

D. 46,707 * 11/1914 Ullin D6/470
D. 51,942 * 4/1918 Van Raalte D6/455

D. 301,419 * 6/1989 Rosen D6/470
D. 367,190 * 2/1996 Berry, Jr. et al. D6/470
D. 386,017 * 11/1997 Inman D6/470
D. 405,297 * 2/1999 Simioni D6/470
D. 406,963 * 3/1999 Simioni D6/470
1,713,661 * 5/1929 Kemball et al. 312/117

* cited by examiner

Primary Examiner—Dominic Simone

(74) *Attorney, Agent, or Firm*—Jones, Tullar & Cooper

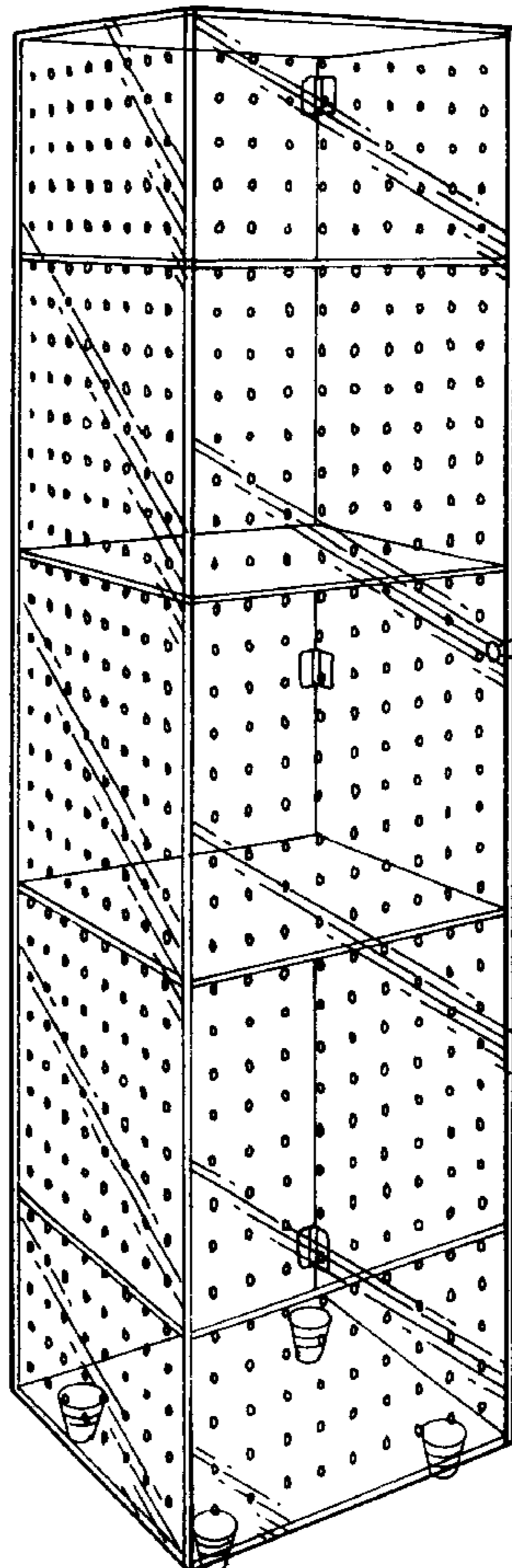
(57) **CLAIM**

The ornamental design for a glass display case, as shown and described.

DESCRIPTION

FIG. 1 is a perspective view of a glass display case according to the present invention;
FIG. 2 is a side perspective view of the glass display case of FIG. 1;
FIG. 3 is a front perspective view of the glass display case of FIGS. 1–2; and,
FIG. 4 is an enlarged view of a mounting part of the glass display case of FIGS. 1–3.

1 Claim, 4 Drawing Sheets



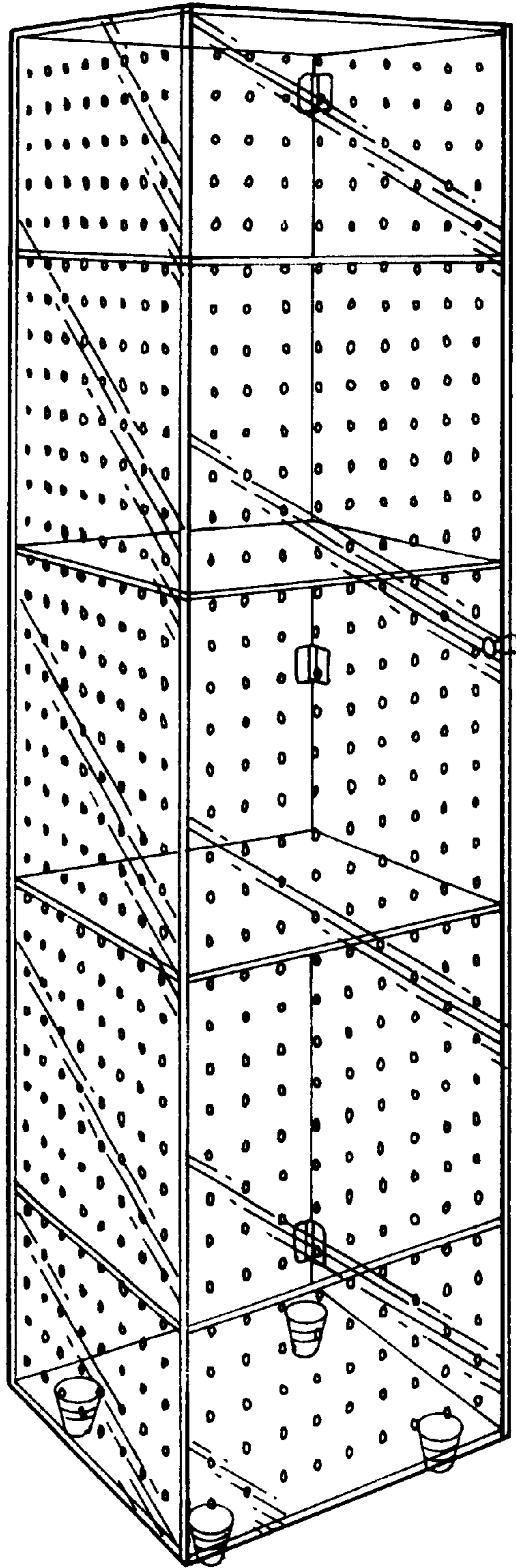


FIG. 1

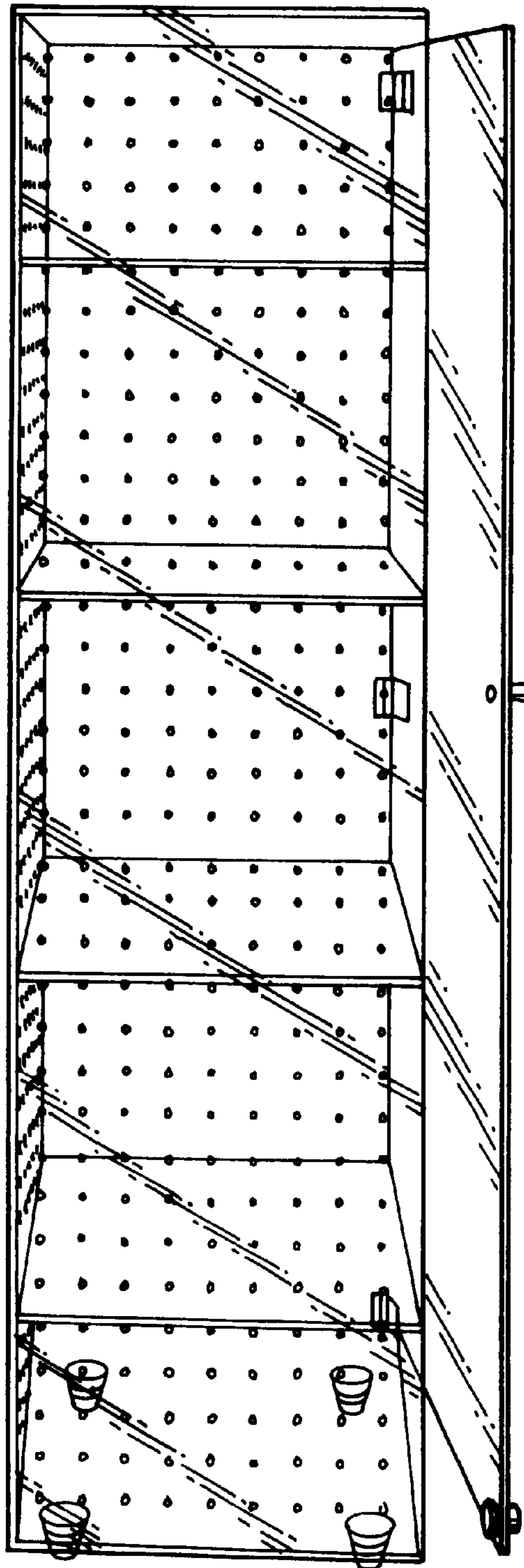


FIG. 2

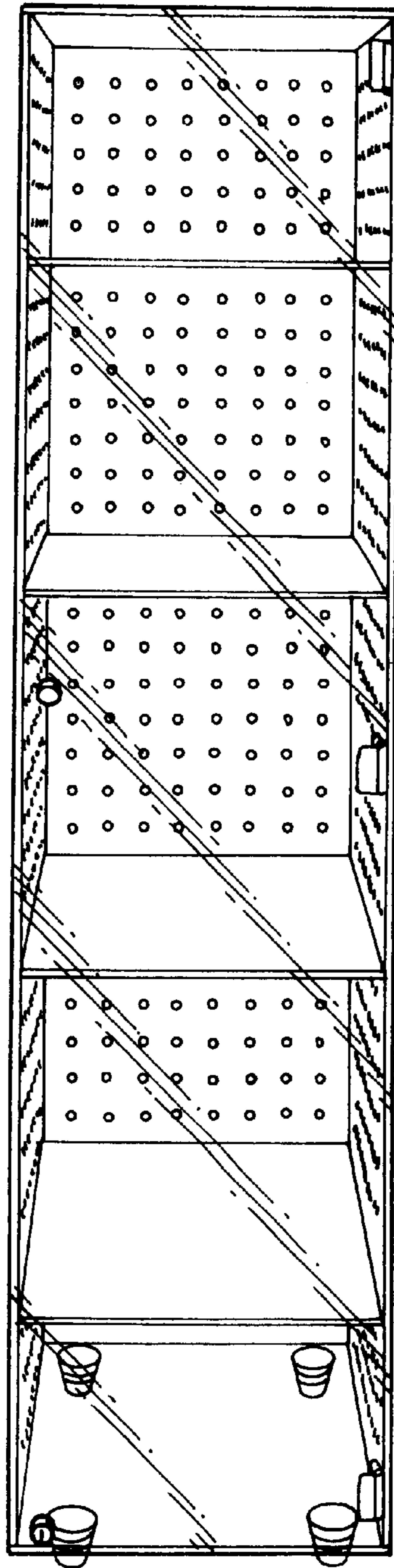


FIG. 3

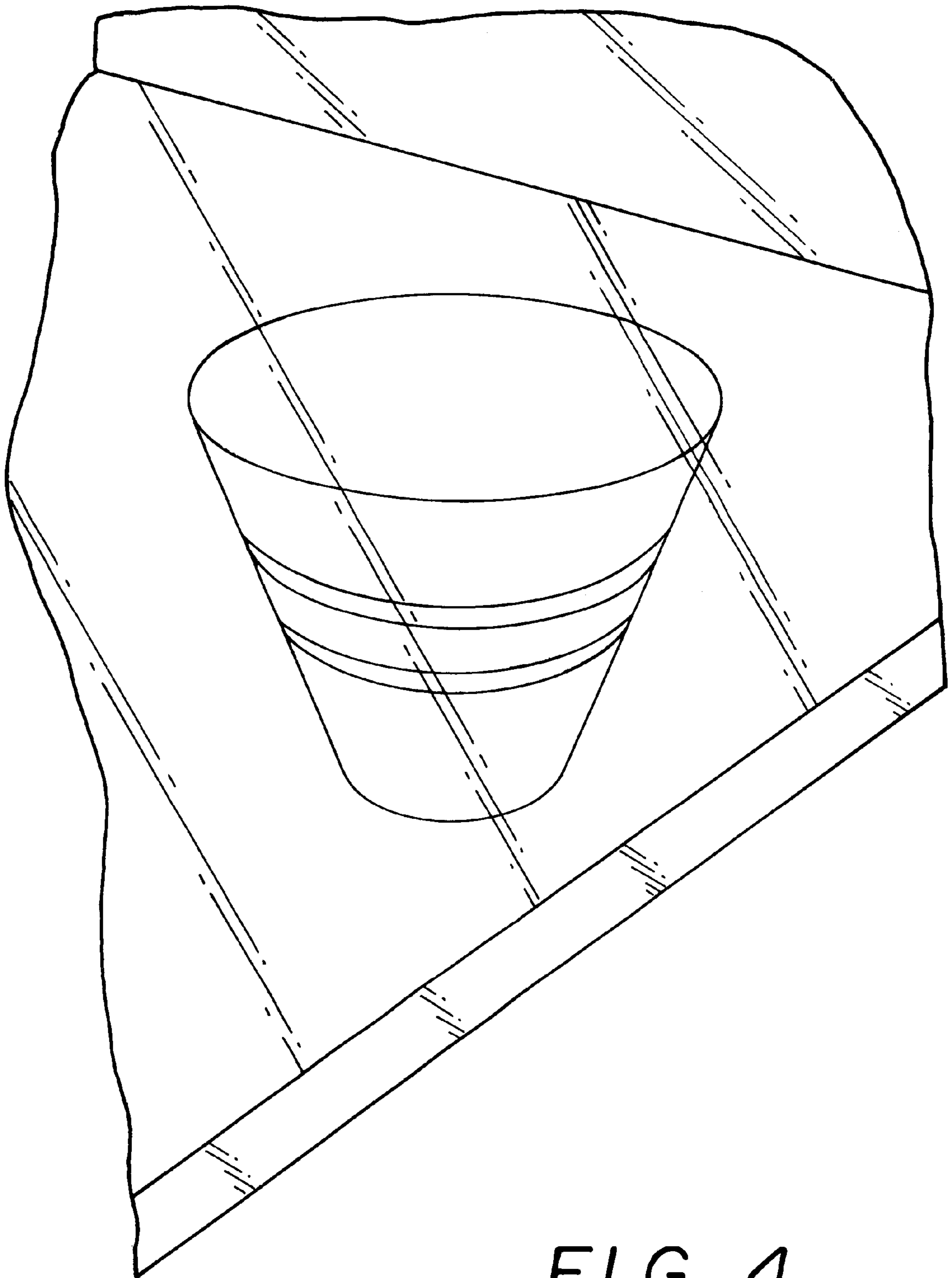


FIG. 4