



US00D446966B1

(12) **United States Design Patent**  
**Hutton**

(10) **Patent No.:** **US D446,966 S**

(45) **Date of Patent:** **\*\* Aug. 28, 2001**

(54) **BREAKFRONT**

D. 433,249 \* 11/2000 Wilson et al. .... D6/446  
D. 439,918 \* 8/2000 Hazen et al. .... D6/439

(75) Inventor: **John Hutton**, West Islip, NY (US)

**OTHER PUBLICATIONS**

(73) Assignee: **Donghia Furniture/Textiles Ltd.**, New York, NY (US)

Thomasville, Home Electronics Centers, p. 15, Feb. 1989.\*

(\*\*) Term: **14 Years**

\* cited by examiner

(21) Appl. No.: **29/114,680**

*Primary Examiner*—Cathron C. Brooks

(22) Filed: **Nov. 29, 1999**

(74) *Attorney, Agent, or Firm*—Heslin & Rothenberg, P.C.

(51) **LOC (7) Cl.** ..... **06-04**

(52) **U.S. Cl.** ..... **D6/447; D6/448**

(58) **Field of Search** ..... D6/432, 436, 437,  
D6/438, 439, 445, 446, 447, 448; 312/204

(57) **CLAIM**

The ornamental design for the breakfront, as shown and described.

(56) **References Cited**

**DESCRIPTION**

**U.S. PATENT DOCUMENTS**

- D. 086,063 \* 1/1932 Simons et al. .... D6/439
- D. 087,596 \* 8/1932 Schaadt ..... D6/447
- D. 188,608 \* 8/1960 Lubbeits et al. .... D6/439
- D. 257,197 \* 10/1980 Sanchez ..... D6/438
- D. 345,872 \* 4/1994 Keller ..... D6/446

FIG. 1 is a front elevational view of the breakfront comprising my new design;  
FIG. 2 is a right side elevational view thereof, the opposite side elevational view being a mirror image thereof; and,  
FIG. 3 is a top plan view thereof.

The broken lines shown are for illustrative purposes only and form no part of the claimed design.

**1 Claim, 1 Drawing Sheet**

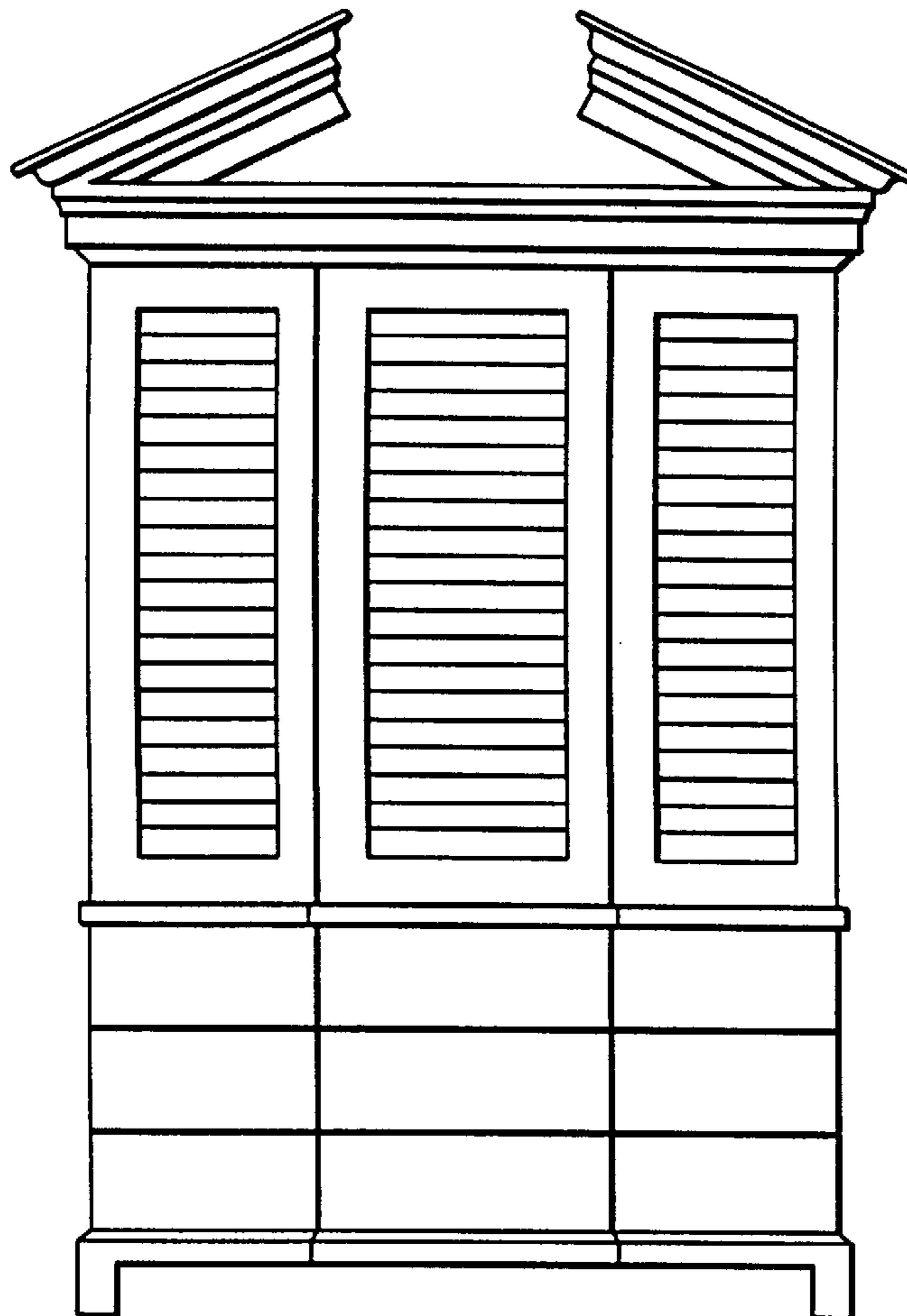


FIG. 1




FIG. 2

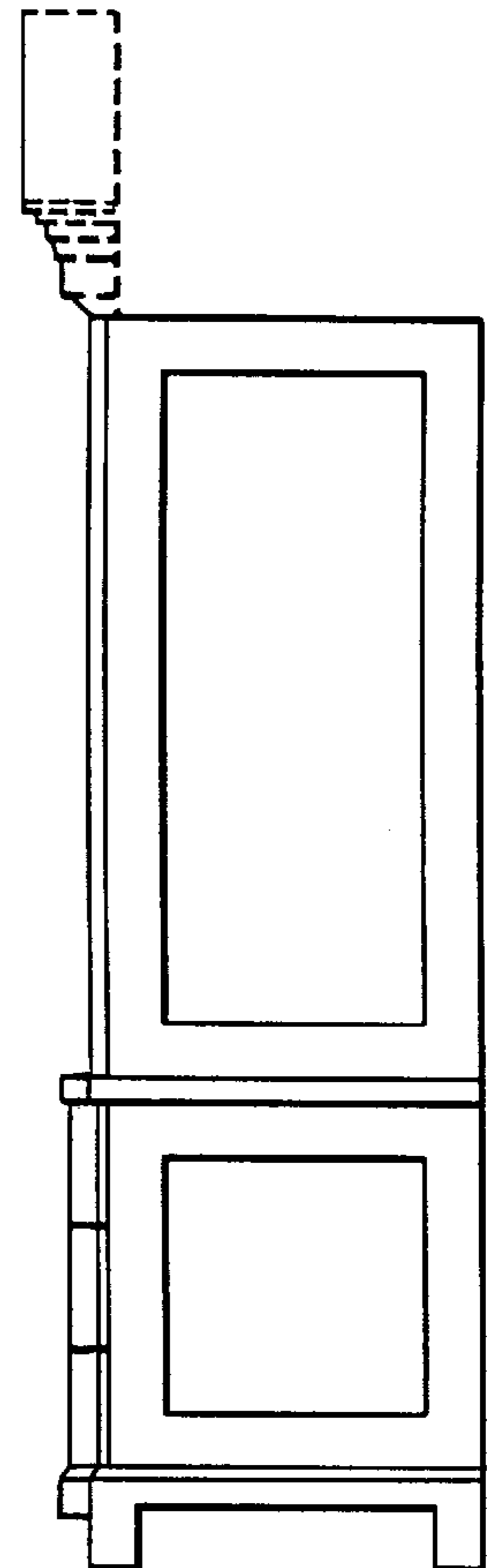


FIG. 3

