



US00D446959B1

(12) **United States Design Patent**
Cramer

(10) **Patent No.:** **US D446,959 S**

(45) **Date of Patent:** **** Aug. 28, 2001**

(54) **SIDE CHAIR**

(76) **Inventor:** **E. Daniel Cramer**, 244 Janalyn Ct.,
Golden Valley, MN (US) 55416

(**) **Term:** **14 Years**

(21) **Appl. No.:** **29/124,724**

(22) **Filed:** **Jun. 9, 2000**

(51) **LOC (7) Cl.** **06-01**

(52) **U.S. Cl.** **D6/379**

(58) **Field of Search** D6/334, 335, 371,
D6/374, 375, 379, 380, 500, 501, 502;
297/445.1, 446.1

(56) **References Cited**

U.S. PATENT DOCUMENTS

D. 104,767	*	6/1937	Eppenstein	D6/379
D. 115,052	*	5/1939	Salomon	D6/379
D. 312,005	*	11/1990	Snodgrass	D6/379
D. 335,971	*	6/1993	Hess	D6/379
D. 358,267	*	5/1995	Ginat	D6/379
D. 372,596	*	8/1996	Reinhard	D6/379
D. 385,425	*	10/1997	Goetz	D6/379

D. 391,412	*	3/1998	James et al.	D6/379
D. 411,925	*	7/1999	Frinier	D6/379
D. 417,970	*	12/1999	Duffy et al.	D6/379
D. 432,326	*	10/2000	Duffy et al.	D6/379
D. 432,806	*	10/2000	Gomez	D6/379
D. 436,751	*	1/2001	Schacht	D6/379

* cited by examiner

Primary Examiner—Gary D. Watson

(74) *Attorney, Agent, or Firm*—Boyle, Fredrickson,
Newholm, Stein & Gratz, S.C.

(57) **CLAIM**

The ornamental design for a side chair, as shown and described.

DESCRIPTION

FIG. 1 is a front elevation view of a chair incorporating my new design;
FIG. 2 is a left side elevation view thereof, the right side elevation being a mirror image;
FIG. 3 is a top plan view thereof; and,
FIG. 4 is a rear elevation view thereof.

1 Claim, 2 Drawing Sheets

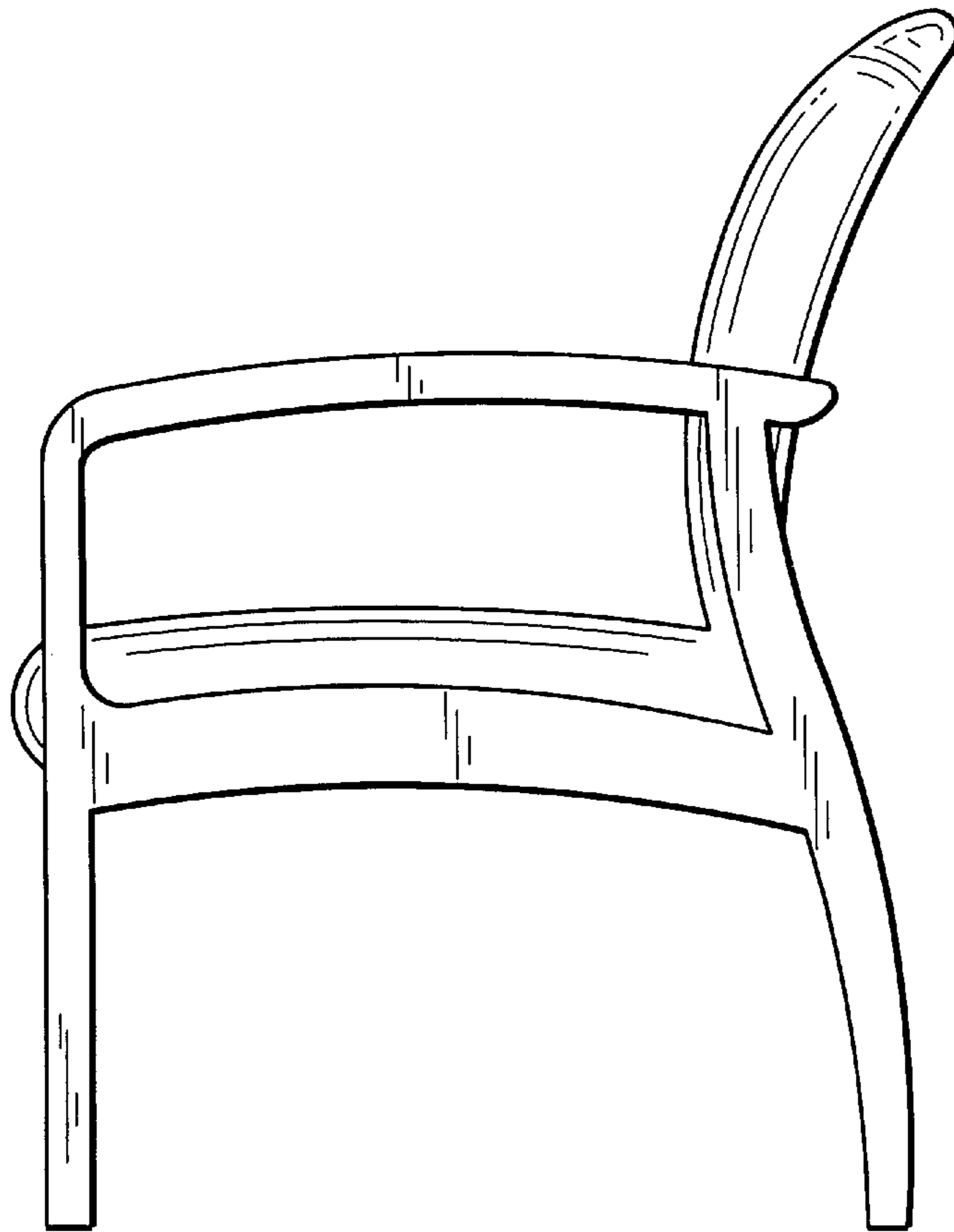


FIG. 1

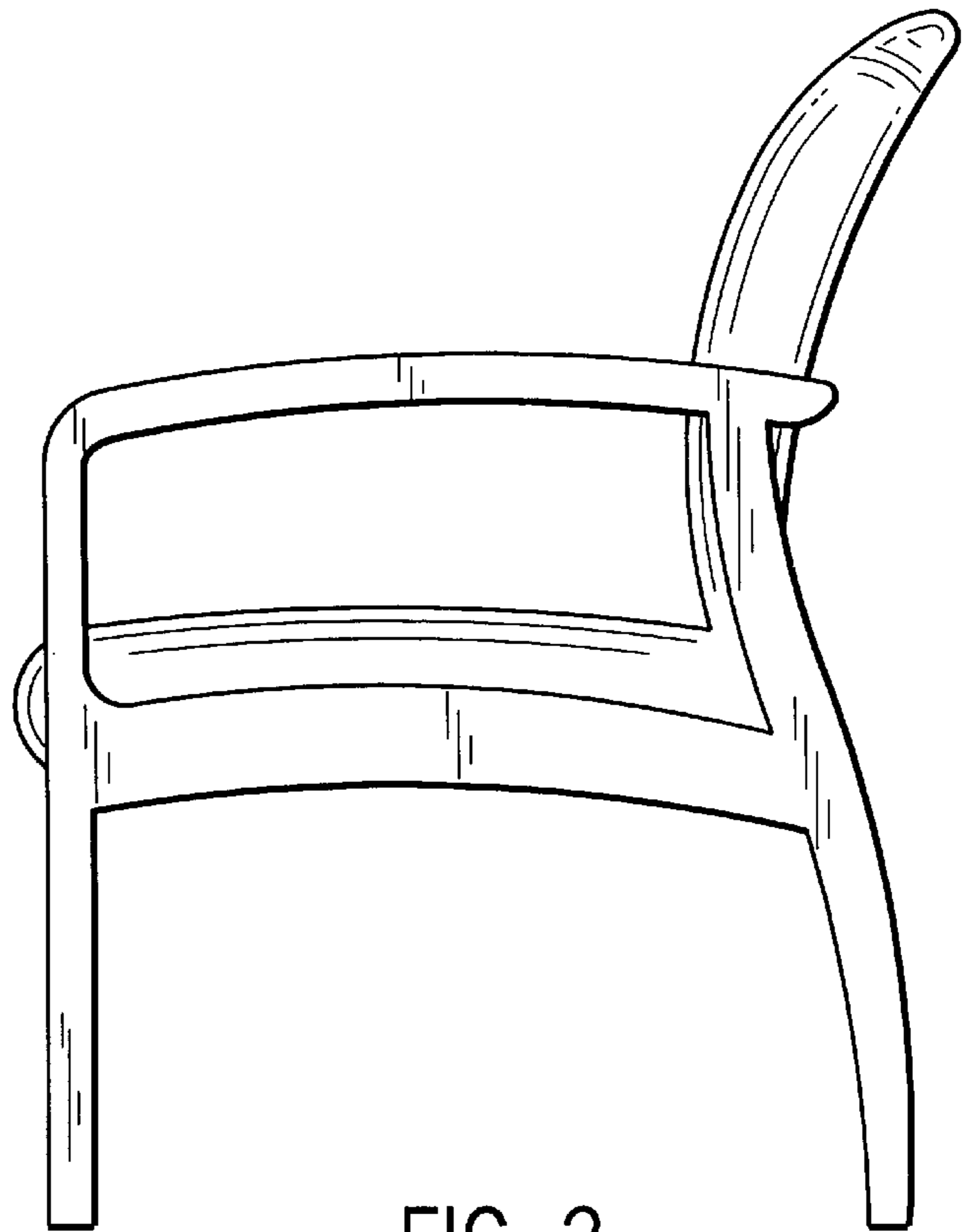



FIG. 2




FIG. 3




FIG. 4