



US00D446957B1

(12) **United States Design Patent**
Caldwell

(10) **Patent No.:** **US D446,957 S**

(45) **Date of Patent:** **** Aug. 28, 2001**

(54) **CHAIR**

(76) Inventor: **John W. Caldwell**, 1829 Warwick Rd.,
San Marino, CA (US) 91108

(**) Term: **14 Years**

(21) Appl. No.: **29/132,074**

(22) Filed: **Oct. 31, 2000**

(51) **LOC (7) Cl.** **06-01**

(52) **U.S. Cl.** **D6/376; D6/369**

(58) **Field of Search** D6/334, 358, 369,
D6/370, 374, 376, 379, 380, 500, 501,
502; 297/445.1, 446.1, 452.64

(56) **References Cited**

U.S. PATENT DOCUMENTS

D. 214,373	*	6/1969	Parker	D6/502
D. 335,971	*	6/1993	Hess	D6/379
D. 371,684	*	7/1996	Caldwell	D6/376
D. 388,969	*	1/1998	Goodman	D6/376
D. 415,624	*	10/1999	Caldwell	D6/376

D. 423,243 * 4/2000 Massie et al. D6/376

D. 426,396 * 6/2000 Gaylord et al. D6/376

D. 426,718 * 6/2000 Gaylord et al. D6/376

* cited by examiner

Primary Examiner—Gary D. Watson

(74) *Attorney, Agent, or Firm*—Donald D. Mon

(57) **CLAIM**

The ornamental design for a chair, as shown and described.

DESCRIPTION

FIG. 1 is a perspective view of a chair according to the invention;

FIG. 2 is a right side view of the chair of FIG. 1, the left side view being a mirror image of it;

FIG. 3 is a top view of the chair;

FIG. 4 is a bottom view of the chair;

FIG. 5 is a front view of the chair; and,

FIG. 6 is a rear view of the chair. The cushion shown in phantom line is not part of the invention.

1 Claim, 3 Drawing Sheets






FIG. 1

FIG. 2

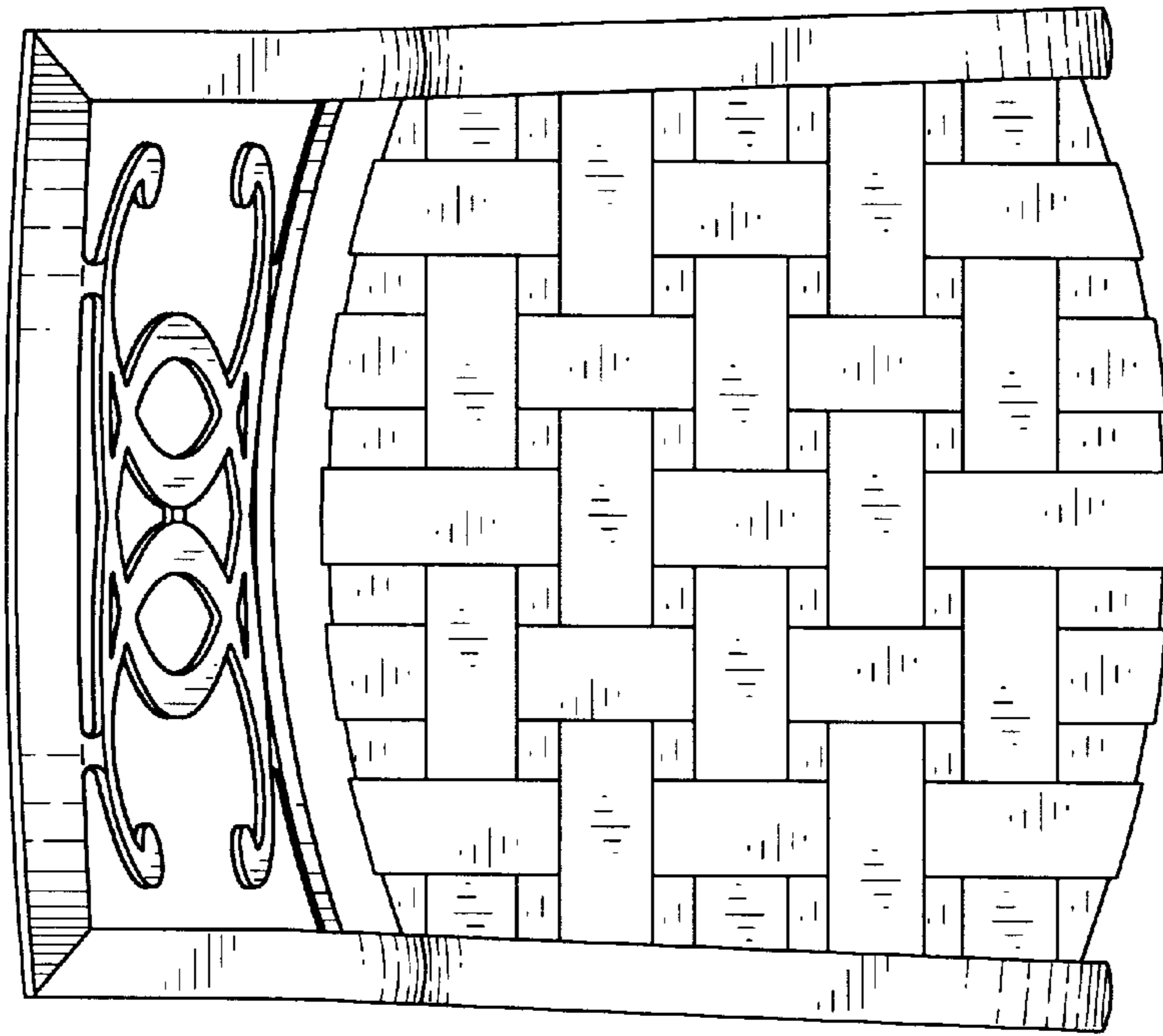


FIG. 3

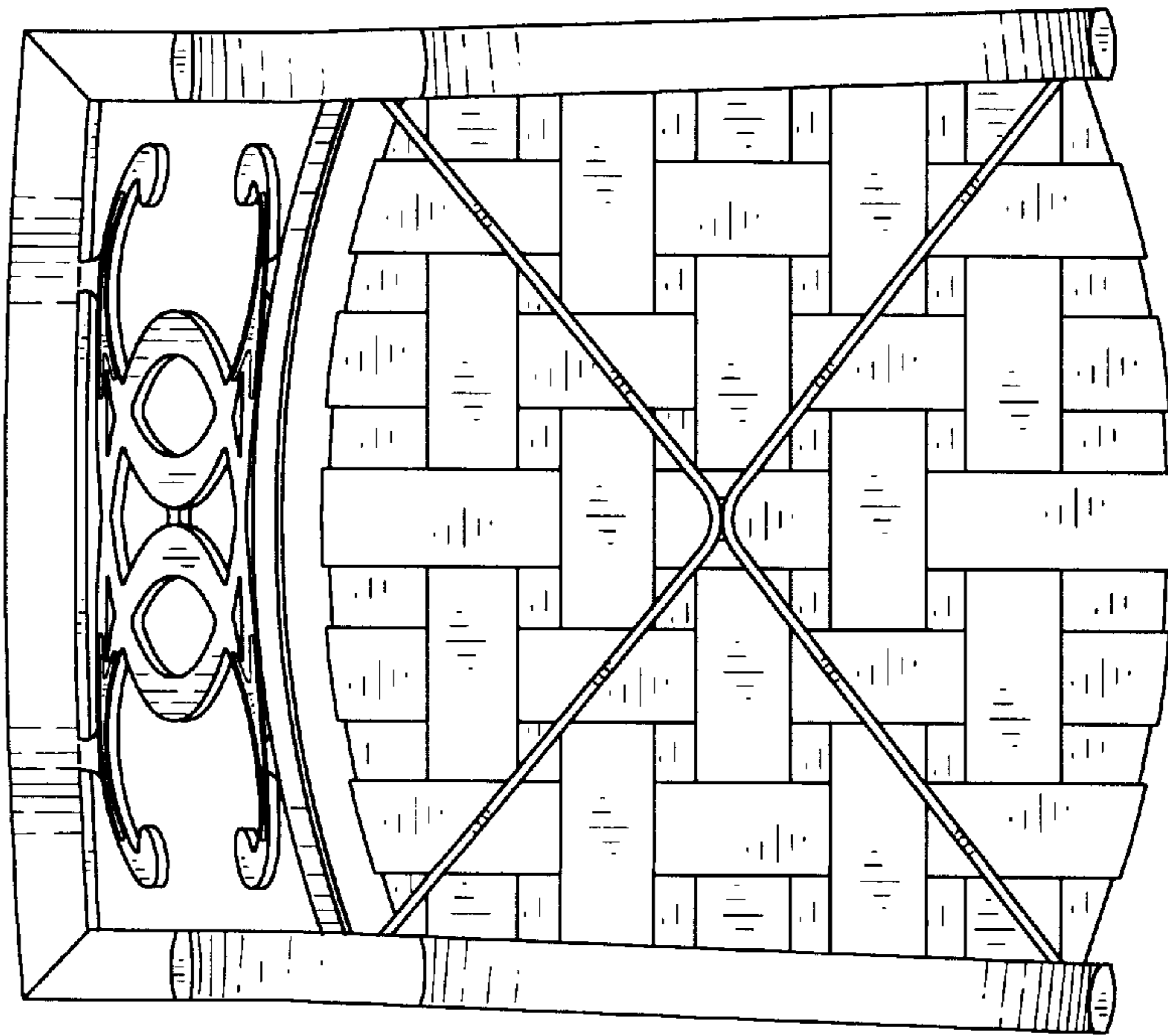


FIG. 4

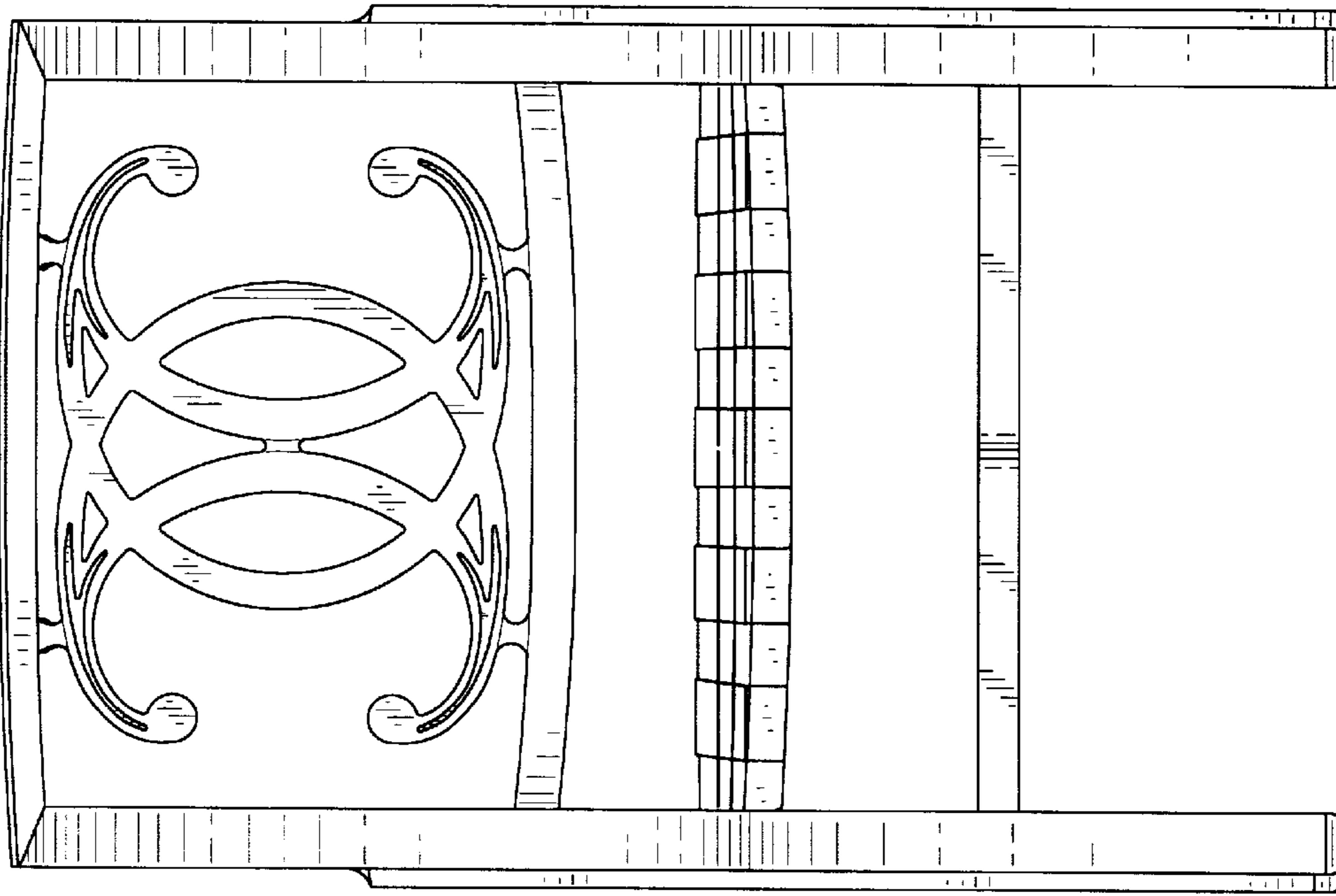


FIG. 6

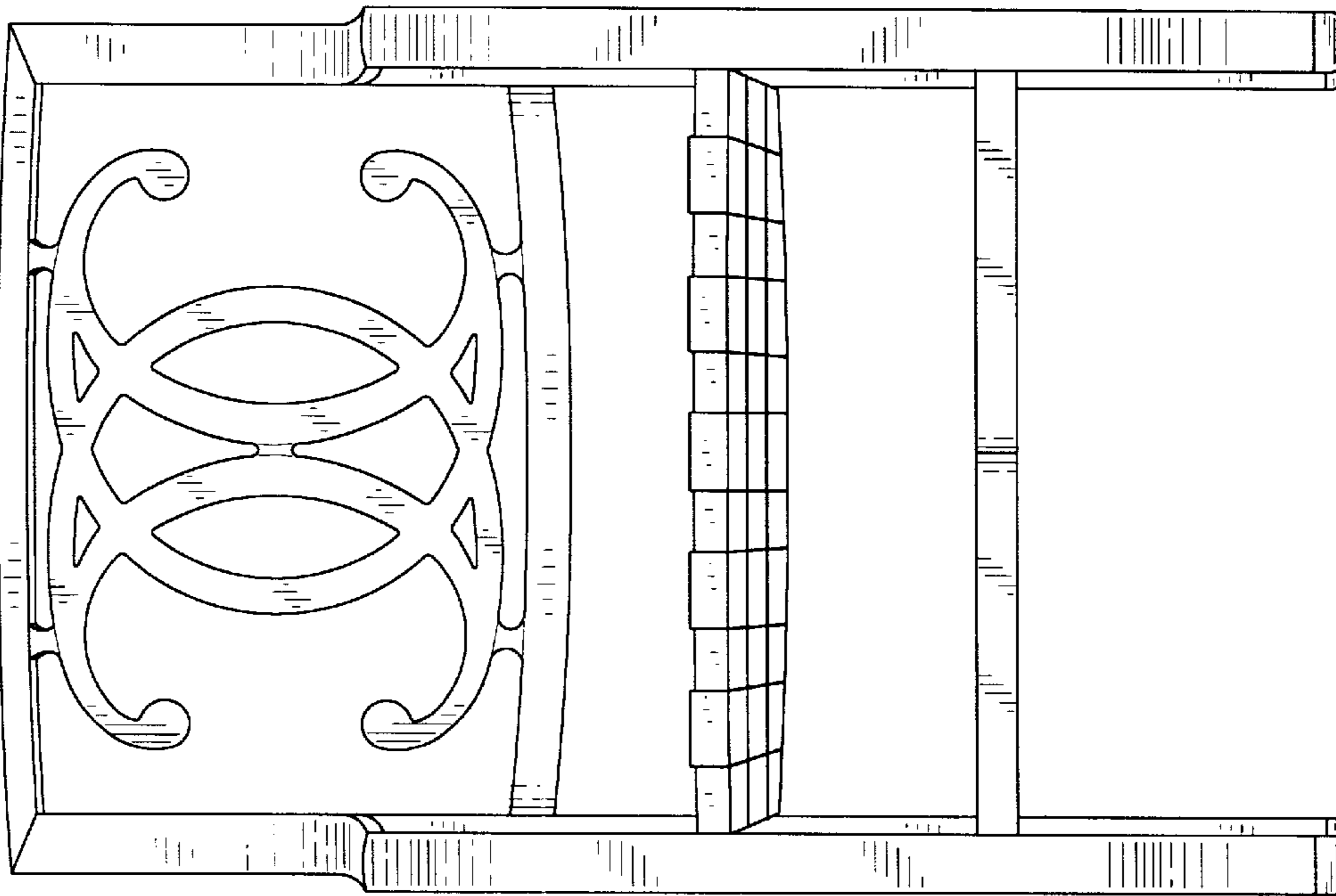


FIG. 5