



US00D446956B1

(12) **United States Design Patent**
Black

(10) **Patent No.:** **US D446,956 S**

(45) **Date of Patent:** **** Aug. 28, 2001**

(54) **CHAIR**

D. 433,579 * 11/2000 Kane D6/379

(75) Inventor: **John E. Black**, East Grand Rapids, MI (US)

OTHER PUBLICATIONS

Calif-Asia Hermosa Rattan, p. 47, Arm Chair at top left, ©1976.*

(73) Assignee: **McGuire Furniture Company**, San Francisco, CA (US)

“Laced Rawhide Chair,” McGuire, 1 pg. (Date unknown).
“19th Century Neoclassical Forms,” Source unknown, 1 pg. (Date unknown).

(**) Term: **14 Years**

* cited by examiner

(21) Appl. No.: **29/120,968**

Primary Examiner—Gary D. Watson

(22) Filed: **Mar. 28, 2000**

(74) *Attorney, Agent, or Firm*—Merchant & Gould P.C.

(51) **LOC (7) Cl.** **06-01**

(57) **CLAIM**

(52) **U.S. Cl.** **D6/369**

The ornamental design for chair, as shown and described.

(58) **Field of Search** D6/334, 369, 374,
D6/379, 380, 500, 501, 502; 297/446.1,
451.9, 452.64

DESCRIPTION

(56) **References Cited**

U.S. PATENT DOCUMENTS

- D. 78,304 * 4/1929 Mizner D6/369
- D. 380,307 * 7/1997 Diaz-Azcuy D6/369
- D. 380,308 * 7/1997 Diaz-Azcuy D6/369
- D. 380,309 * 7/1997 Diaz-Azcuy D6/369
- D. 393,954 * 5/1998 Ferguson D6/369
- D. 396,365 * 7/1998 Lizell D6/500
- D. 421,852 * 3/2000 Tihany D6/369

FIG. 1 is a perspective view taken from the top, front and left side of a chair embodying my new design;

FIG. 2 is a left side elevational view thereof, the right side elevational view being the mirror image thereof;

FIG. 3 is a front elevational view thereof;

FIG. 4 is a rear elevational view thereof;

FIG. 5 is a top plan view thereof; and,

FIG. 6 is a bottom plan view thereof.

1 Claim, 6 Drawing Sheets



FIG. 1



FIG. 2



FIG. 3




FIG. 4




FIG. 5




FIG. 6

