



US00D446948B1

(12) **United States Design Patent**
Sciandra

(10) **Patent No.:** **US D446,948 S**

(45) **Date of Patent:** **** Aug. 28, 2001**

(54) **MULTIPLE PURPOSE POLE STAND**

(76) **Inventor:** **Carol S. Sciandra**, 7830 - 44th St.
North, Pinellas Park, FL (US) 33781

(**) **Term:** **14 Years**

(21) **Appl. No.:** **29/128,691**

(22) **Filed:** **Aug. 29, 2000**

(51) **LOC (7) Cl.** **06-06**

(52) **U.S. Cl.** **D6/329**

(58) **Field of Search** D6/329, 403, 404,
D6/405; D11/144; D14/238; D17/99; 18/180;
47/44, 66.6; 239/280; 248/686, 49, 57,
68.1, 676, 688, 441.1, 511, 519, 520

(56) **References Cited**

U.S. PATENT DOCUMENTS

D. 322,449	*	12/1991	Hunt	D6/462
D. 364,983	*	12/1995	Croffot	D6/416
D. 372,142	*	7/1996	Selby	D6/462
D. 438,281	*	2/2001	Webster	D22/147
3,906,664	*	9/1975	Hall	47/66.6
5,873,522	*	2/1999	Roberts	248/49
5,971,343	*	10/1999	Marlak	248/441.1

* cited by examiner

Primary Examiner—Doris V. Coles

Assistant Examiner—Mimosa De

(74) *Attorney, Agent, or Firm*—Larson & Larson, P.A.;
James E. Larson

(57) **CLAIM**

The ornamental design for a multiple purpose pole stand, as shown and described.

DESCRIPTION

FIG. 1 is a front elevational view of a multiple purpose pole stand showing my novel design;

FIG. 2 is a rear elevational view thereof;

FIG. 3 is a left side view thereof;

FIG. 4 is a right side view thereof;

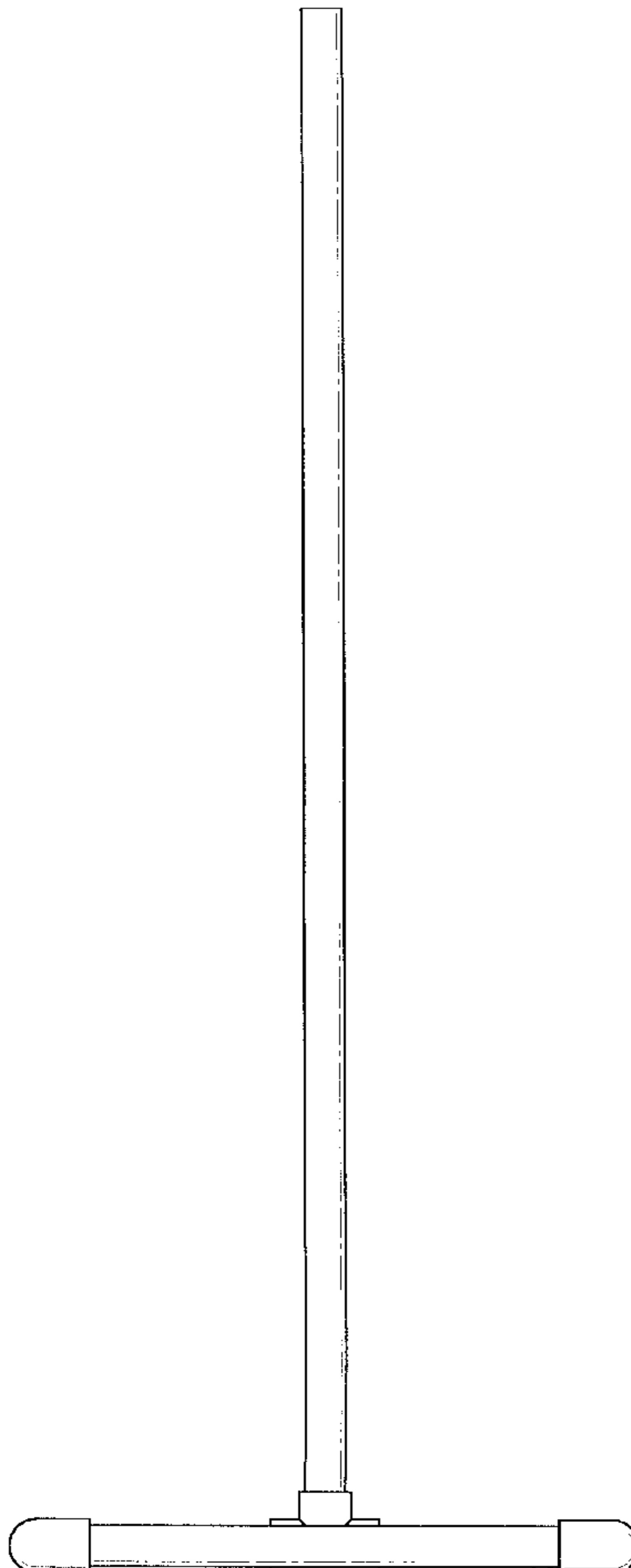
FIG. 5 is a top plan view thereof;

FIG. 6 is a bottom plan view thereof; and,

FIG. 7 is a perspective view of a multiple purpose pole stand of the present invention.

The broken lines shown in FIG. 7 is for illustrative purposes only and forms no part of the overall claimed design.

1 Claim, 4 Drawing Sheets






Fig. 1

Fig. 2

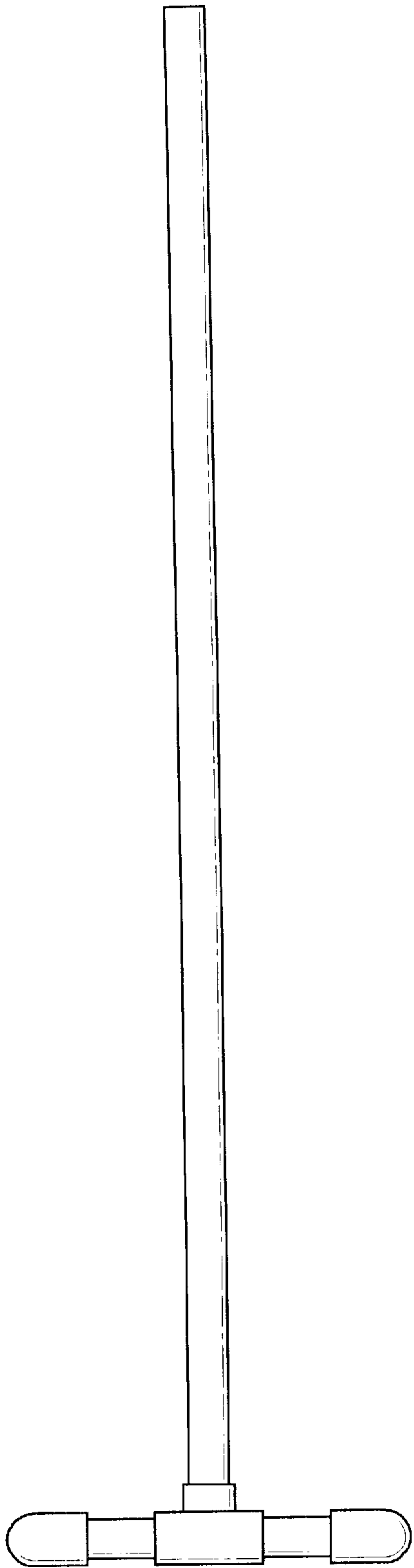


Fig. 3

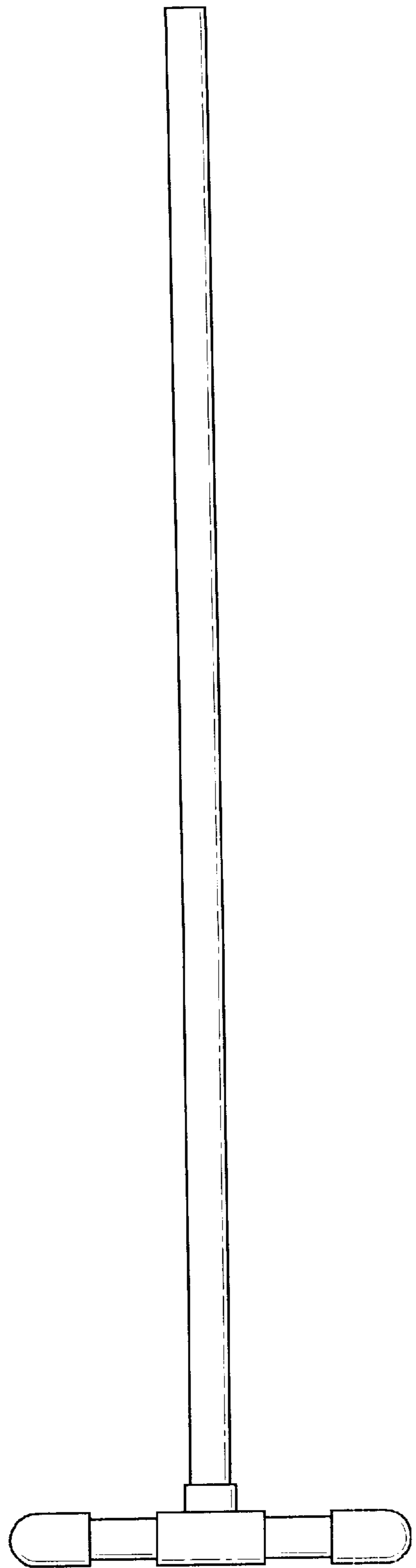


Fig. 4

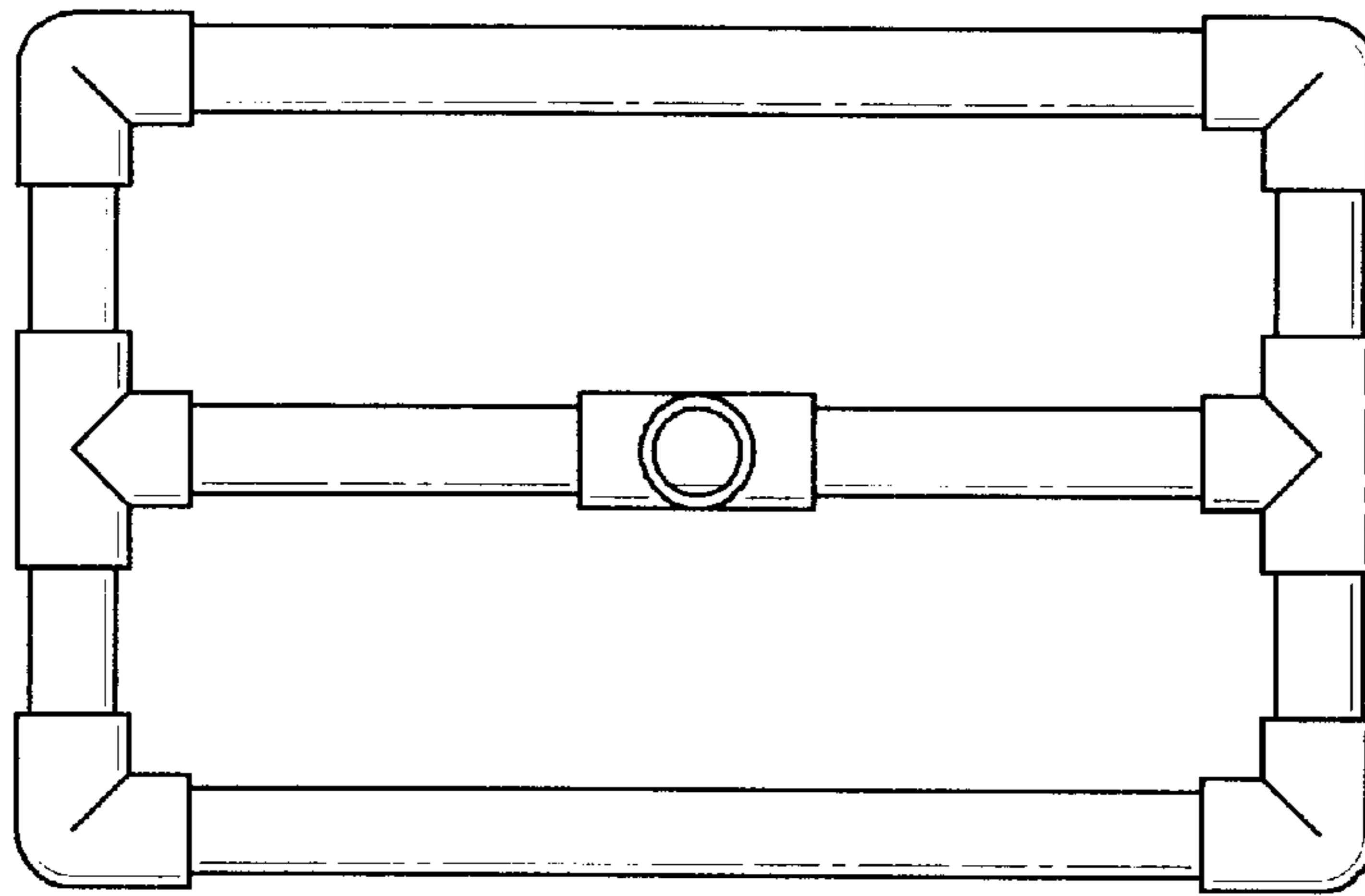


Fig. 5

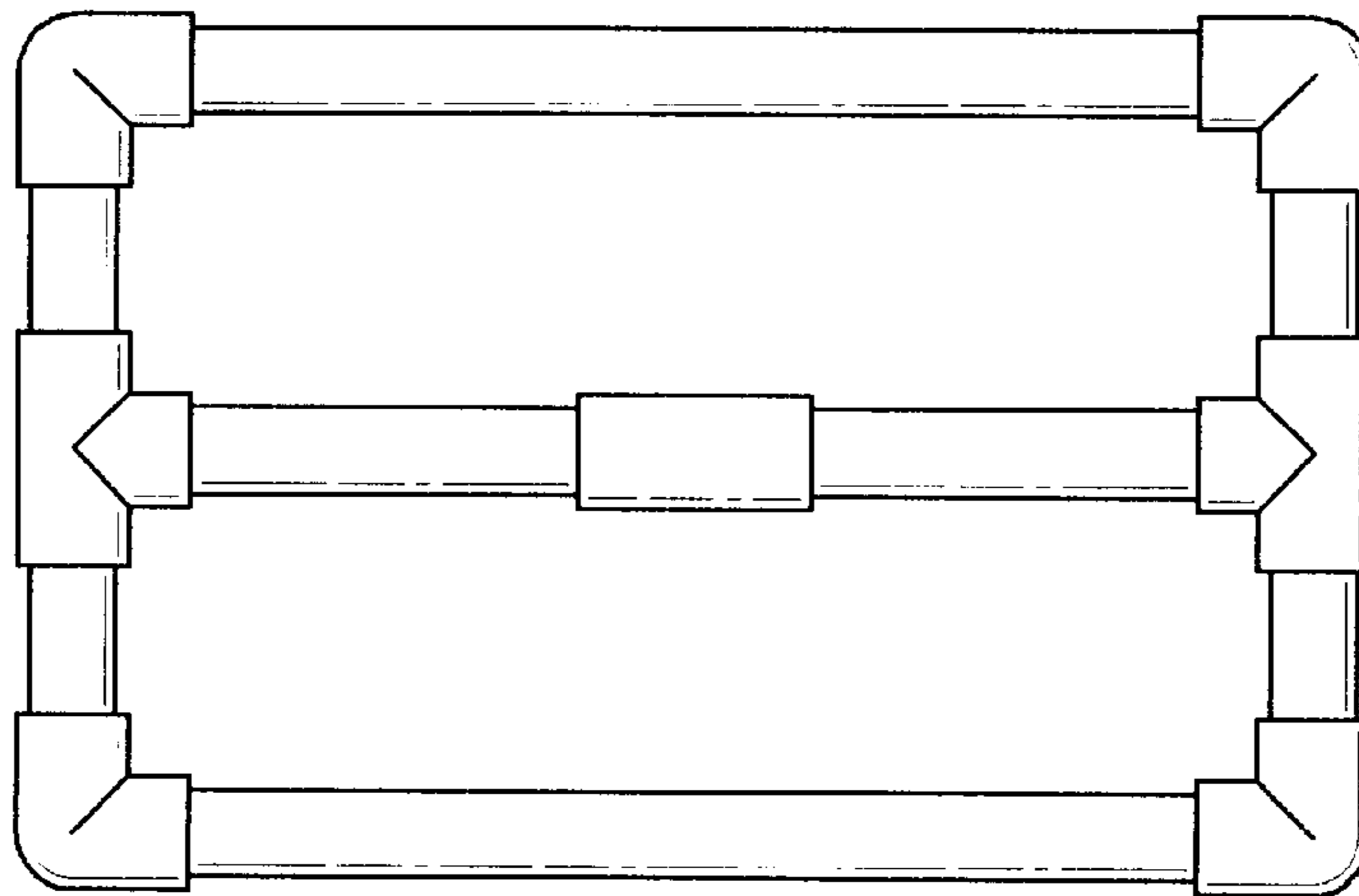


Fig. 6

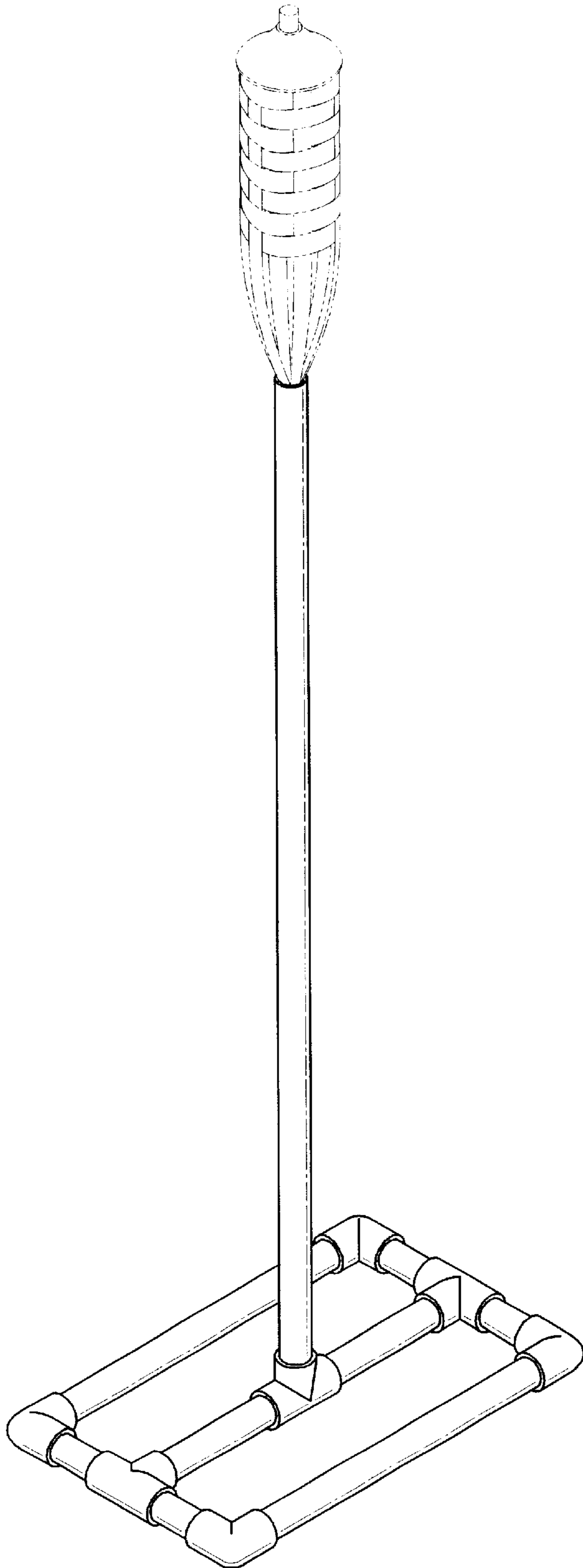


Fig. 7