



US00D446947B1

(12) **United States Design Patent**  
**Paloheimo**

(10) **Patent No.:** **US D446,947 S**

(45) **Date of Patent:** **\*\* Aug. 28, 2001**

(54) **CLOTHES HANGER**

(75) Inventor: **Markus Paloheimo**, Helsinki (FI)

(73) Assignee: **MK-Tesmer Oy**, Helsinki (FI)

(\*\*) Term: **14 Years**

(21) Appl. No.: **29/117,289**

(22) Filed: **Jan. 21, 2000**

(30) **Foreign Application Priority Data**

Jul. 22, 1999 (FI) ..... M19990571

(51) **LOC (7) Cl.** ..... **06-08**

(52) **U.S. Cl.** ..... **D6/319**

(58) **Field of Search** ..... D6/315, 317-319,  
D6/513; 211/113; 223/85, 88, 91-93

(56) **References Cited**

**U.S. PATENT DOCUMENTS**

D. 117,078 \* 10/1939 Stein .

D. 241,903 \* 10/1976 Niclaus ..... D6/319

D. 353,944 \* 1/1995 Goodman et al. .... D6/317

D. 405,343 \* 2/1999 Oberdorf ..... D6/319

D. 418,985 \* 1/2000 Van Rhiemen ..... D6/319

3,435,999 \* 4/1969 Mantell .

\* cited by examiner

*Primary Examiner*—B. J. Bullock

(74) *Attorney, Agent, or Firm*—Ladas and Parry

(57) **CLAIM**

The ornamental design for a clothes hanger, as shown and described.

**DESCRIPTION**

FIG. 1 is a perspective front view of a clothes hanger showing my new design;

FIG. 2 is a rear view thereof;

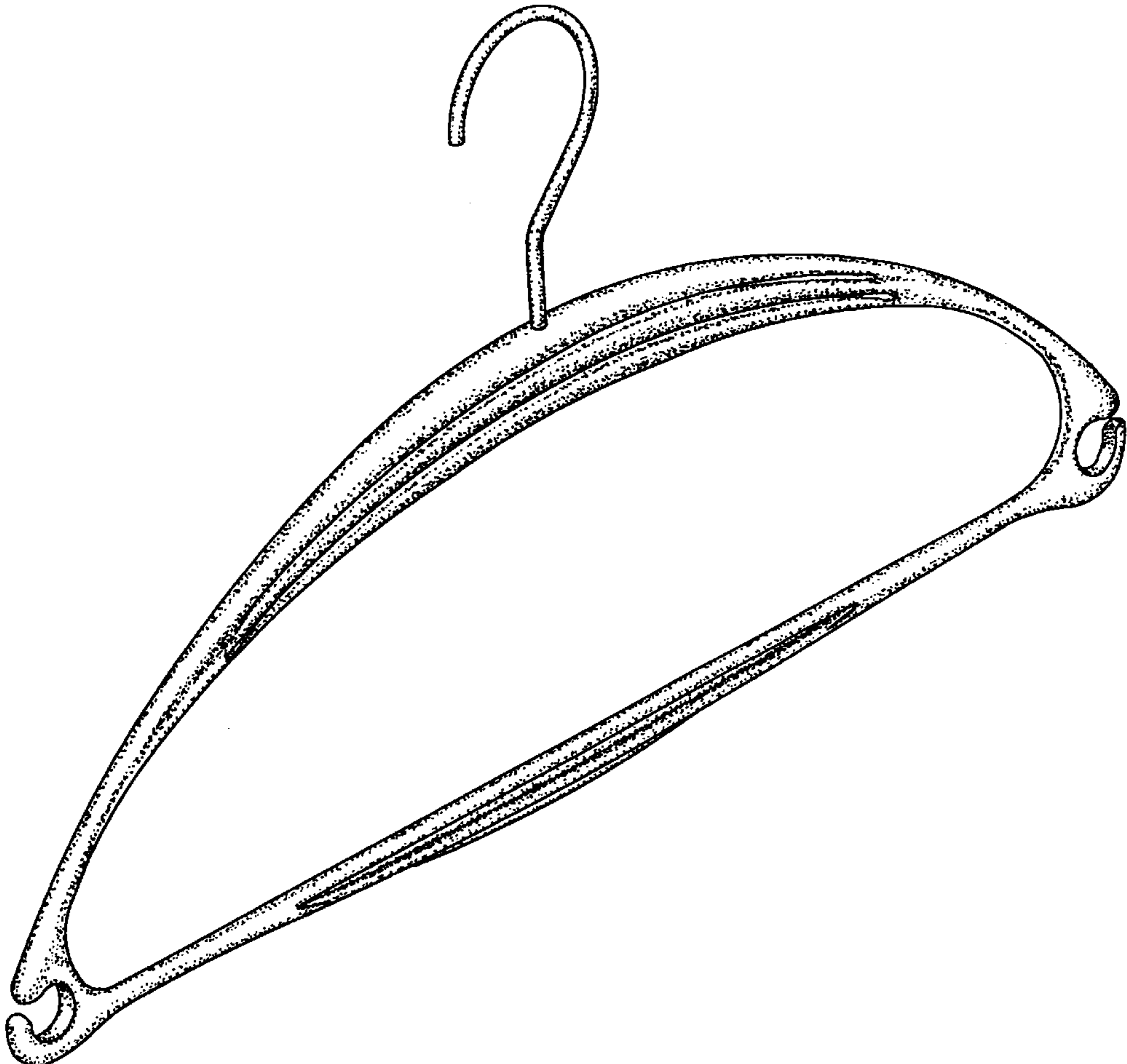
FIG. 3 is a top view thereof;

FIG. 4 is a bottom view thereof;

FIG. 5 is a side view thereof; and,

FIG. 6 is an opposite side view thereof.

**1 Claim, 2 Drawing Sheets**



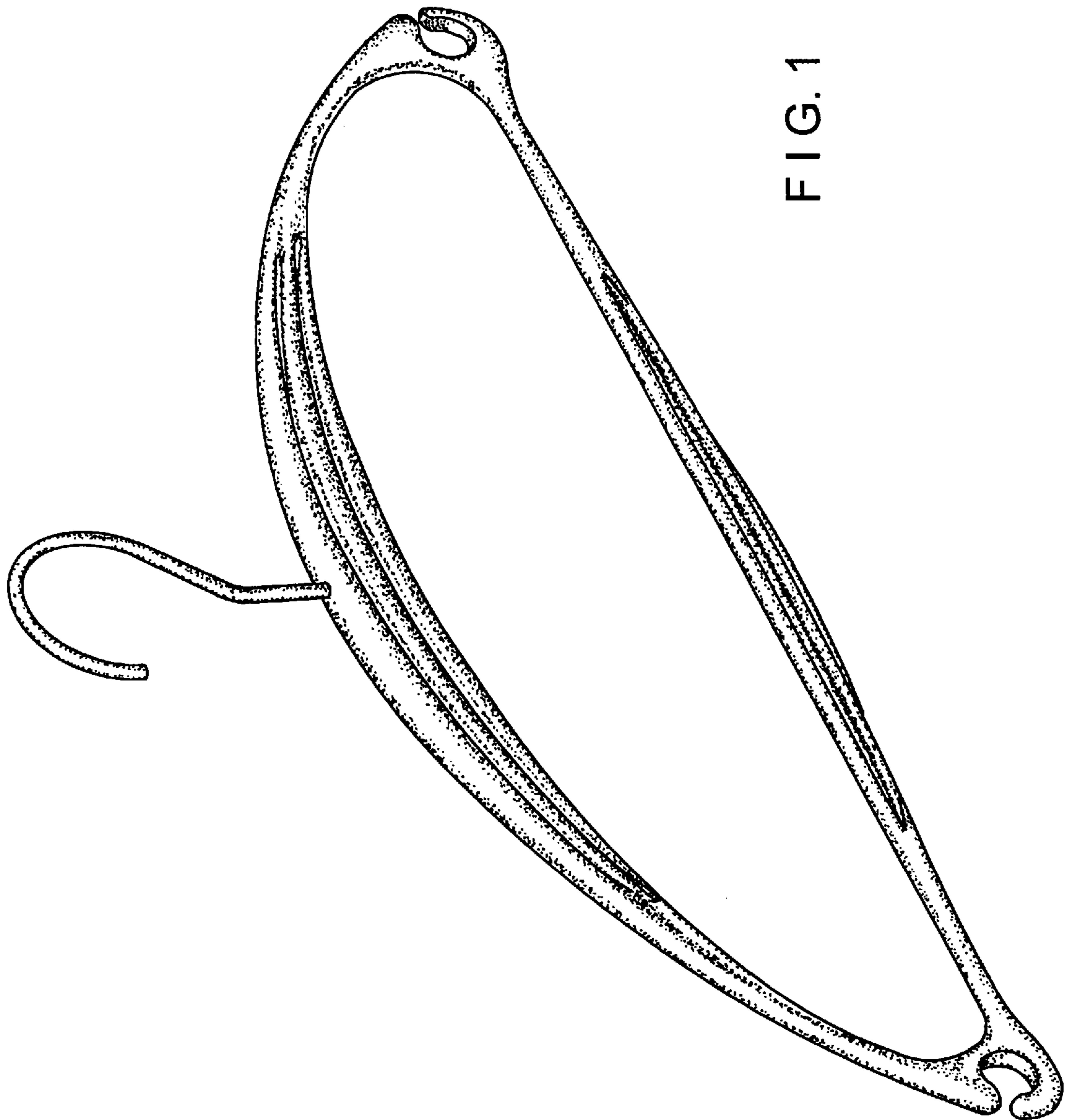


FIG. 1



FIG. 4

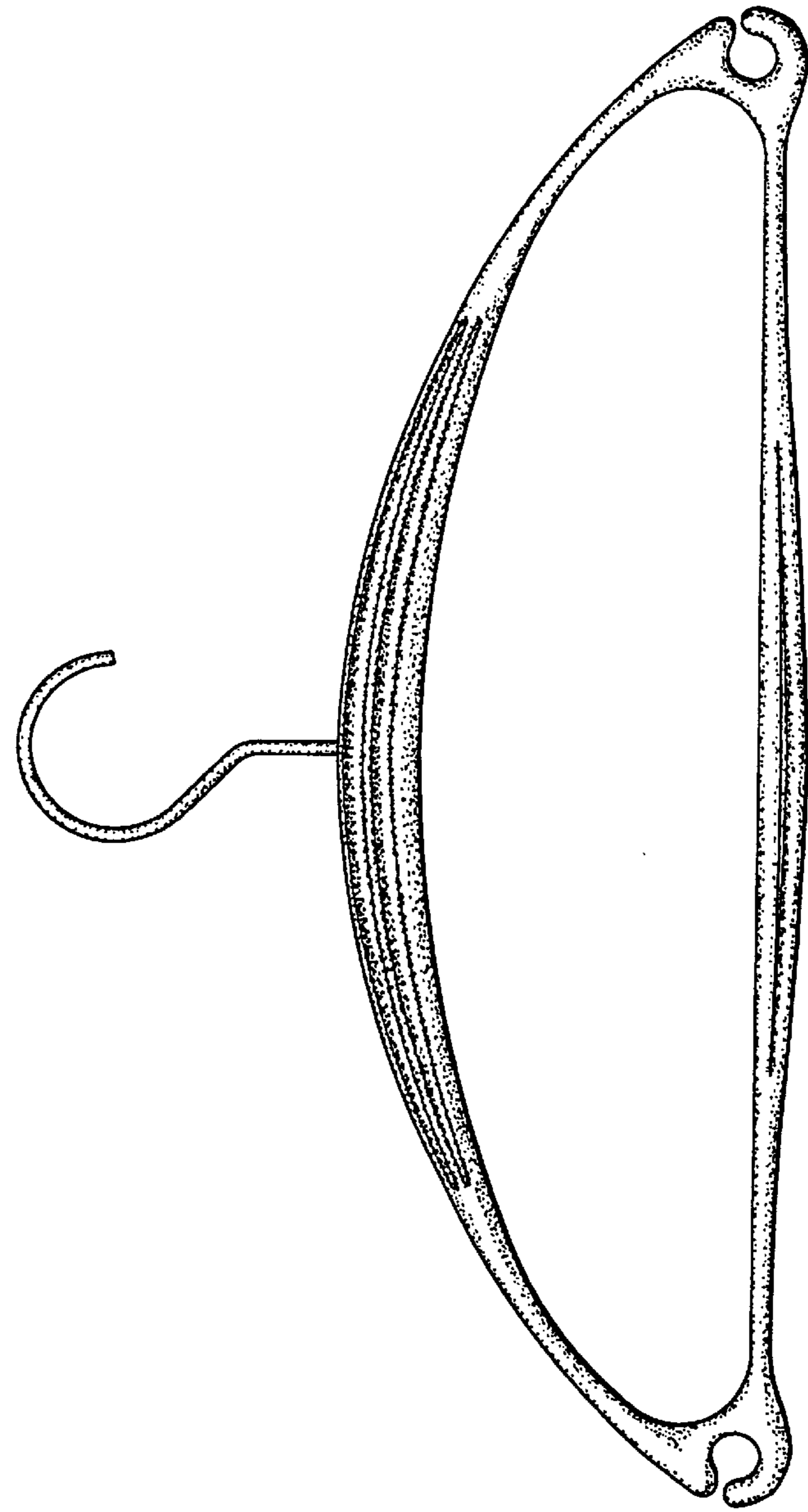


FIG. 2



FIG. 5




FIG. 6



FIG. 3