



US00D446932B1

(12) **United States Design Patent**
Crandall et al.

(10) **Patent No.:** **US D446,932 S**

(45) **Date of Patent:** **** Aug. 28, 2001**

(54) **BAG**

(75) **Inventors:** **Kevin Crandall; Maureen O'Connor,**
both of Chicago, IL (US)

(73) **Assignee:** **OCP Acquisition Corp.,** Chicago, IL
(US)

(**) **Term:** **14 Years**

(21) **Appl. No.:** **29/137,681**

(22) **Filed:** **Feb. 26, 2001**

(51) **LOC (7) Cl.** **03-01**

(52) **U.S. Cl.** **D3/243**

(58) **Field of Search** D3/226, 227, 230,
D3/231, 232, 233, 234, 237, 238, 239,
240, 243, 244, 245, 246, 303, 318, 323,
324, 325, 326; 150/106, 118, 128; 190/903;
224/42.11, 609, 610

(56) **References Cited**

U.S. PATENT DOCUMENTS

- D. 263,897 * 4/1982 Thornton D3/243
- D. 264,019 * 4/1982 Schimmel D3/243
- D. 336,986 * 7/1993 Seymour D3/233

- D. 352,166 * 11/1994 Caligiuri D3/303 X
- D. 416,676 * 11/1999 Fitzgerald D3/226
- D. 429,562 * 8/2000 Lau D3/226
- 2,029,905 * 2/1936 Banner 150/118

* cited by examiner

Primary Examiner—Louis S. Zarfes

Assistant Examiner—Monica A. Weingart

(74) *Attorney, Agent, or Firm*—McDonnell Boehnen
Hulbert & Berghoff

(57) **CLAIM**

The ornamental design for a bag, as shown and described.

DESCRIPTION

FIG. 1 is a perspective view of a bag of the present design;
FIG. 2 is a left side elevational view thereof;
FIG. 3 is a top plan view thereof;
FIG. 4 is a front elevational view thereof;
FIG. 5 is a rear elevational view thereof; and,
FIG. 6 is a bottom plan view thereof.

The right side elevational view of the bag of the present design is a mirror image of the view of FIG. 2.

The broken line portions of the drawings are for illustrative purposes only and form no part of the claimed design.

1 Claim, 3 Drawing Sheets

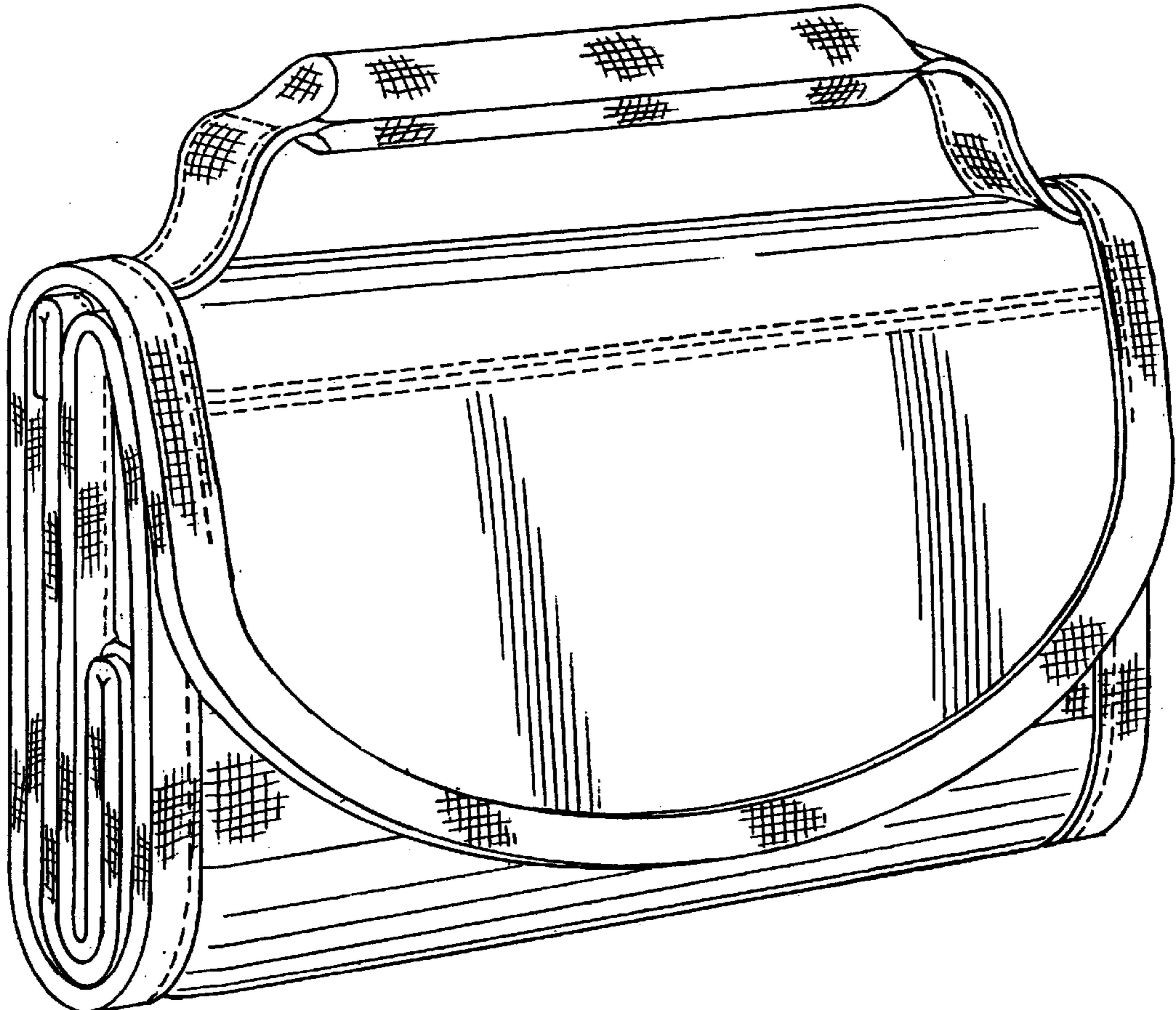




FIG. 2

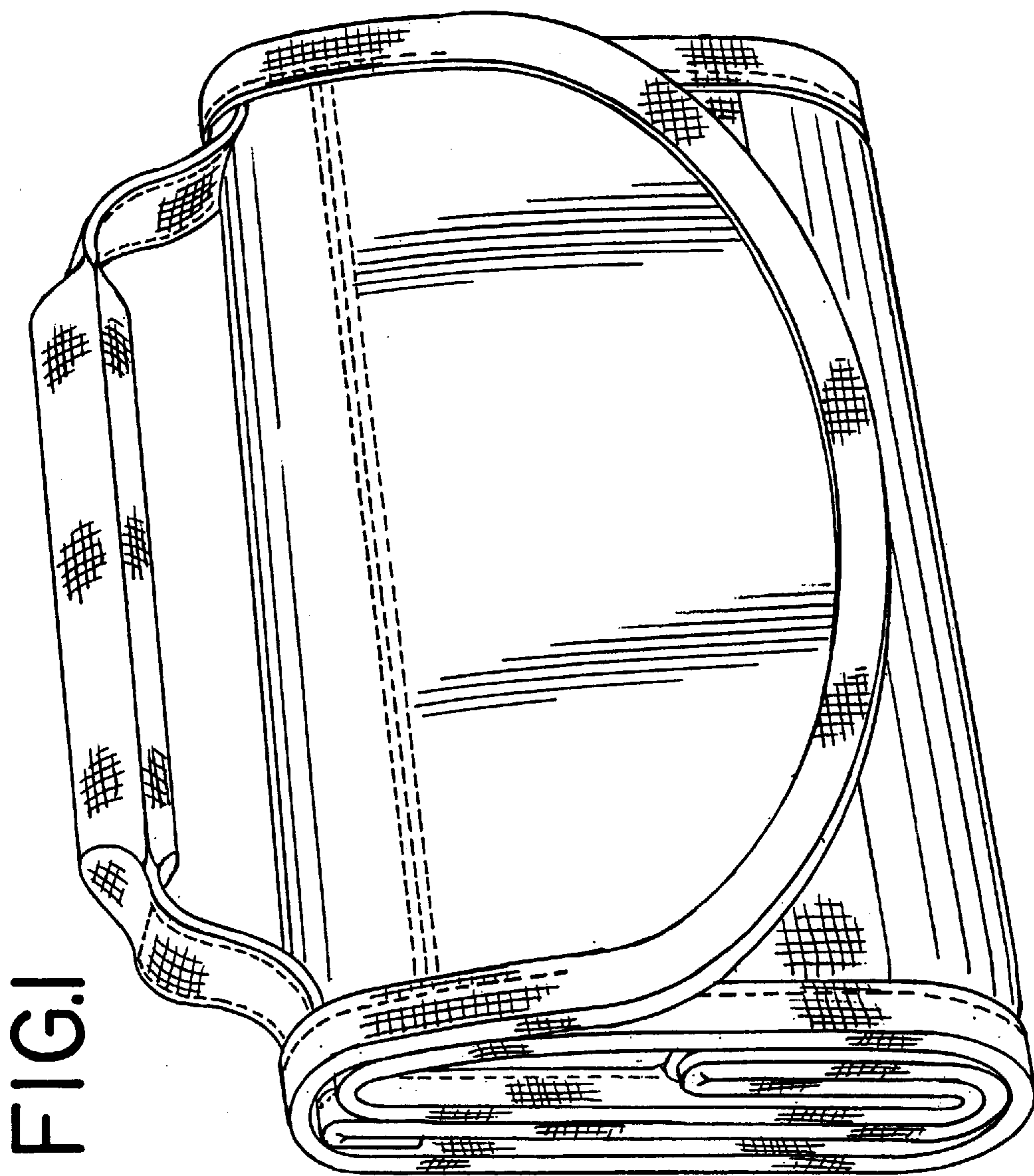


FIG. 1

FIG.3

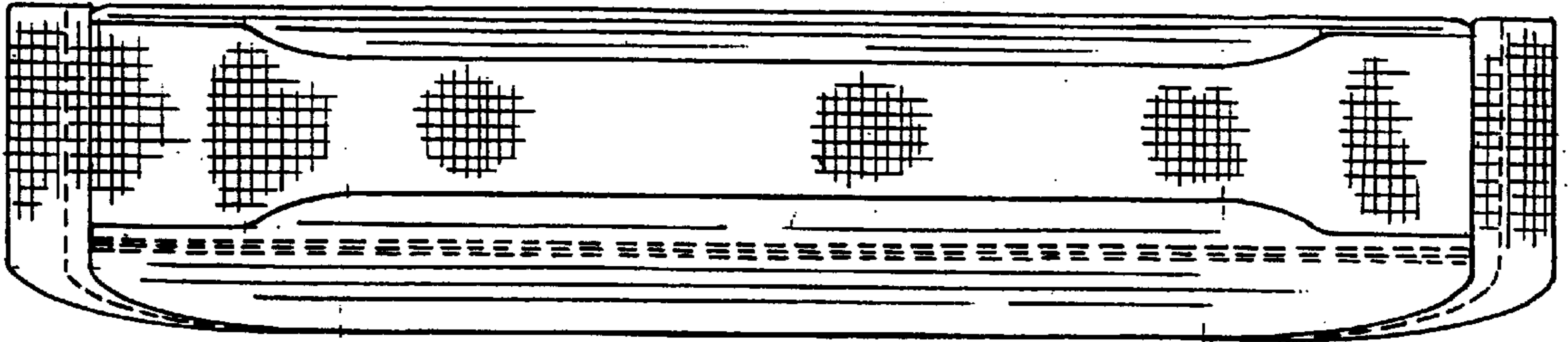


FIG.4

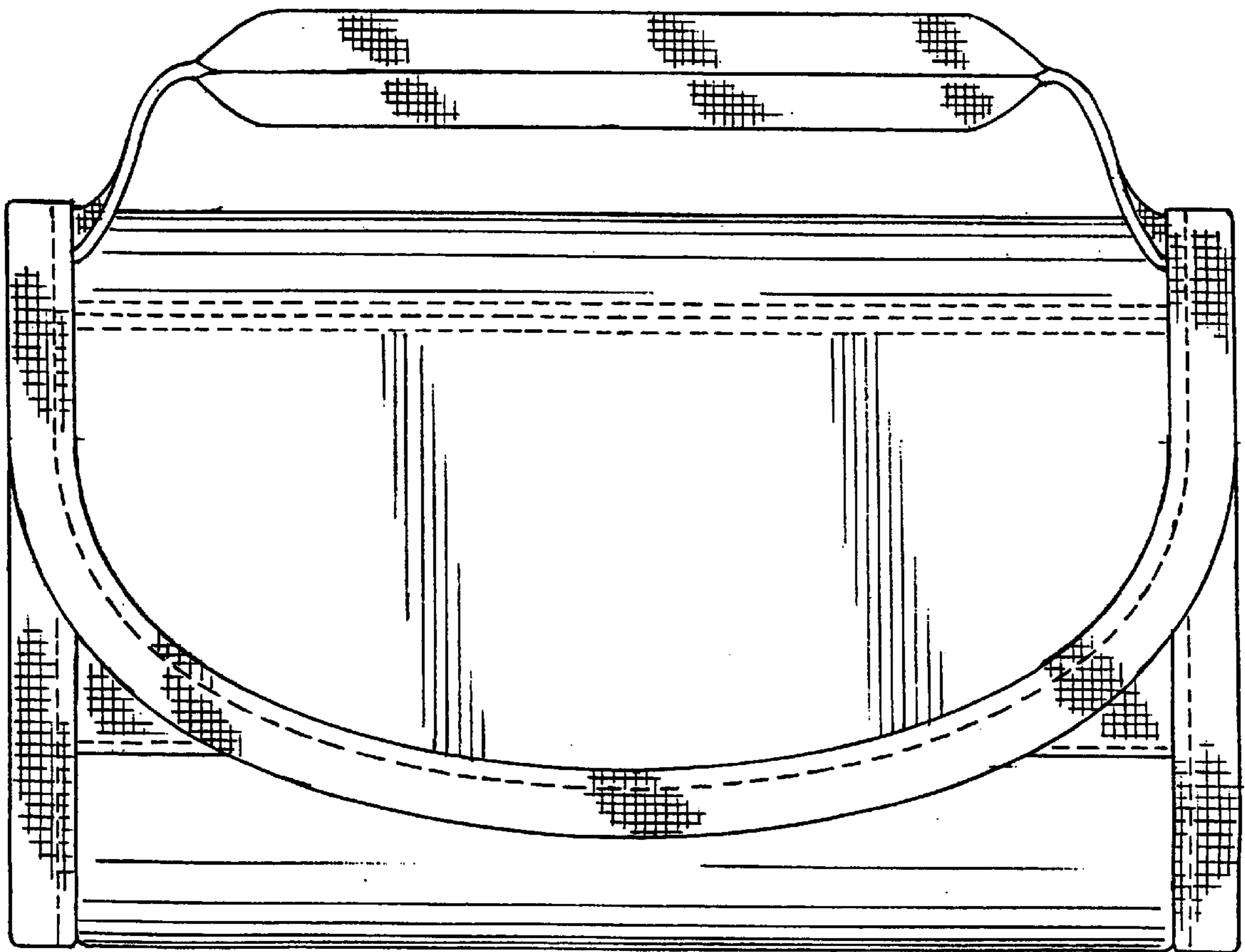


FIG.5

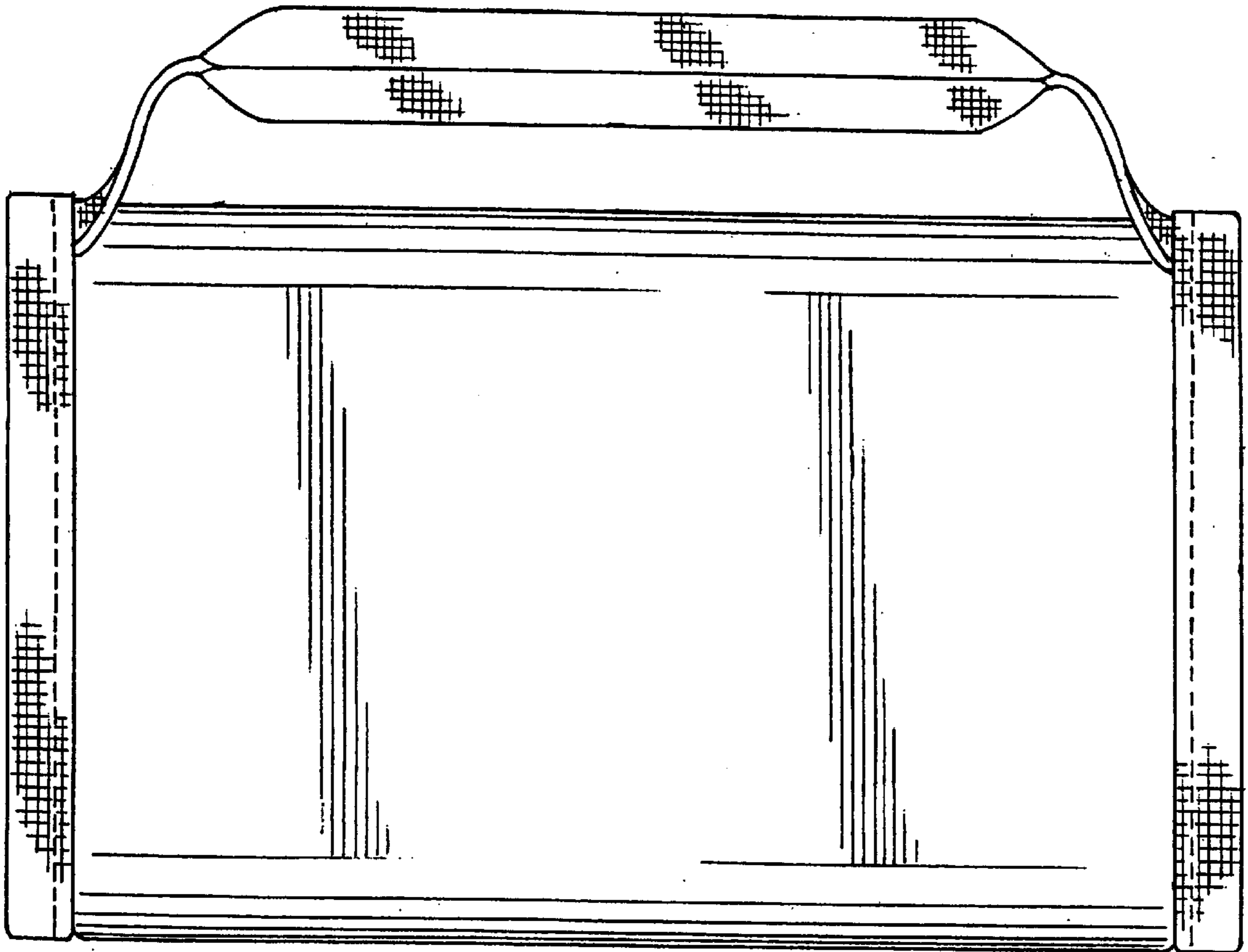


FIG.6

