



US00D446929B1

(12) **United States Design Patent**
Vazquez

(10) **Patent No.:** **US D446,929 S**

(45) **Date of Patent:** **** Aug. 28, 2001**

(54) **SLING BAG WITH CIRCULAR POCKET**

(75) Inventor: **Maximino Vazquez**, New York, NY (US)

(73) Assignee: **Maxworld, Inc.**, New York, NY (US)

(**) Term: **14 Years**

(21) Appl. No.: **29/114,609**

(22) Filed: **Nov. 29, 1999**

(51) **LOC (7) Cl.** **03-01**

(52) **U.S. Cl.** **D3/233**

(58) **Field of Search** D3/201, 216, 217, D3/232, 233, 234, 244, 245, 246, 303, 318; 150/100, 106, 107, 110, 111, 112, 115, 117, 118, 127, 128, 129, 130, 154, 900, 901; 190/1, 100, 103, 104, 105, 106, 107, 124, 125, 126, 127, 903; 383/2, 4, 12, 21, 28, 38, 39, 40, 41, 42, 71, 72, 93, 97, 105, 106

(56) **References Cited**

U.S. PATENT DOCUMENTS

D. 121,159	*	6/1940	Egerer	D3/232
D. 139,891	*	1/1945	Phelps	D3/232
D. 205,756		9/1966	Triplett	D9/2
D. 250,737		1/1979	Brosk	D2/226
D. 258,998		4/1981	Pratt et al.	D3/41
D. 341,486		11/1993	Frank	D3/42
D. 350,024		8/1994	Ryker	D3/202
D. 369,467		5/1996	Cole	D3/300
D. 385,452		10/1997	Marti	D6/601
D. 389,642		1/1998	Nadel	D3/254
D. 398,776	*	9/1998	Fawcett	D3/216
D. 418,974		1/2000	Vazquez	D3/226
D. 431,901	*	10/2000	Vazquez	D3/303
D. 433,807	*	11/2000	Vazquez	D3/232 X
945,705	*	1/1910	Crosgrove	150/118
1,491,711		4/1924	Levine	.	
1,600,633	*	9/1926	Hildebrand	383/2
2,123,447		7/1938	Waite	2/48

2,493,085	1/1950	Pincus	150/1.7
3,322,176	5/1967	Geller	150/1.7
4,301,549	11/1981	Ingram	2/250
4,838,709	6/1989	Guerriero et al.	383/18
5,692,660	12/1997	Stewart	224/581
5,799,336	9/1998	Cooper	2/247
5,809,576	9/1998	Hutson et al.	2/247
5,881,383	3/1999	Perkins	2/144

* cited by examiner

Primary Examiner—Louis S. Zarfes

Assistant Examiner—Monica A. Weingart

(74) *Attorney, Agent, or Firm*—Darby & Darby

(57) **CLAIM**

The ornamental design for a sling bag with circular pocket, as shown and described.

DESCRIPTION

FIG. 1 is a front elevational view of a sling bag with circular pocket with a carry strap and having a first preselected fabric in at least one of a color and a pattern;

FIG. 2 is a rear elevational view of the bag of FIG. 1 showing a circular pocket in a second preselected fabric which coordinates with the first preselected fabric, and further showing a zipper for accessing the bag;

FIG. 3 is a right side elevational view of the bag of FIG. 1;

FIG. 4 is a top plan view of the bag of FIG. 1;

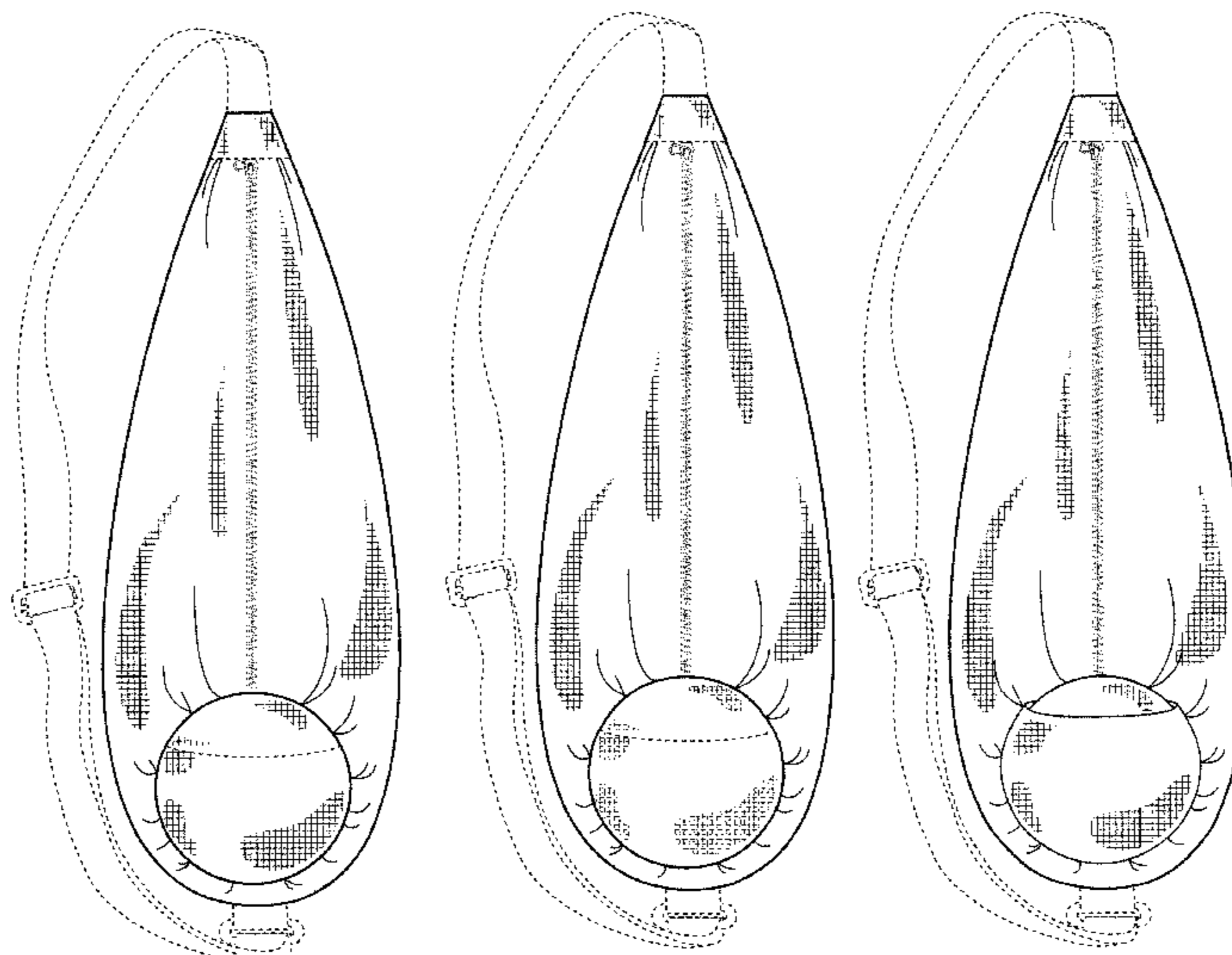
FIG. 5 is a bottom plan view of the bag of FIG. 1, showing the circular pocket along a rear portion of the sling bag;

FIG. 6 is the rear elevational view of FIG. 2, now showing the circular pocket in a third preselected fabric which is different than the first preselected fabric; and,

FIG. 7 is the rear elevational view of FIG. 2, now showing the circular pocket in a three-quarter open-pocket configuration.

The broken line showing of hardware (e.g., the zippers, buckles, closure, carry strap) as well as the position of the hardware relative to the claimed design and any other broken lines are to show the environment only and are not part of the claimed design.

1 Claim, 6 Drawing Sheets



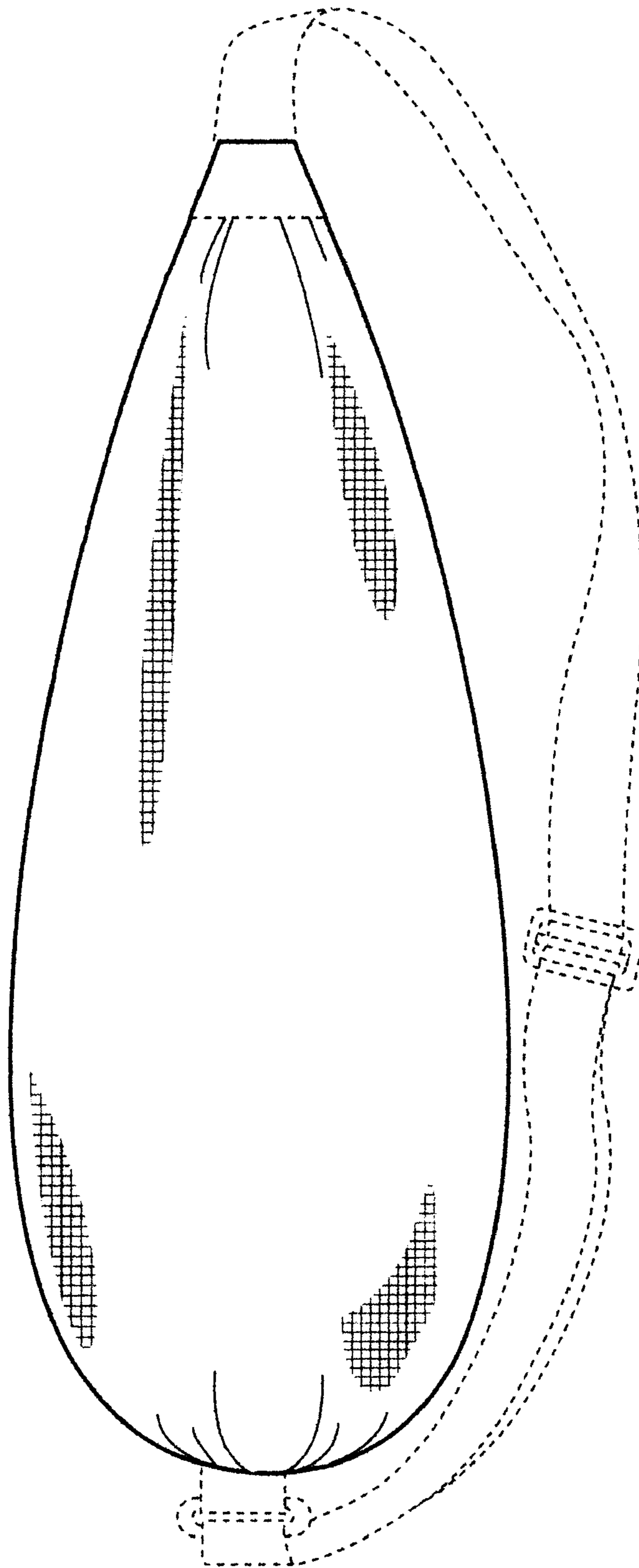


FIG. 1

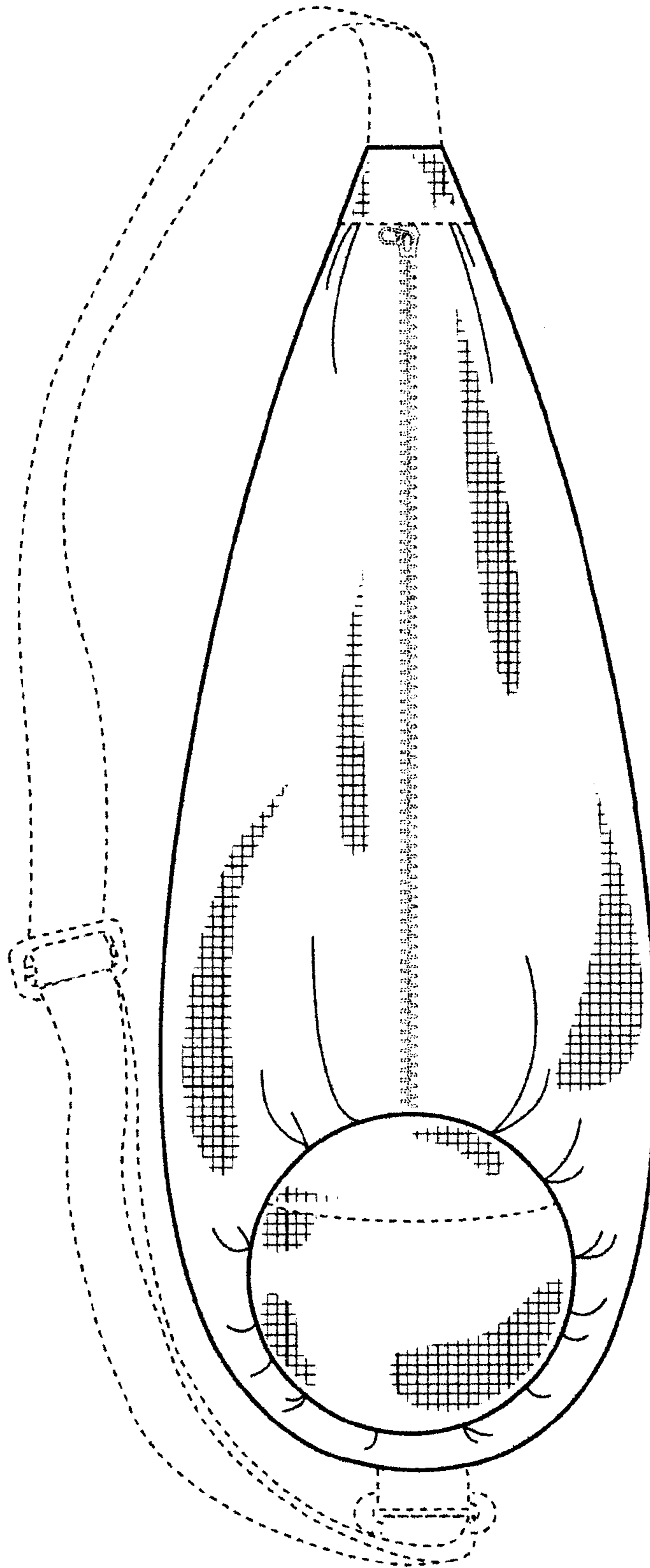


FIG. 2

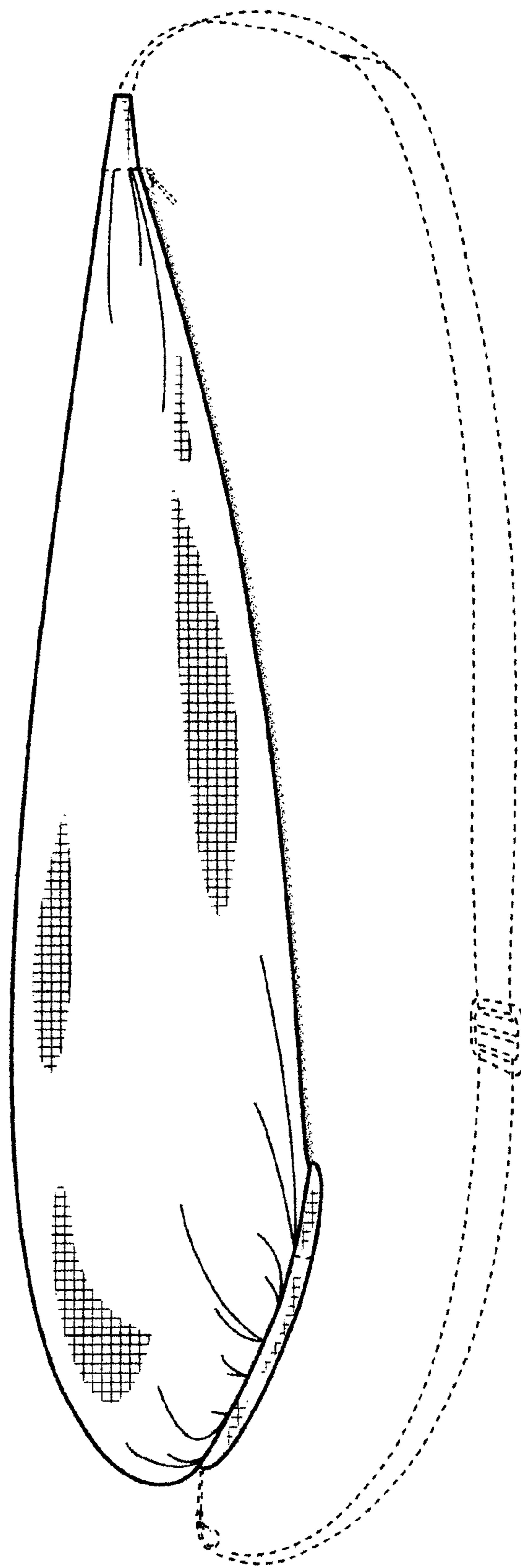


FIG. 3

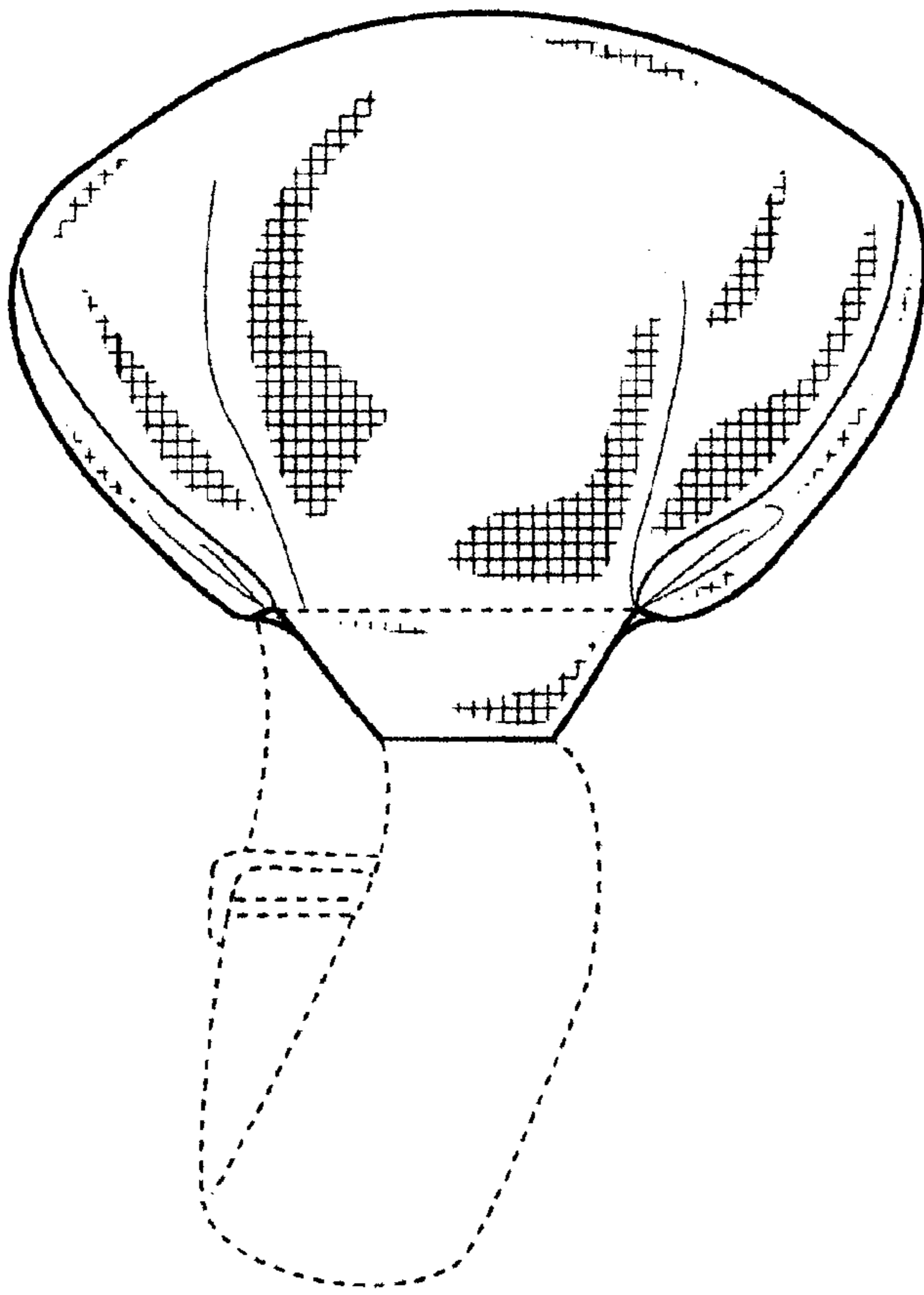


FIG. 4

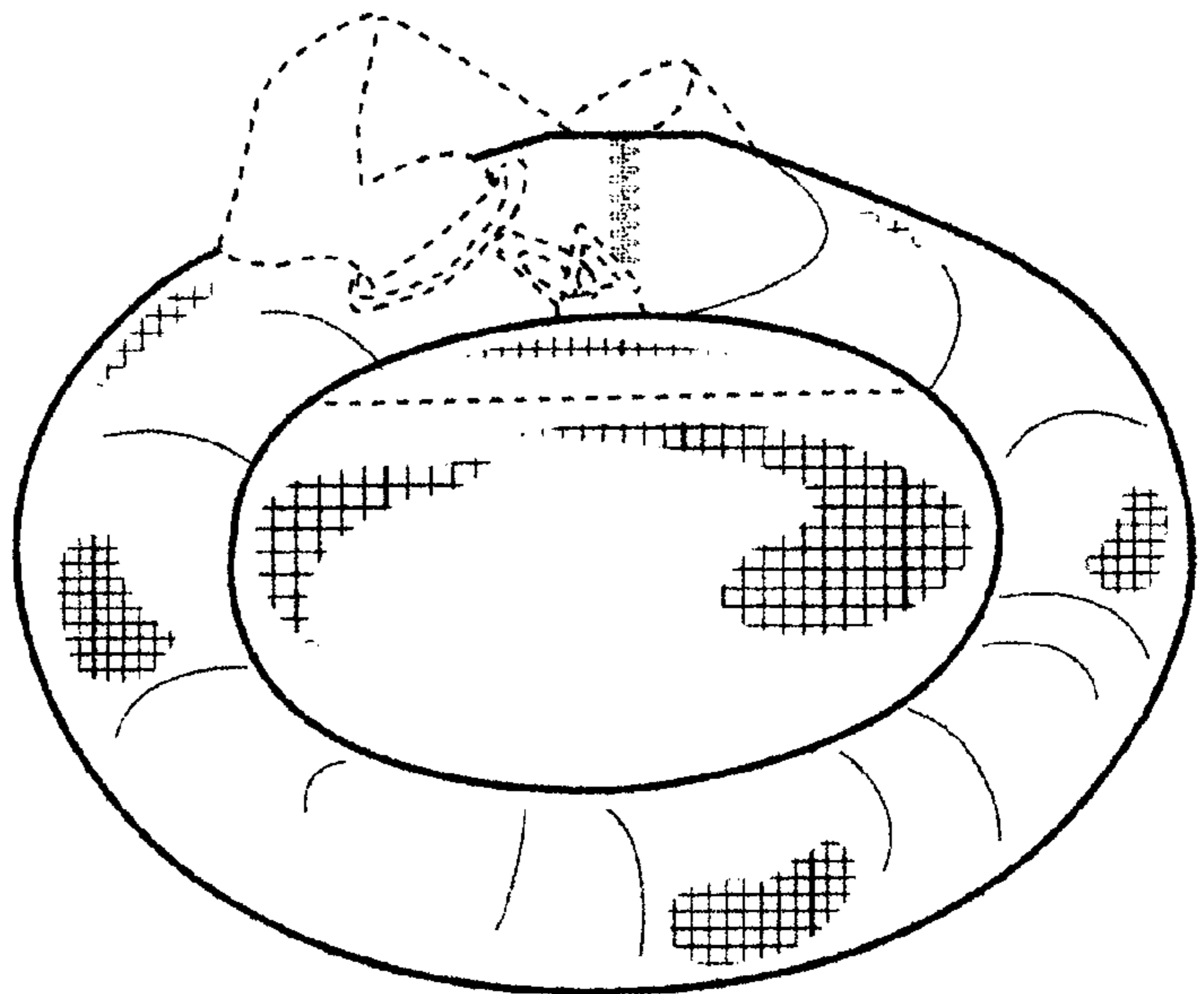


FIG. 5

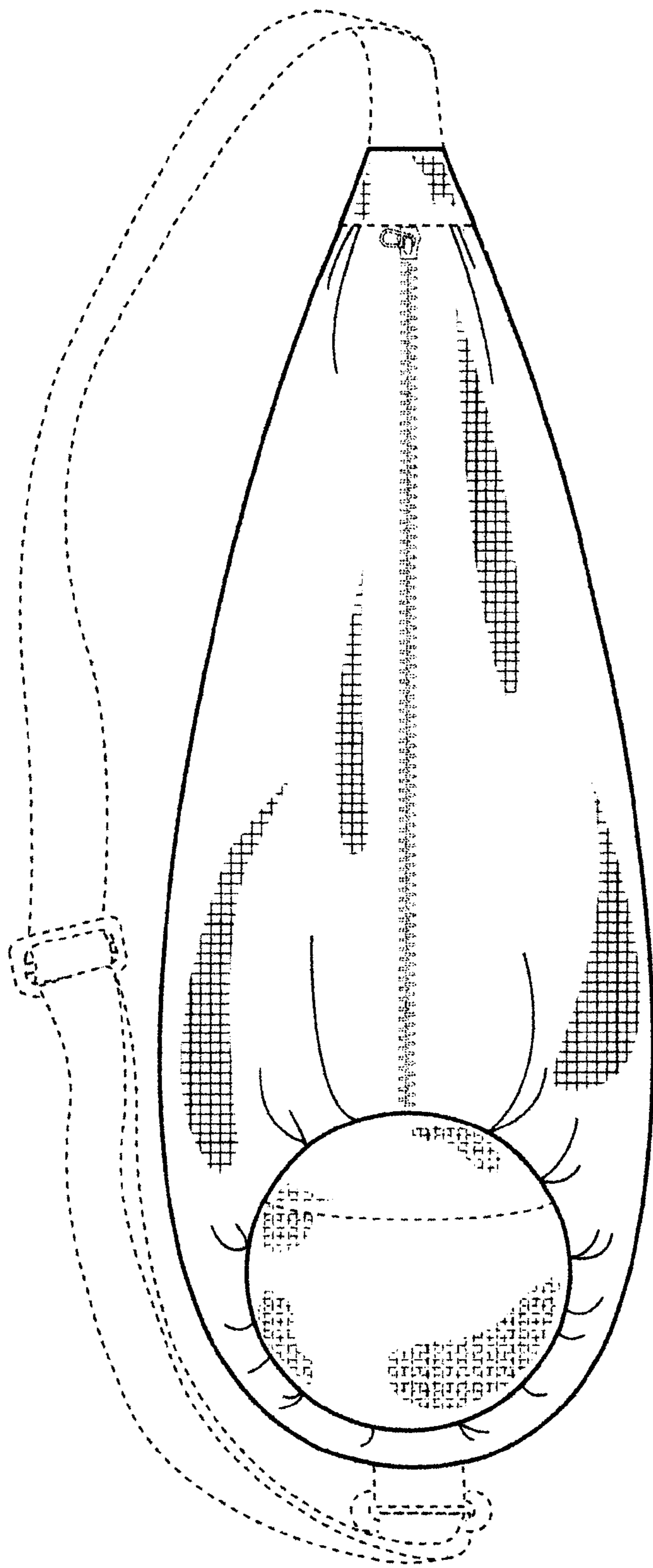


FIG. 6

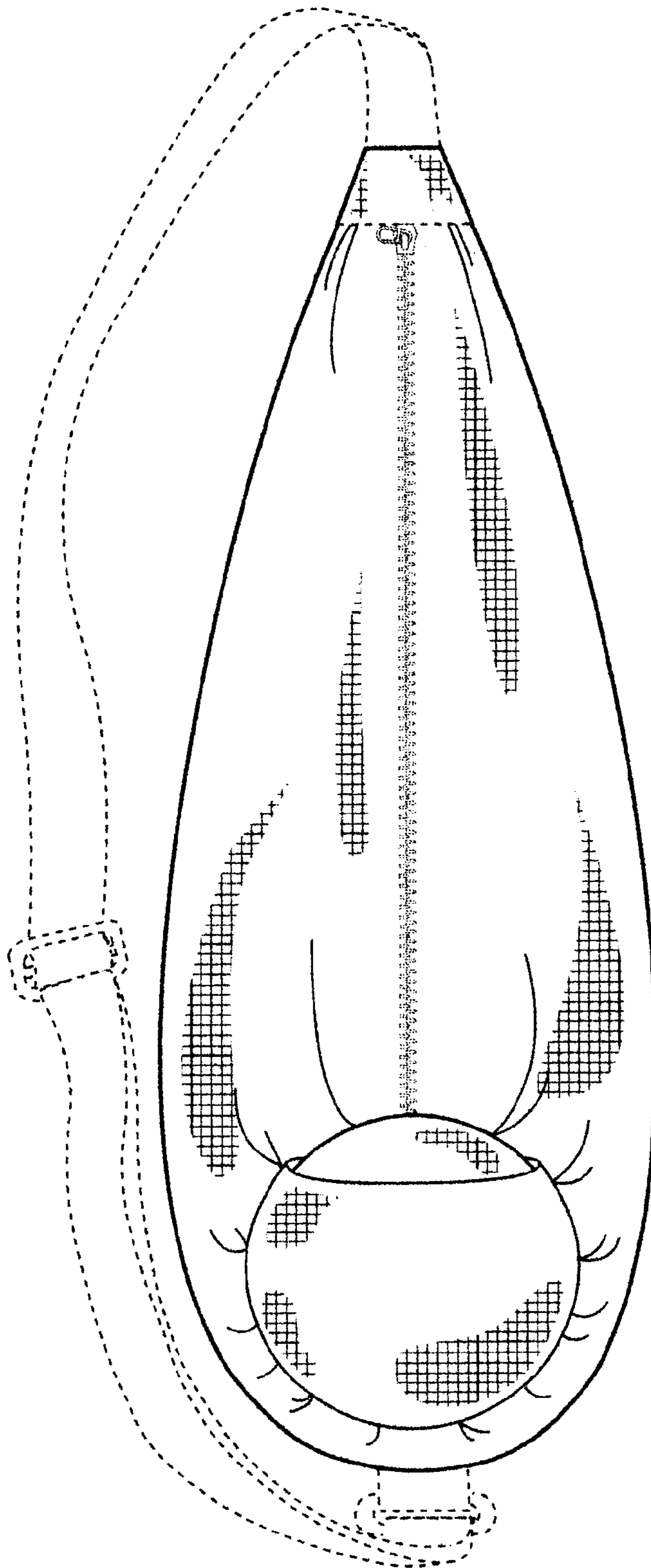


FIG. 7