



US00D446890B1

(12) **United States Design Patent**
Cho

(10) **Patent No.:** **US D446,890 S**

(45) **Date of Patent:** **** Aug. 21, 2001**

(54) **ELECTRIC WASHING MACHINE**

D. 313,679 * 1/1991 Sakamoto D32/6
D. 422,762 * 4/2000 Tsuda et al. D32/6

(75) Inventor: **Yoo Seok Cho**, Kyungki-do (KR)

OTHER PUBLICATIONS

(73) Assignee: **LG Electronics Inc.**, Seoul (KR)

National Co. brochure, Japanese, washing machine model nos. F800P, F70AP2, F50E, p. 10, Nov./1998.*

(**) Term: **14 Years**

* cited by examiner

(21) Appl. No.: **29/115,960**

Primary Examiner—Louis S. Zarfes
Assistant Examiner—Robert A. Delehanty

(22) Filed: **Dec. 27, 1999**

(30) **Foreign Application Priority Data**

(57) **CLAIM**

Jun. 26, 1999 (KR) 99-14435

The ornamental design for electric washing machine, as shown and described.

(51) **LOC (7) Cl.** **15-05**

DESCRIPTION

(52) **U.S. Cl.** **D32/6**

(58) **Field of Search** D32/1, 5-6, 8,
D32/10, 12, 25, 28; 34/108, 139, 595, 596,
603; 68/3 R, 12.01, 12.12, 12.26, 24; 312/228,
263, 264, 265.1, 257.1

FIG. 1 is a perspective view of the electric washing machine;
FIG. 2 is a front view thereof;
FIG. 3 is a rear view thereof;
FIG. 4 is a left side view thereof;
FIG. 5 is a right side view thereof;
FIG. 6 is a top plan view thereof; and,
FIG. 7 is a bottom plan view thereof.

(56) **References Cited**

U.S. PATENT DOCUMENTS

D. 156,287 * 11/1949 Smith D32/6
D. 300,279 * 3/1989 Umehara et al. D32/6

1 Claim, 6 Drawing Sheets




FIG. 1

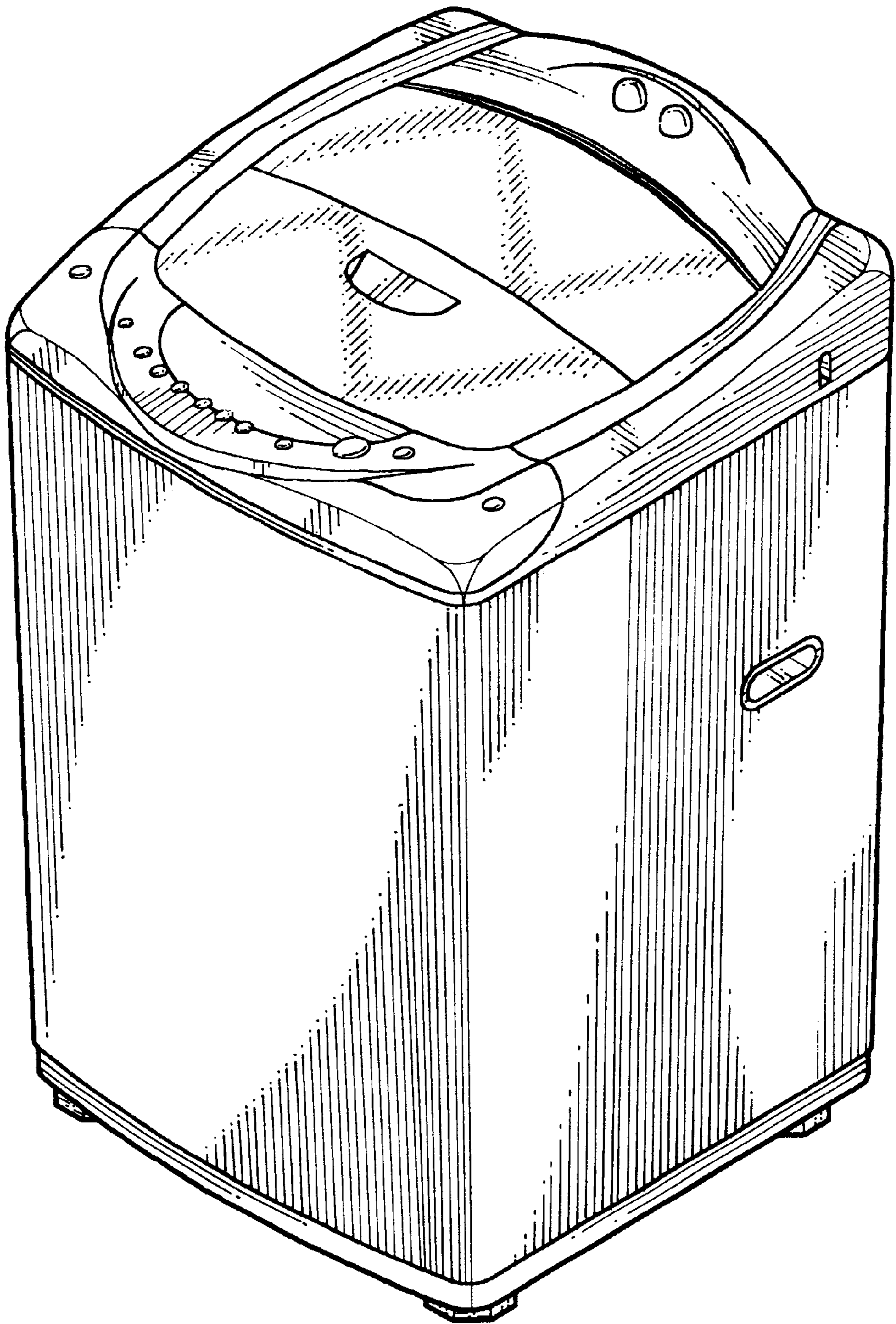


FIG. 2




FIG. 3




FIG. 4

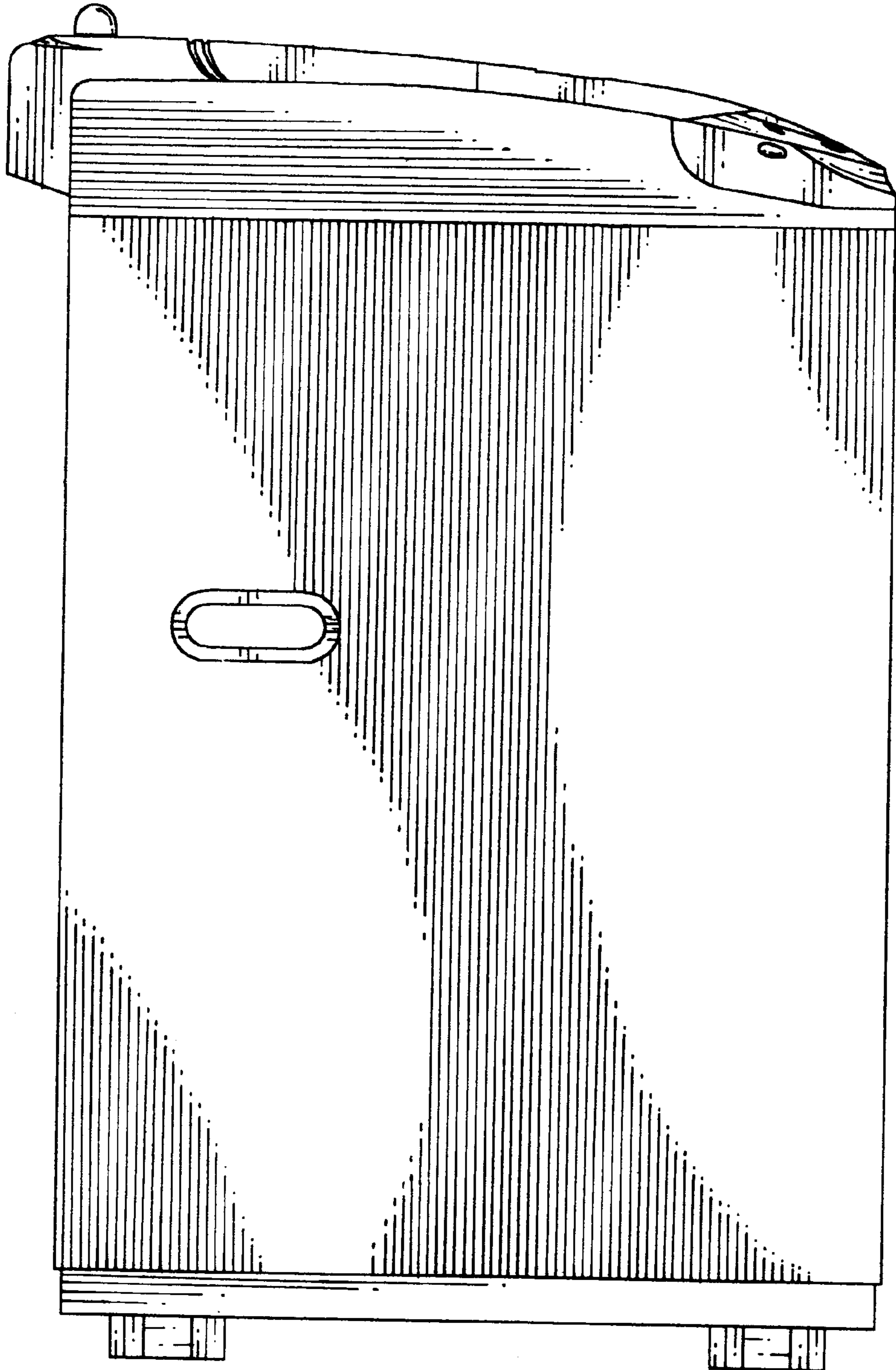


FIG. 5

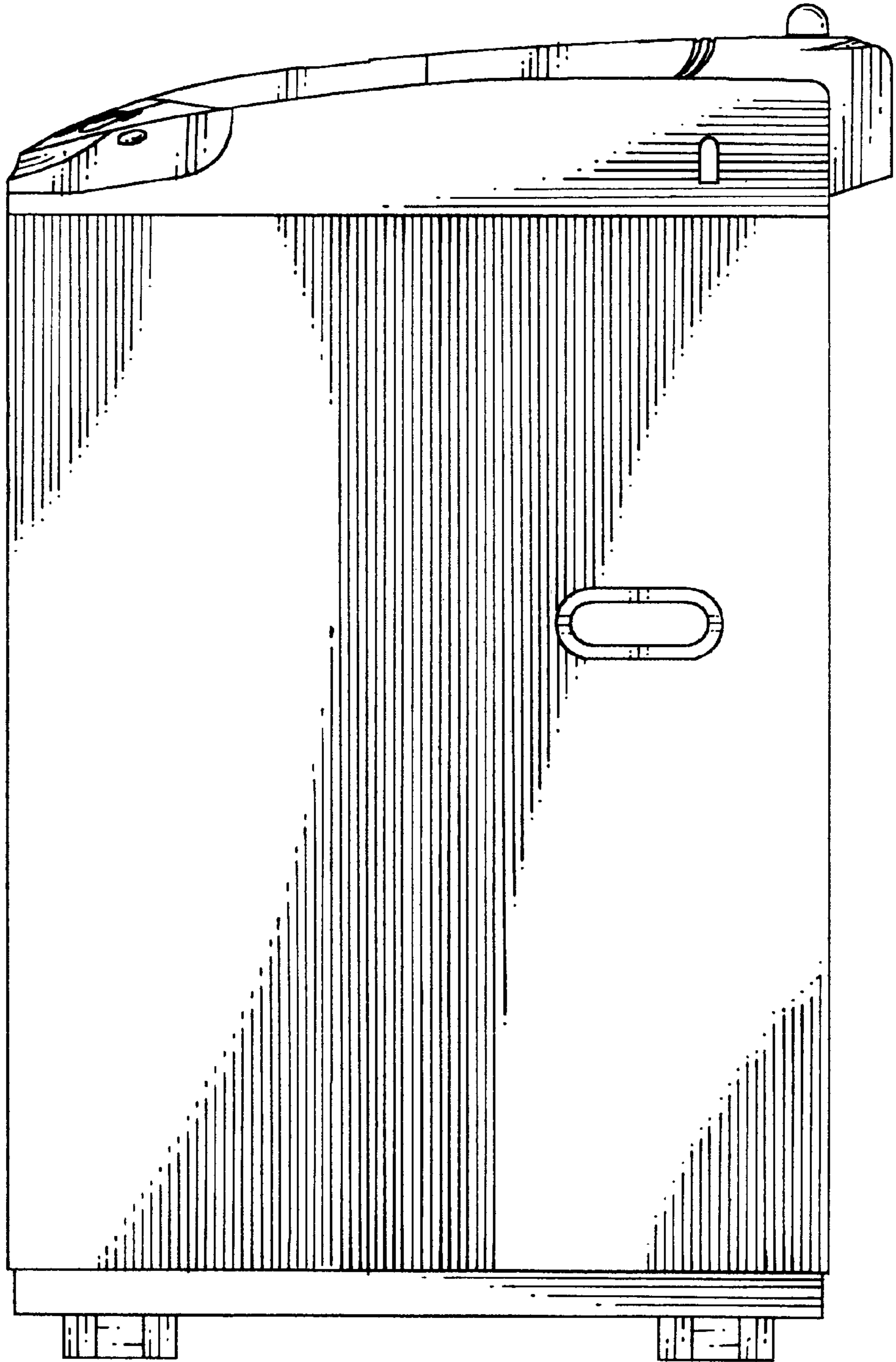


FIG. 6

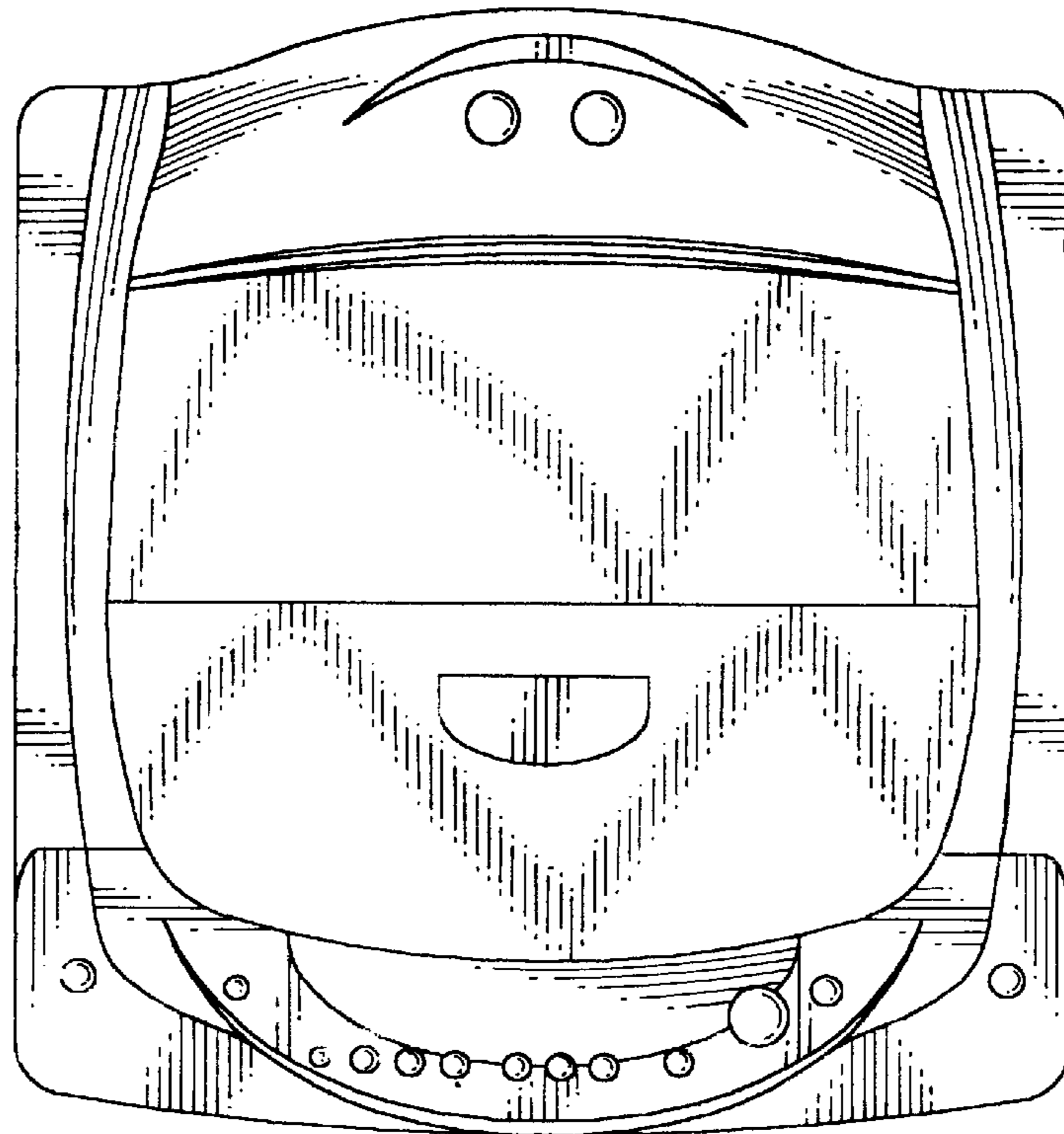


FIG. 7

