



US00D446884B1

(12) **United States Design Patent**
Kohring et al.

(10) **Patent No.:** **US D446,884 S**

(45) **Date of Patent:** **** Aug. 21, 2001**

(54) **RAZOR HANDLE**

1,117,953 * 11/1914 Crandall 30/51
5,687,485 11/1997 Shurtleff et al. 30/526

(75) Inventors: **Douglas Kohring**, Chelmsford; **Jill M. Shurtleff**, South Boston, both of MA (US)

FOREIGN PATENT DOCUMENTS

DM/027322 * 9/1993 (WO) 28/3

(73) Assignee: **The Gillette Company**, Boston, MA (US)

* cited by examiner

(**) Term: **14 Years**

Primary Examiner—Philip S. Hyder

Assistant Examiner—C. Tuttle

(74) *Attorney, Agent, or Firm*—Donal B. Tobin

(21) Appl. No.: **29/124,582**

(57) **CLAIM**

(22) Filed: **Jun. 7, 2000**

The ornamental design for a razor handle, as shown and described.

(51) **LOC (7) Cl.** **28-03**

(52) **U.S. Cl.** **D28/48**

(58) **Field of Search** D28/44-48; 30/32, 30/47-51, 526, 527, 532, 533

DESCRIPTION

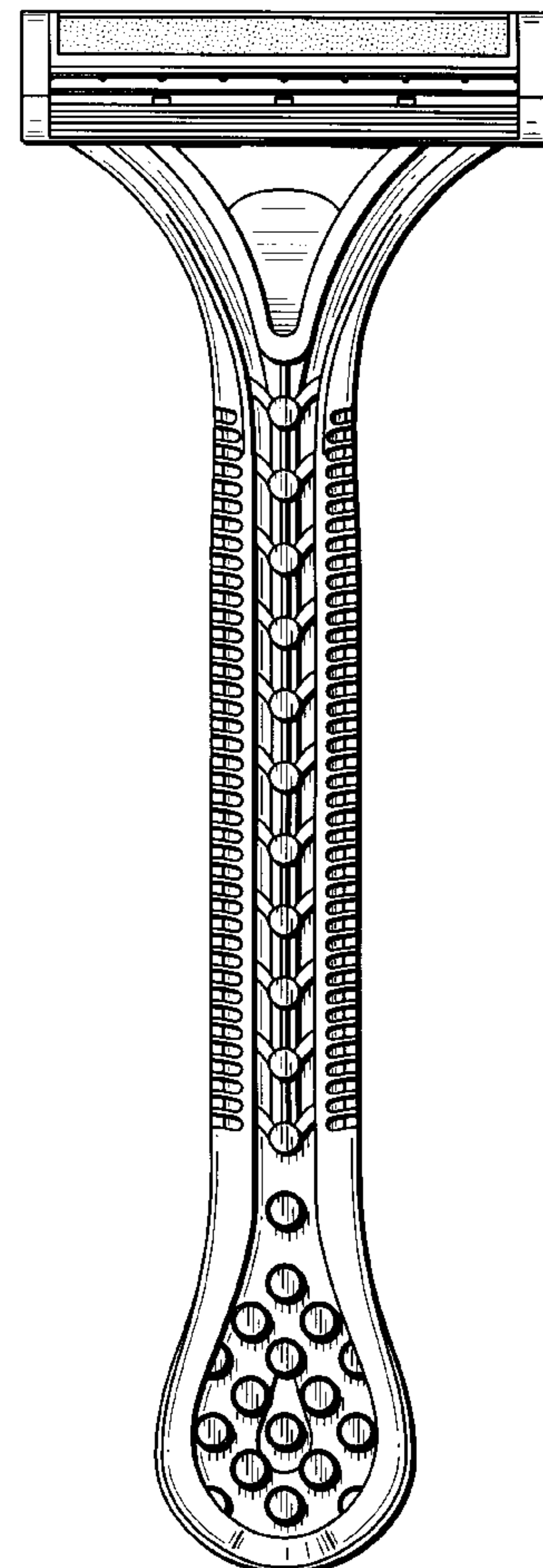
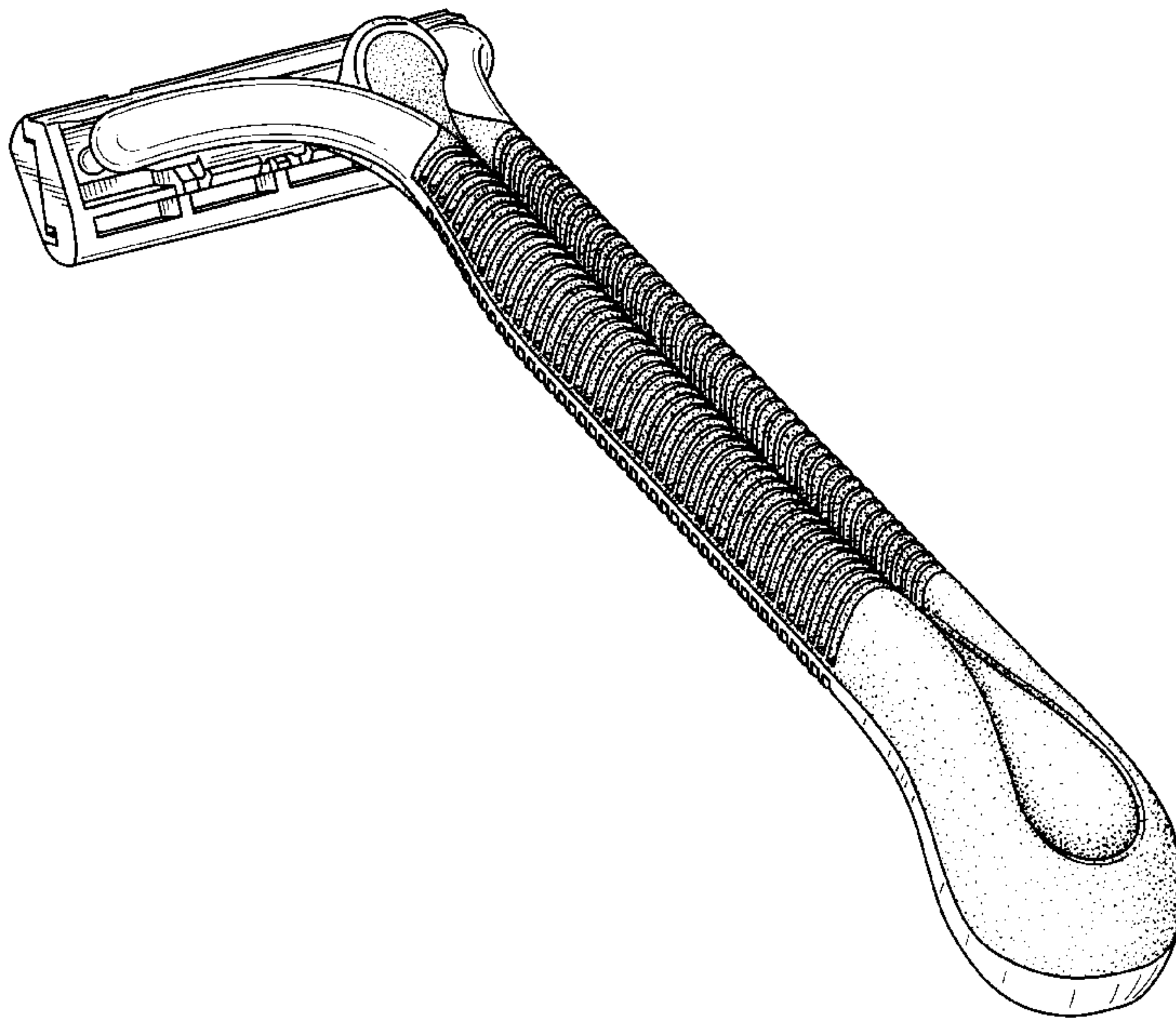
(56) **References Cited**

U.S. PATENT DOCUMENTS

- D. 309,355 * 7/1990 Shurtleff D28/48
- D. 381,121 7/1997 Shurtleff et al. D28/46
- D. 386,821 11/1997 Shurtleff et al. D28/48
- D. 403,114 * 12/1998 Shurtleff D28/48
- D. 425,251 * 5/2000 Gray D28/48

FIG. 1 is a perspective view as seen from the front, bottom and left side of a razor handle showing our new design; FIG. 2 is a front elevational view thereof; FIG. 3 is a left side elevational view thereof, the right side elevation being a mirror image thereof; FIG. 4 is a rear elevational view thereof; FIG. 5 is a top plan view thereof; and, FIG. 6 is a bottom plan view thereof.

1 Claim, 3 Drawing Sheets



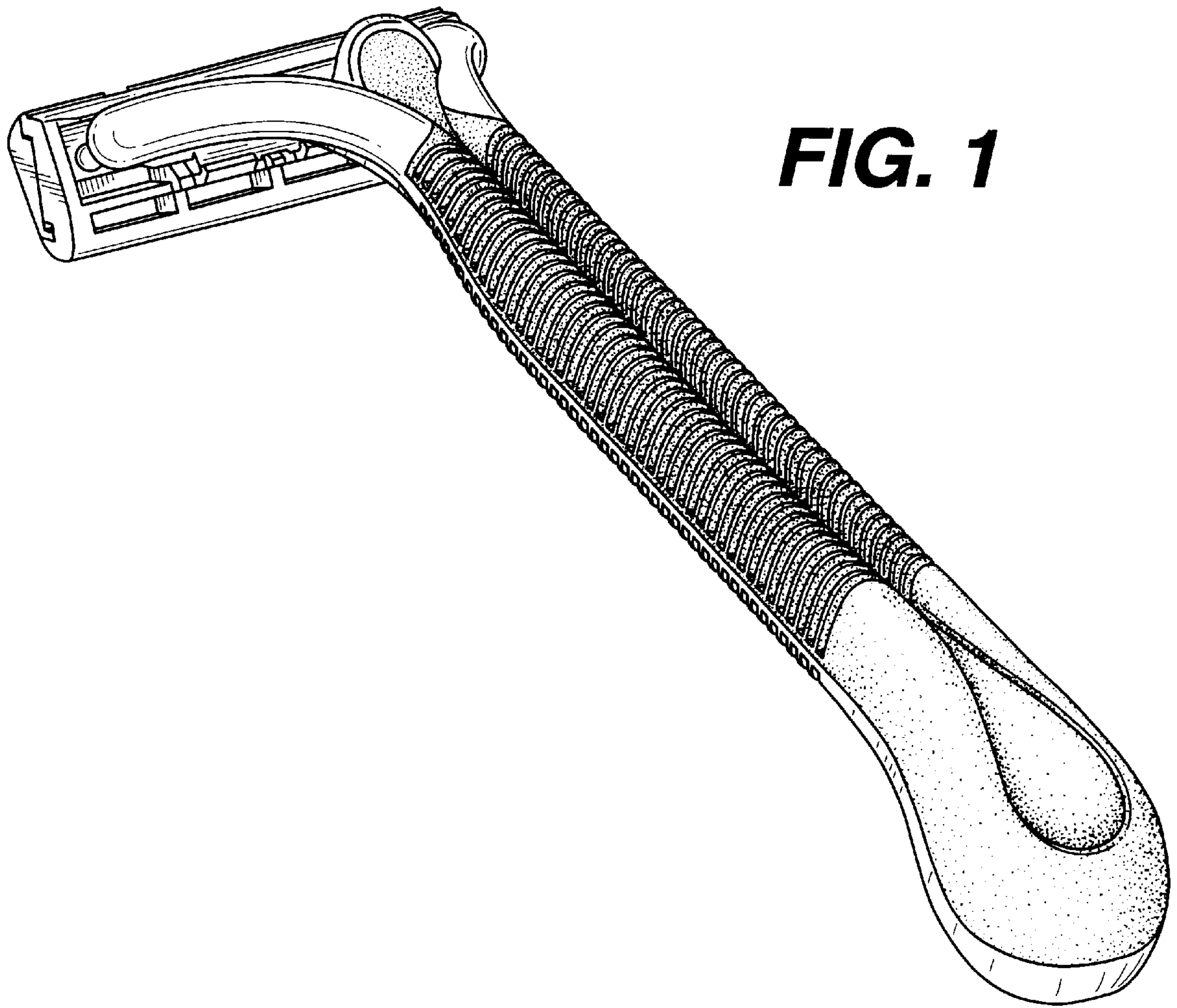


FIG. 1

FIG. 2




FIG. 3




FIG. 4

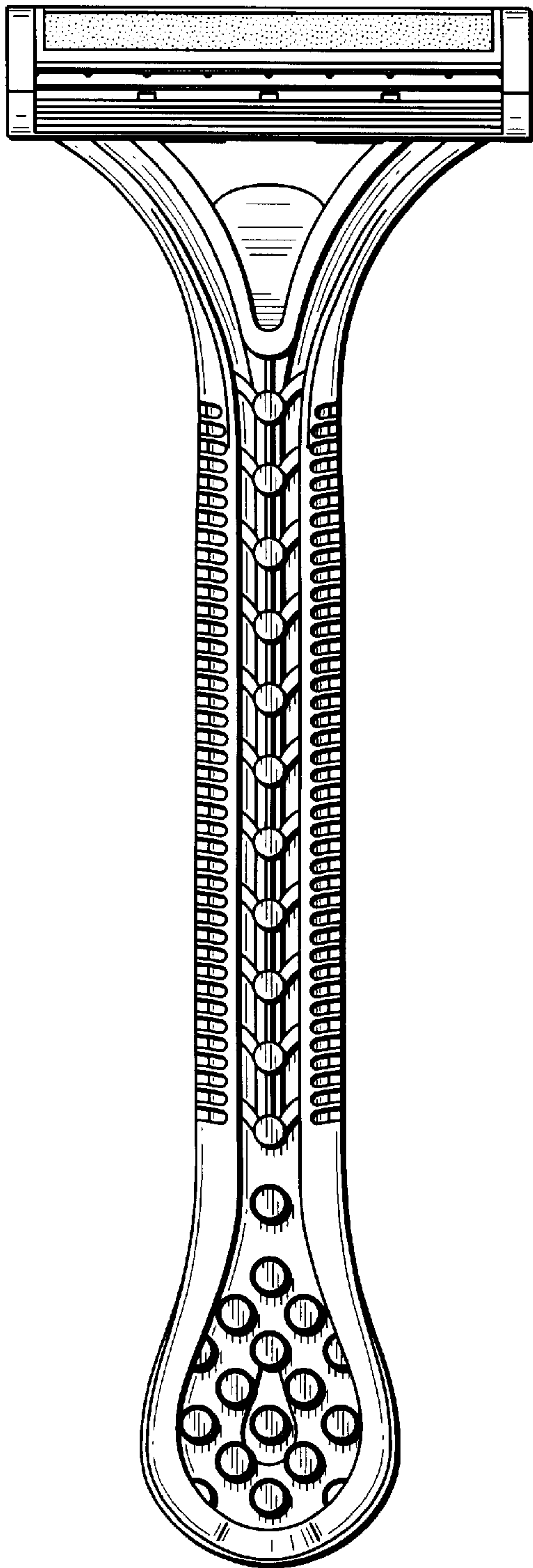


FIG. 5

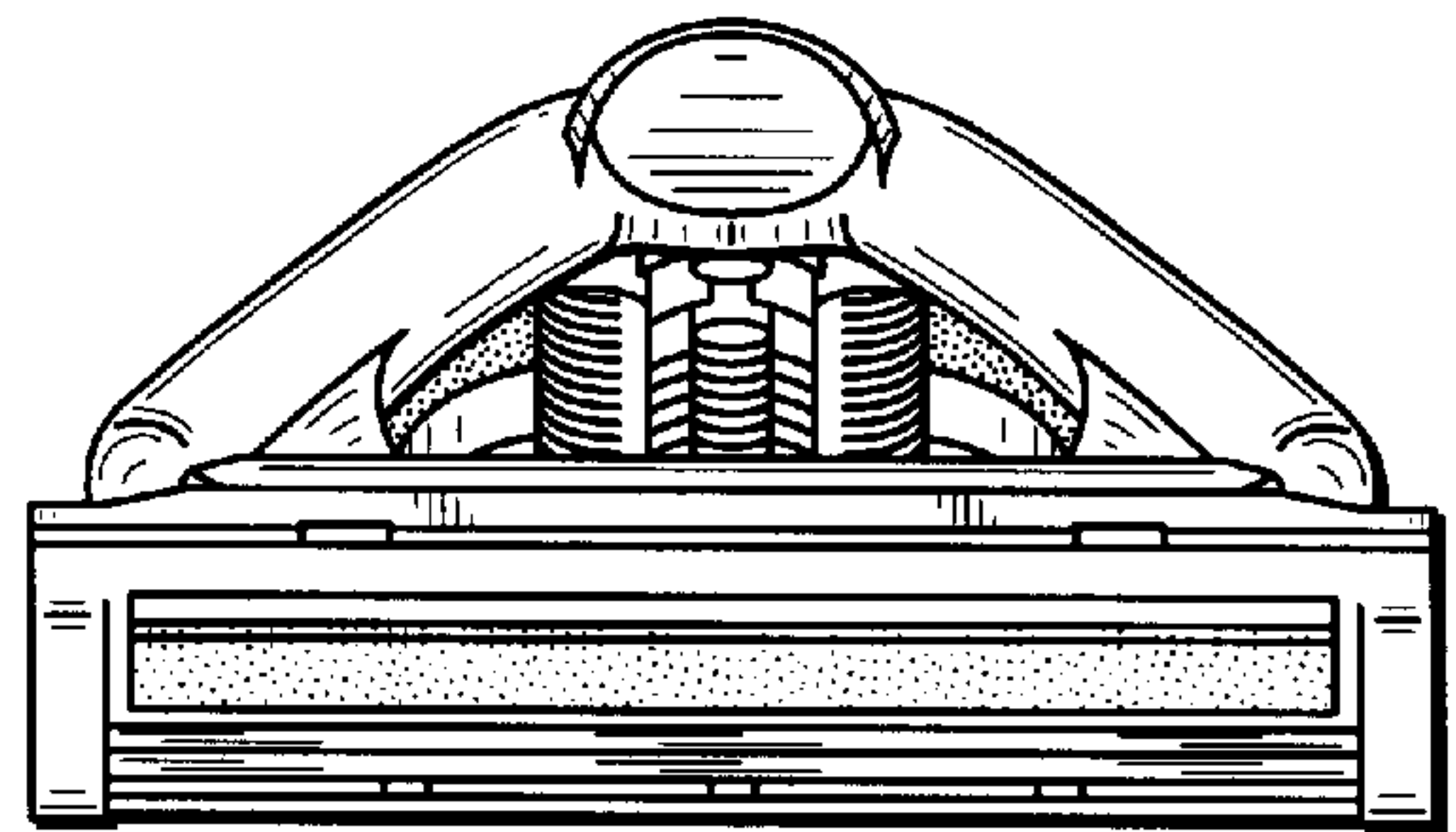


FIG. 6

