



US00D446866B1

(12) **United States Design Patent**
Saalburg

(10) **Patent No.:** **US D446,866 S**

(45) **Date of Patent:** **** Aug. 21, 2001**

(54) **GLASS EDGING**

(75) Inventor: **Guillaume Saalburg**, Paris (FR)

(73) Assignee: **Saint-Gobain Vitrage, Societe Anonyme**, Courbevoie (FR)

(**) Term: **14 Years**

(21) Appl. No.: **29/113,886**

(22) Filed: **Nov. 16, 1999**

(30) **Foreign Application Priority Data**

Sep. 30, 1999 (FR) 99 6012

(51) **LOC (7) Cl.** **25-01**

(52) **U.S. Cl.** **D25/103**

(58) **Field of Search** 428/34, 38, 46,
428/57, 60, 121, 192; D25/103, 104, 106,
109-111, 113; 52/306, 308

(56) **References Cited**

U.S. PATENT DOCUMENTS

D. 42,422	*	4/1912	Mygatt	D25/103
D. 97,318	*	10/1935	Galliano	D25/103
2,068,798	*	1/1937	Gray	D25/103
2,105,265	*	1/1938	Reilly	D25/106
5,001,876	*	3/1991	Harper et al.	52/208
6,045,891	*	4/2000	Garza	428/192

OTHER PUBLICATIONS

U.S. application No. 29/113,887, Filed Nov. 16, 1999, Pending.

U.S. application No. 29/113,888, Filed Nov. 16, 1999, Pending.

U.S. application No. 29/113,889, Filed Nov. 16, 1999, Pending.

U.S. application No. 29/117,751, Filed Feb. 1, 2000, Pending.

* cited by examiner

Primary Examiner—Doris Clark

(74) *Attorney, Agent, or Firm*—Oblon, Spivak, McClelland, Maier & Neustadt, P.C.

(57) **CLAIM**

The ornamental design for glass edging, as shown and described.


DESCRIPTION

FIG. 1 is a top and right front perspective view of glass edging showing my design;

FIG. 2 is a front, bottom and centered perspective view thereof; and,

FIG. 3 is a left side elevational view thereof, the right side elevational view being a mirror image of the side view shown.

1 Claim, 2 Drawing Sheets






FIG. 1




FIG. 2



FIG. 3