



US00D446851B1

(12) **United States Design Patent**  
**Lee**

(10) **Patent No.:** **US D446,851 S**

(45) **Date of Patent:** **\*\* Aug. 21, 2001**

(54) **COMBINED CEILING FAN CANOPY,  
SUPPORT ROD MOTOR HOUSING AND  
LIGHT FIXTURE BRACKET UNIT**

*Primary Examiner*—Lisa Lichtenstein  
(74) *Attorney, Agent, or Firm*—Rosenberg, Klein & Lee

(76) **Inventor:** **Ching-Tan Lee**, No. 52, Lane 480, Sec 2, Fenghsi Rd., Fengyuan, Taichung Hsien (TW)

(57) **CLAIM**

The ornamental design for a combined ceiling fan canopy, support rod motor housing and light fixture bracket unit, as shown and described.

(\*\*) **Term:** **14 Years**

**DESCRIPTION**

(21) **Appl. No.:** **29/134,731**

FIG. 1 is a front-bottom perspective view of a combined ceiling fan canopy, support rod motor housing and light fixture bracket unit, showing my new design;

(22) **Filed:** **Dec. 29, 2000**

FIG. 2 is an enlarged front elevational view thereof;

(51) **LOC (7) Cl.** ..... **23-04**

FIG. 3 is an enlarged rear elevational view thereof;

(52) **U.S. Cl.** ..... **D23/411; D23/379; D23/385; D23/377; D26/59**

FIG. 4 is an enlarged left elevational view thereof;

(58) **Field of Search** ..... **D23/377, 379, D23/385, 411; 416/5; D26/59**

FIG. 5 is an enlarged right elevational view thereof;

FIG. 6 is an enlarged top plan view thereof;

(56) **References Cited**

**U.S. PATENT DOCUMENTS**


- D. 412,571 \* 8/1999 Lee ..... D23/377
- D. 414,258 \* 9/1999 Yao ..... D23/411

FIG. 7 is an enlarged bottom plan view thereof; and, FIG. 8 is a perspective view thereof.

The broken line showing of environmental structure in FIG. 8 is for illustrative purposes only and forms no part of the claimed design.

\* cited by examiner

**1 Claim, 8 Drawing Sheets**



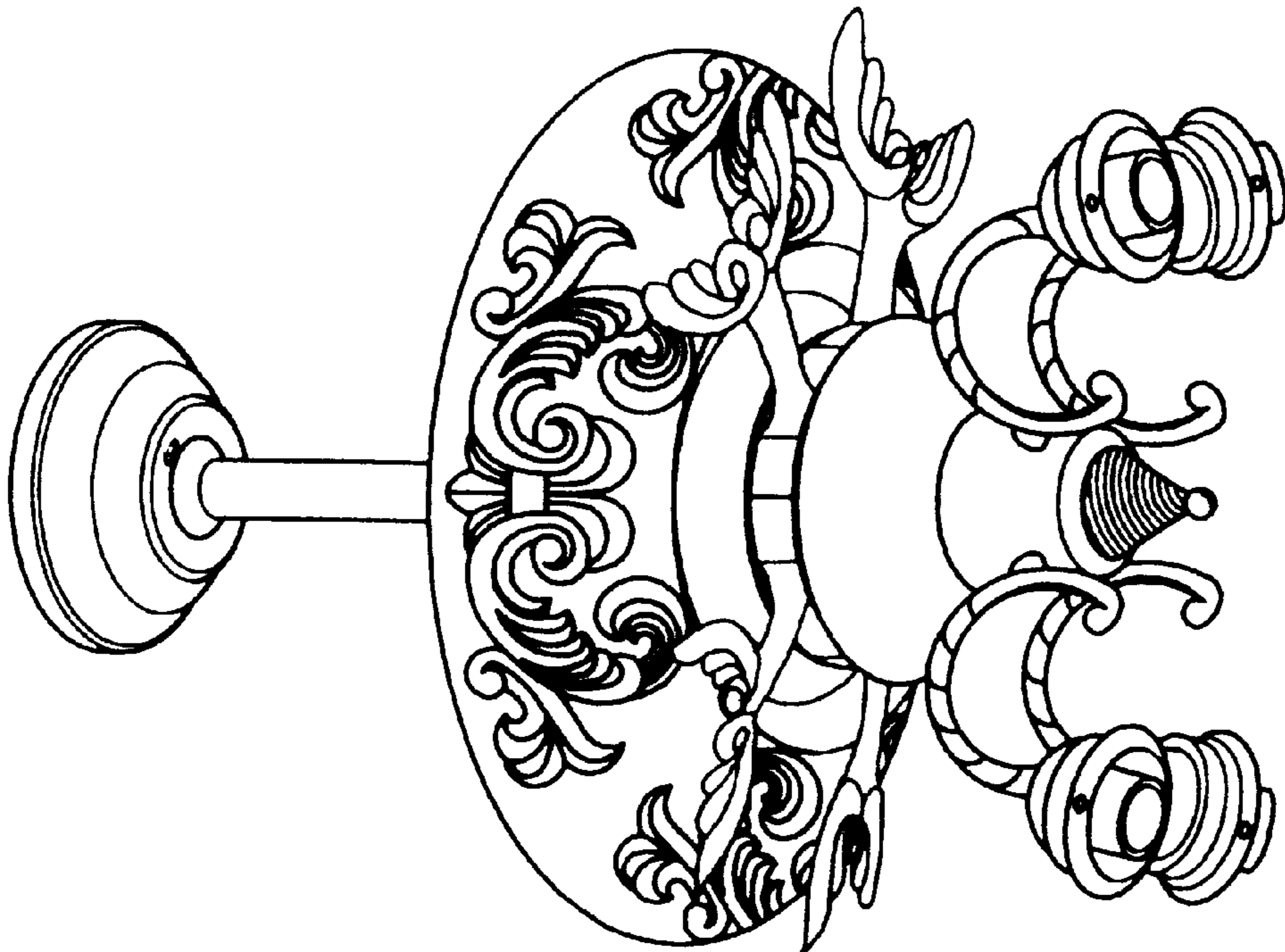


FIG. 1




FIG. 2




FIG. 3




FIG. 4




FIG. 5

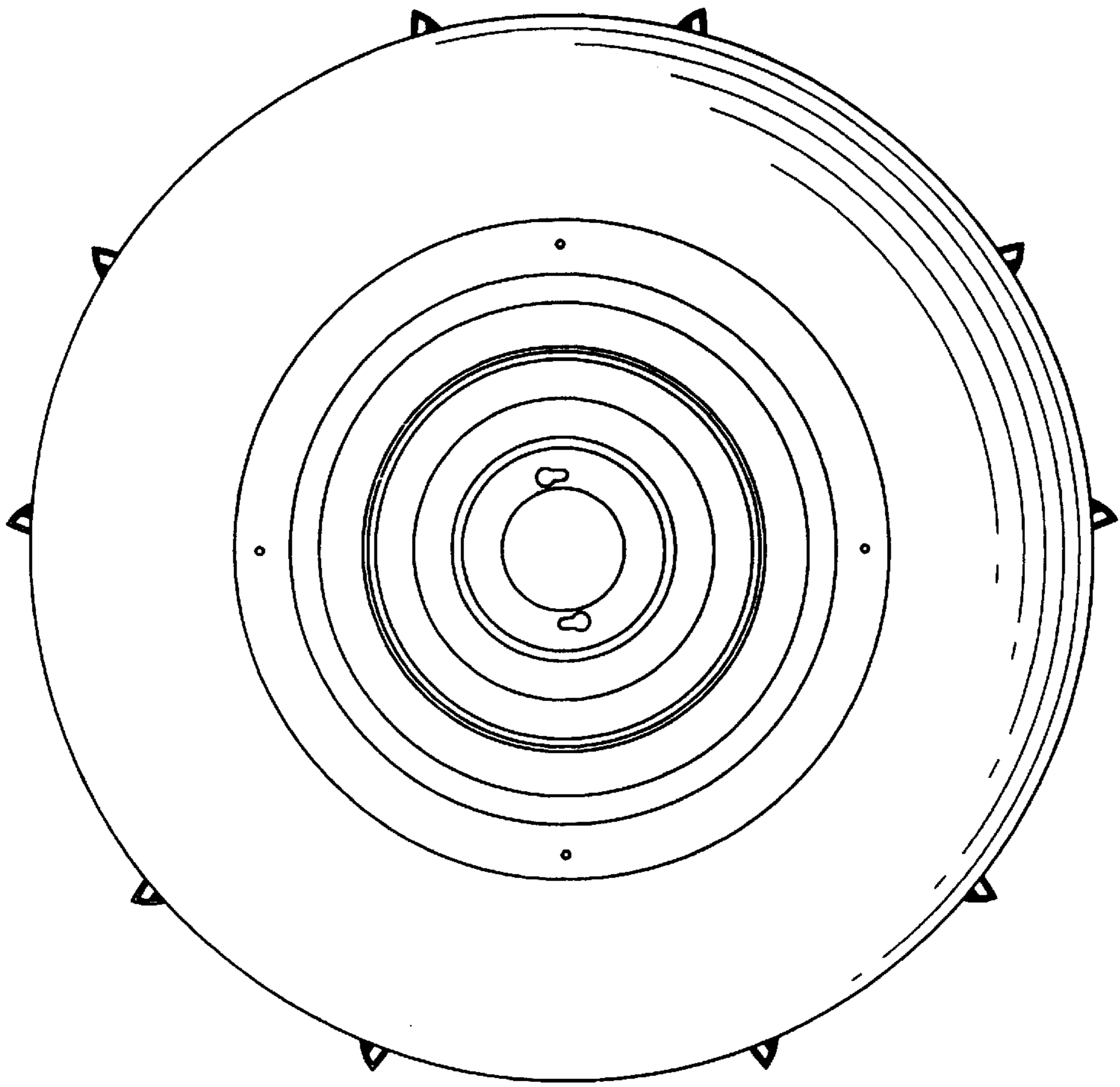


FIG.6




FIG. 7



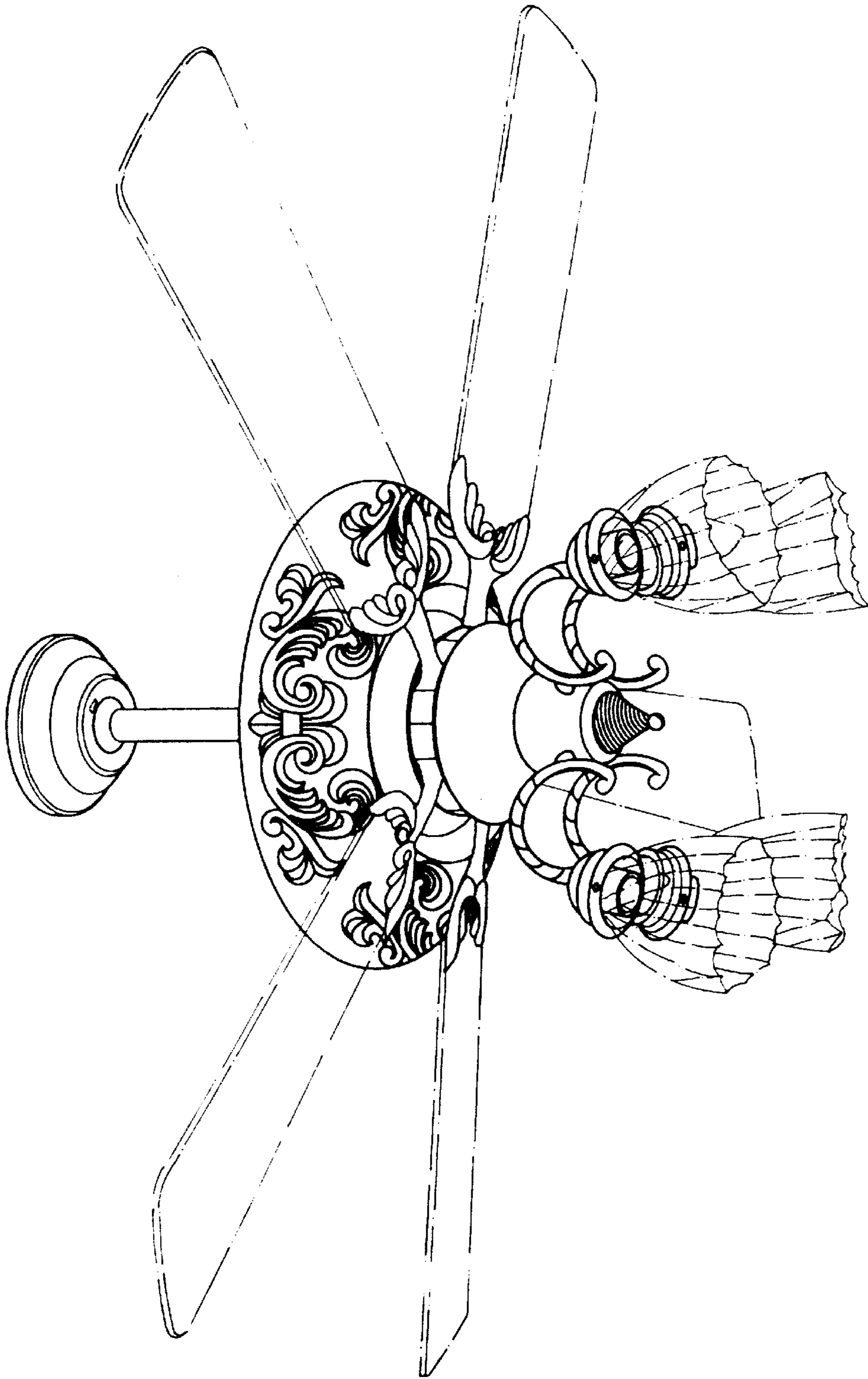


FIG. 8