



US00D446838B1

(12) **United States Design Patent**
Carey

(10) **Patent No.:** **US D446,838 S**

(45) **Date of Patent:** **** Aug. 21, 2001**

(54) **STAKE**

(76) **Inventor:** **Roy Eugene Carey**, 6936 Saranac St.,
San Diego, CA (US) 92115

(**) **Term:** **14 Years**

(21) **Appl. No.:** **29/123,054**

(22) **Filed:** **May 9, 2000**

Related U.S. Application Data

(62) Division of application No. 07/819,388, filed on Jan. 10,
1992, now abandoned.

(51) **LOC (7) Cl.** **21-04**

(52) **U.S. Cl.** **D21/840**

(58) **Field of Search** D21/840; D8/1,
D8/387; 135/97, 99, 123-126, 128, 139,
143, 156, 118, 900-902; 411/378, 395,
401

(56) **References Cited**

U.S. PATENT DOCUMENTS

292,129	1/1884	Moore .	
D. 377,076	* 12/1996	Adams	D21/840
D. 379,416	* 5/1997	Adams	D21/840
1,555,322	9/1925	Kleinhesselink .	
3,241,202	3/1966	Knauft .	
3,456,660	7/1969	Borchardt .	
3,782,399	1/1974	Milner .	
3,903,626	9/1975	Ford .	
4,756,128	7/1988	Danieli .	

5,176,354	*	1/1993	Feigenbaum	135/118
5,564,232	*	10/1996	Callaway	135/118
5,579,798	*	12/1996	Pruitt	135/118
5,740,827	*	4/1998	Swarrigim	135/118

FOREIGN PATENT DOCUMENTS

22461 10/1909 (GB) .

OTHER PUBLICATIONS

Coghlan's Camping Outdoor Acces. , P16, 1984.*
Campmor , p. 190, 1998.*

* cited by examiner

Primary Examiner—Raphael Barkai

(74) *Attorney, Agent, or Firm*—Edward W. Callan

(57) **CLAIM**

The ornamental design for a stake, as shown and described.

DESCRIPTION

It is intended that the stake of the present invention be inserted in the ground for such uses as retention of lines and tents and making boundaries.

FIG. 1 is a top perspective view of the stake.

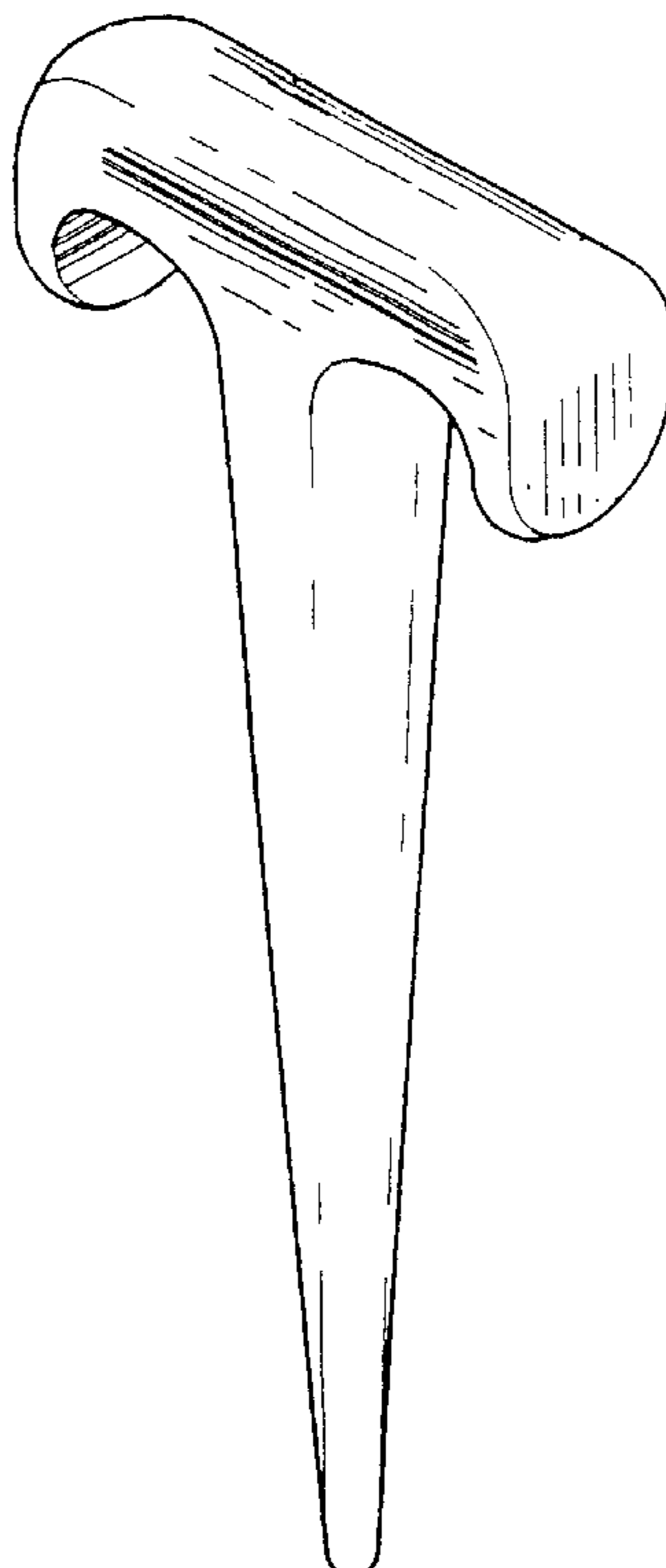
FIG. 2 is a top view of the stake shown in FIG. 1.

FIG. 3 is a front view of the stake shown in FIG. 1, the rear view being identical.

FIG. 4 is a left side view of the stake shown in FIG. 1, the right side view being identical; and,

FIG. 5 is a bottom view of the stake shown in FIG. 1.

1 Claim, 1 Drawing Sheet



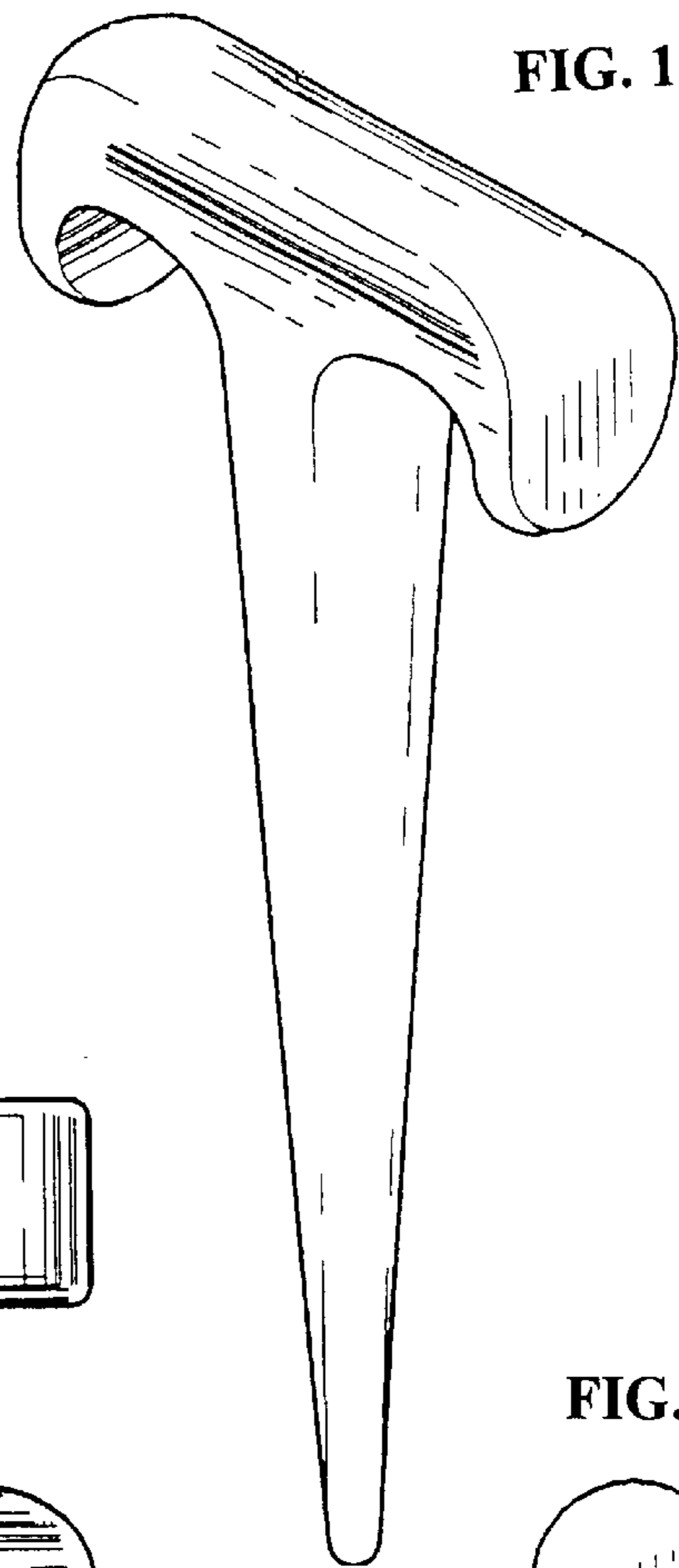


FIG. 1




FIG. 2

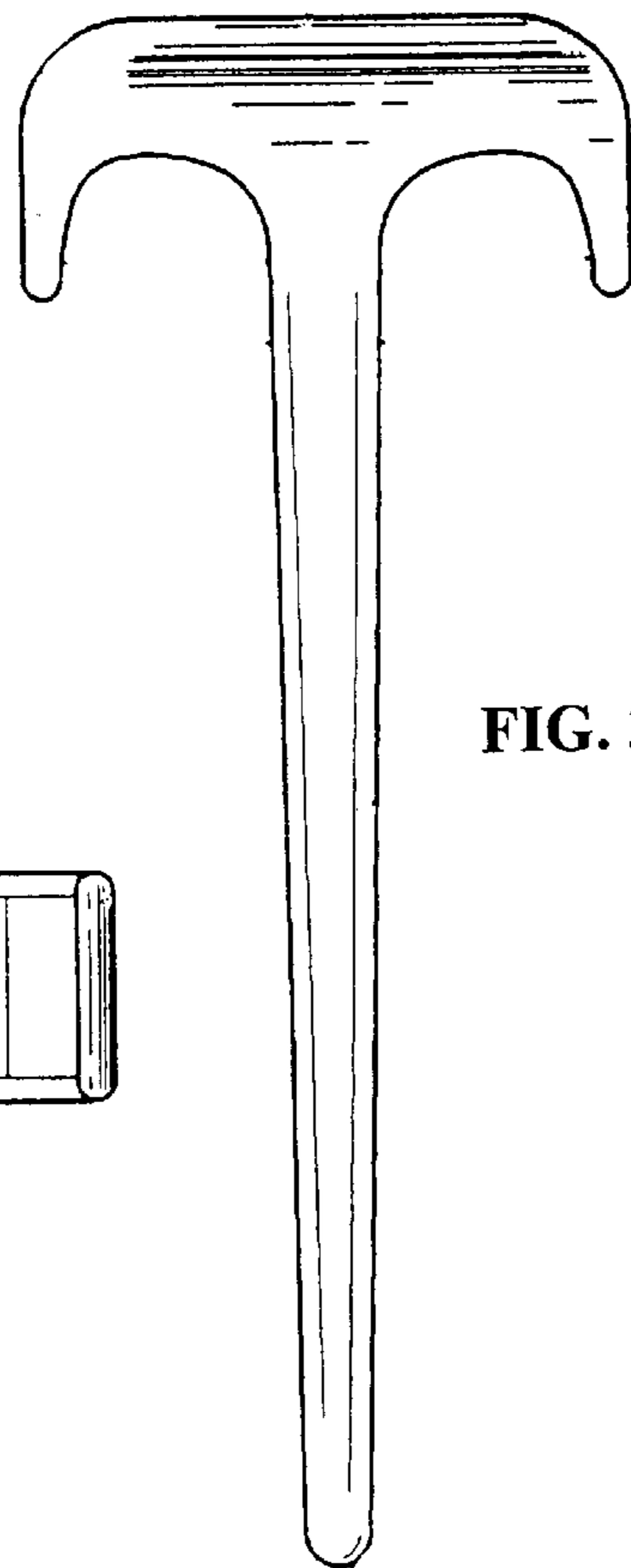


FIG. 3

FIG. 4

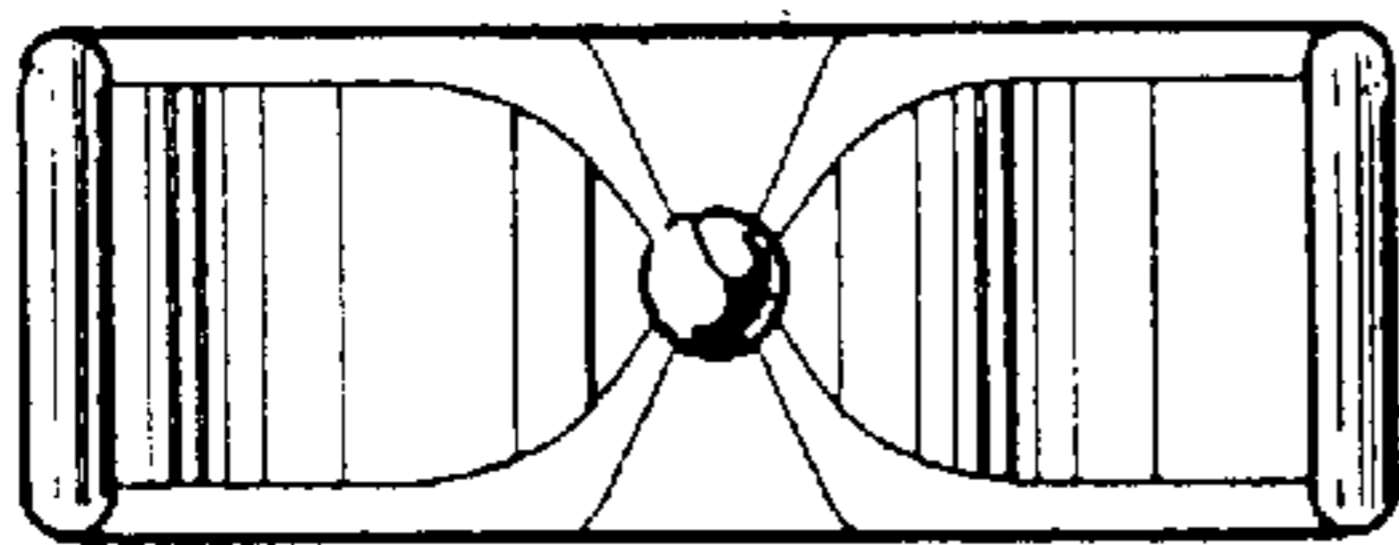
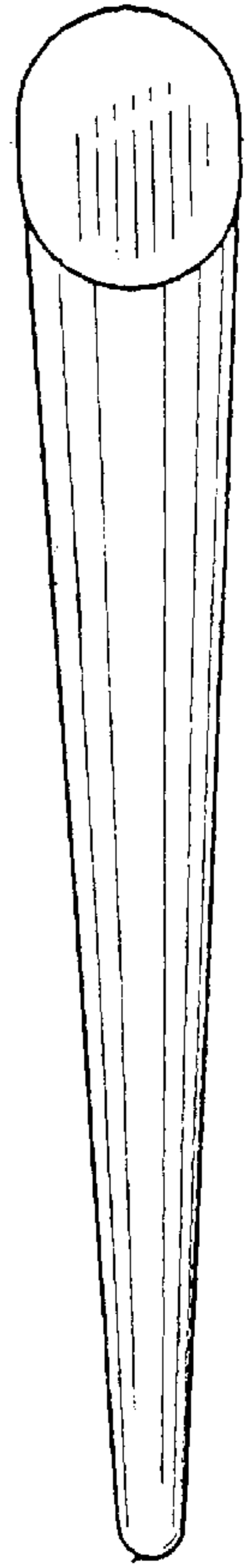


FIG. 5