



US00D446822B1

(12) **United States Design Patent**
Kenji

(10) **Patent No.:** **US D446,822 S**

(45) **Date of Patent:** **** Aug. 21, 2001**

(54) **PORTABLE GAME MACHINE**
(75) Inventor: **Shimoide Kenji**, Tokyo (JP)
(73) Assignee: **Konami Corporation**, Tokyo (JP)
(**) Term: **14 Years**

5,184,830 * 2/1993 Okada et al. 463/29
5,630,170 * 5/1997 Koizumi et al. 463/36
5,661,632 * 8/1997 Register 345/905
5,672,108 * 9/1997 Lam et al. 463/39
6,042,478 * 3/2000 Ng 273/148 B
6,120,379 * 9/2000 Tanaka et al. 273/148 B

* cited by examiner

(21) Appl. No.: **29/129,314**
(22) Filed: **Sep. 12, 2000**
(30) **Foreign Application Priority Data**
Mar. 15, 2000 (JP) 12-005826

Primary Examiner—Prabhakar Deshmukh
(74) *Attorney, Agent, or Firm*—Reed Smith LLP

(51) **LOC (7) Cl.** **21-01**
(52) **U.S. Cl.** **D21/329**
(58) **Field of Search** D21/324, 328,
D21/329, 330, 333; D14/400, 401, 496;
463/1, 29–35, 46, 47; 273/148 B

(57) **CLAIM**

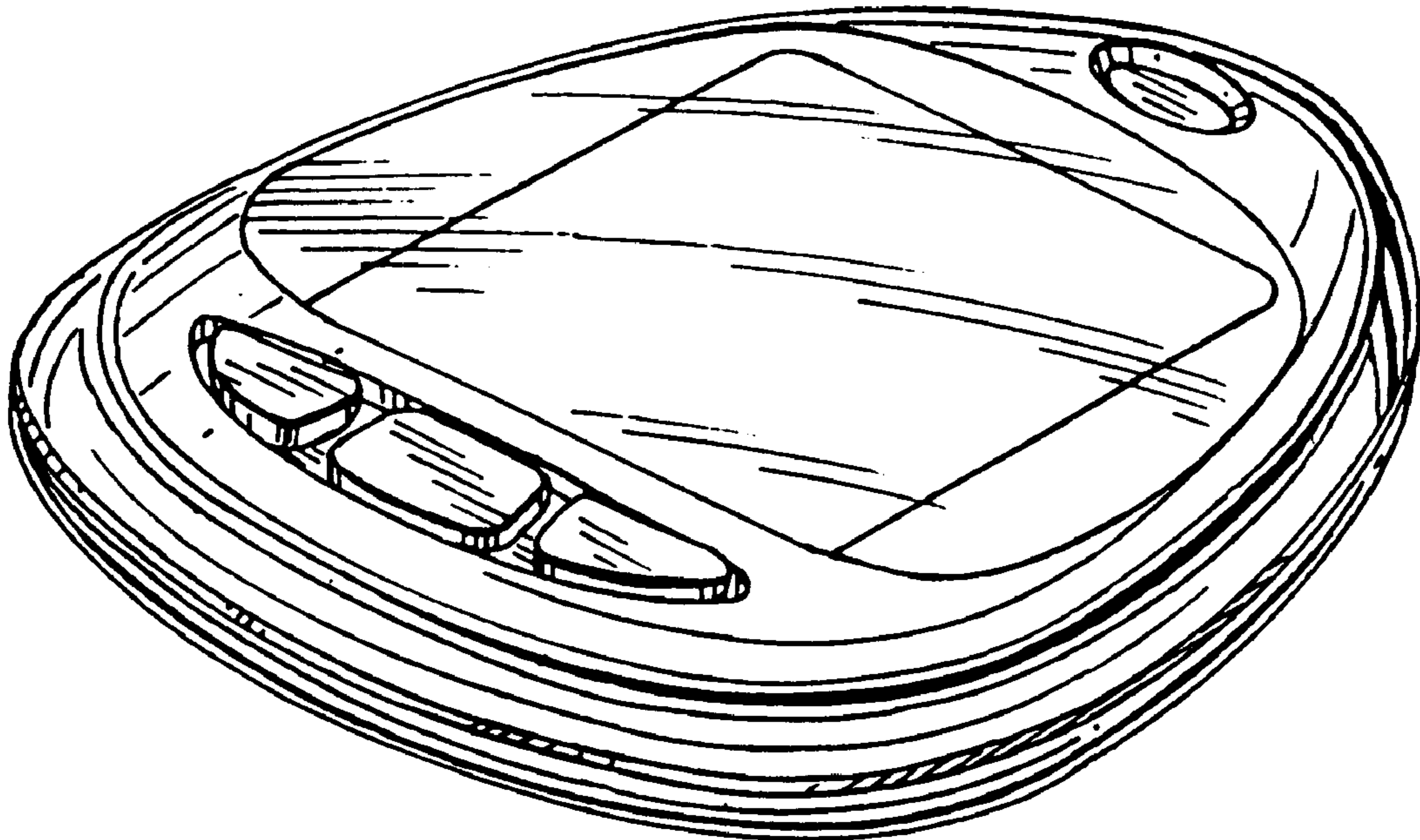
The ornamental design for a portable game machine, as shown and described.

(56) **References Cited**
U.S. PATENT DOCUMENTS
D. 406,613 * 3/1999 Nakanishi D21/329
D. 416,587 * 11/1999 Hornsby et al. D21/329
D. 428,447 * 7/2000 Tang D21/329
4,438,926 * 3/1984 Yokoi et al. 463/29

DESCRIPTION

FIG. 1 is a top perspective view of the portable game machine.
FIG. 2 is a top view of the FIG. 1 device.
FIG. 3 is a right side view of the FIG. 1 device.
FIG. 4 is a left side view of the FIG. 1 device.
FIG. 5 is a front view of the FIG. 1 device.
FIG. 6 is a back view of the FIG. 1 device; and,
FIG. 7 is a bottom view of the FIG. 1 device.

1 Claim, 2 Drawing Sheets



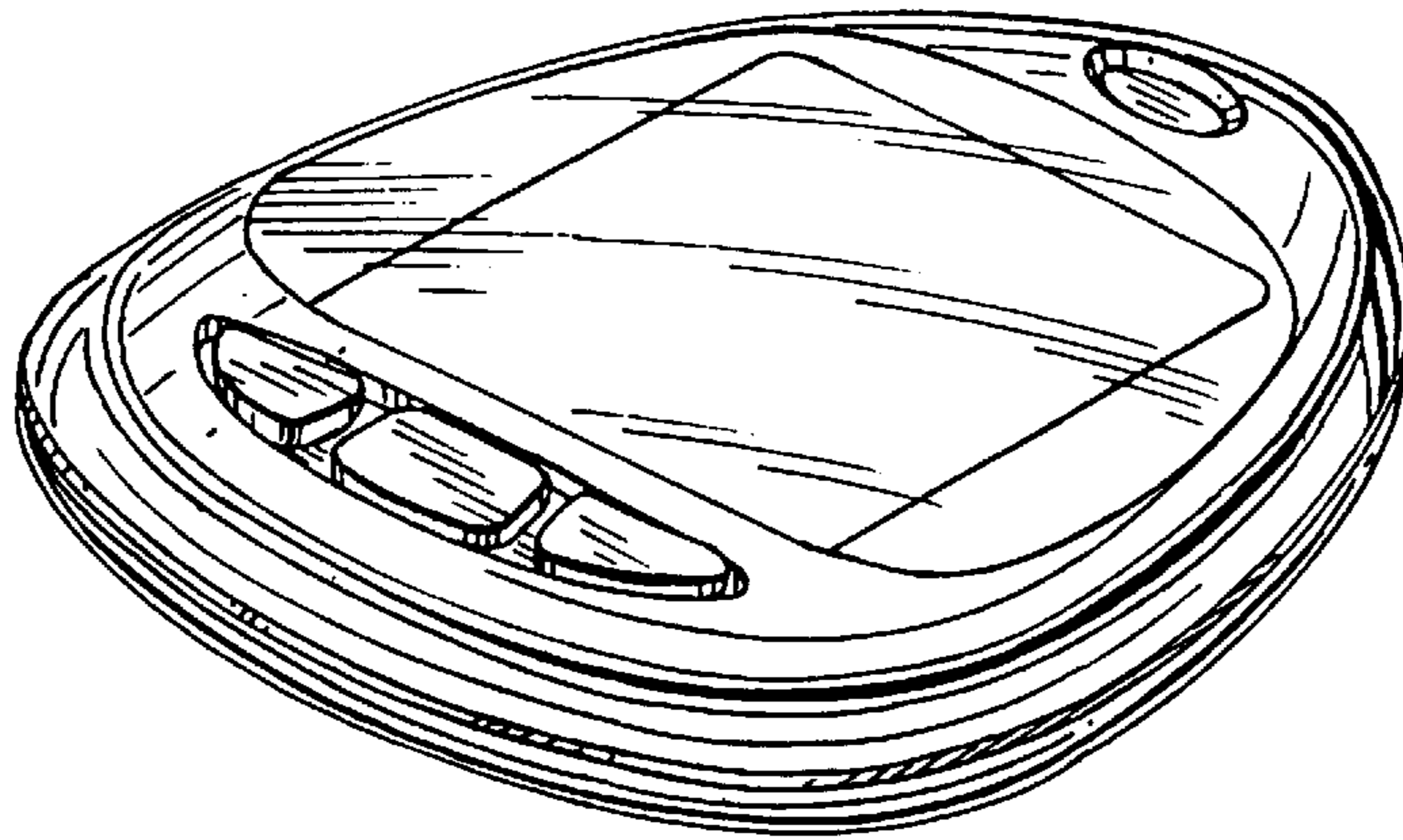


FIG. 1



FIG. 4

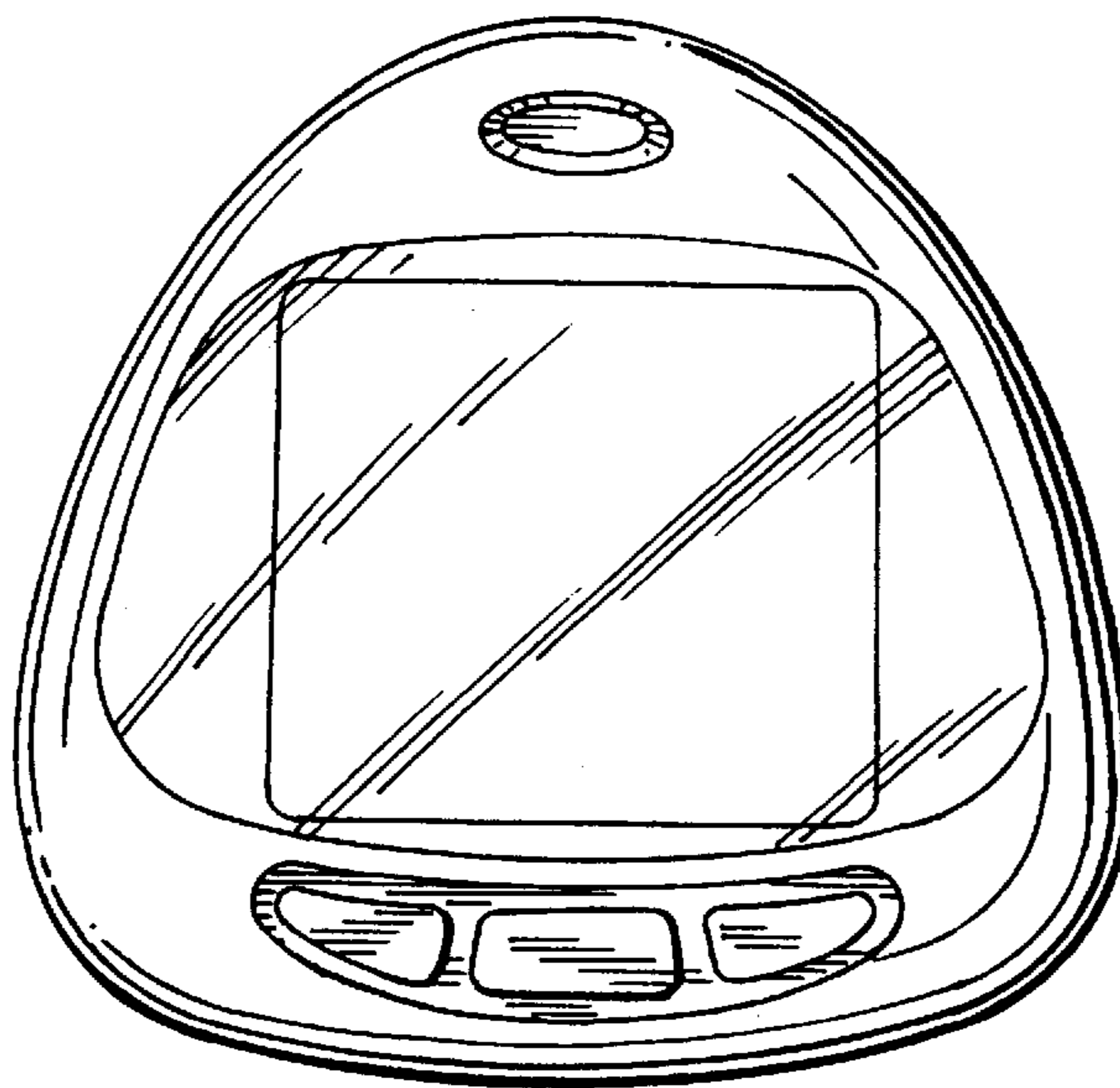


FIG. 2




FIG. 3




FIG. 5




FIG. 6

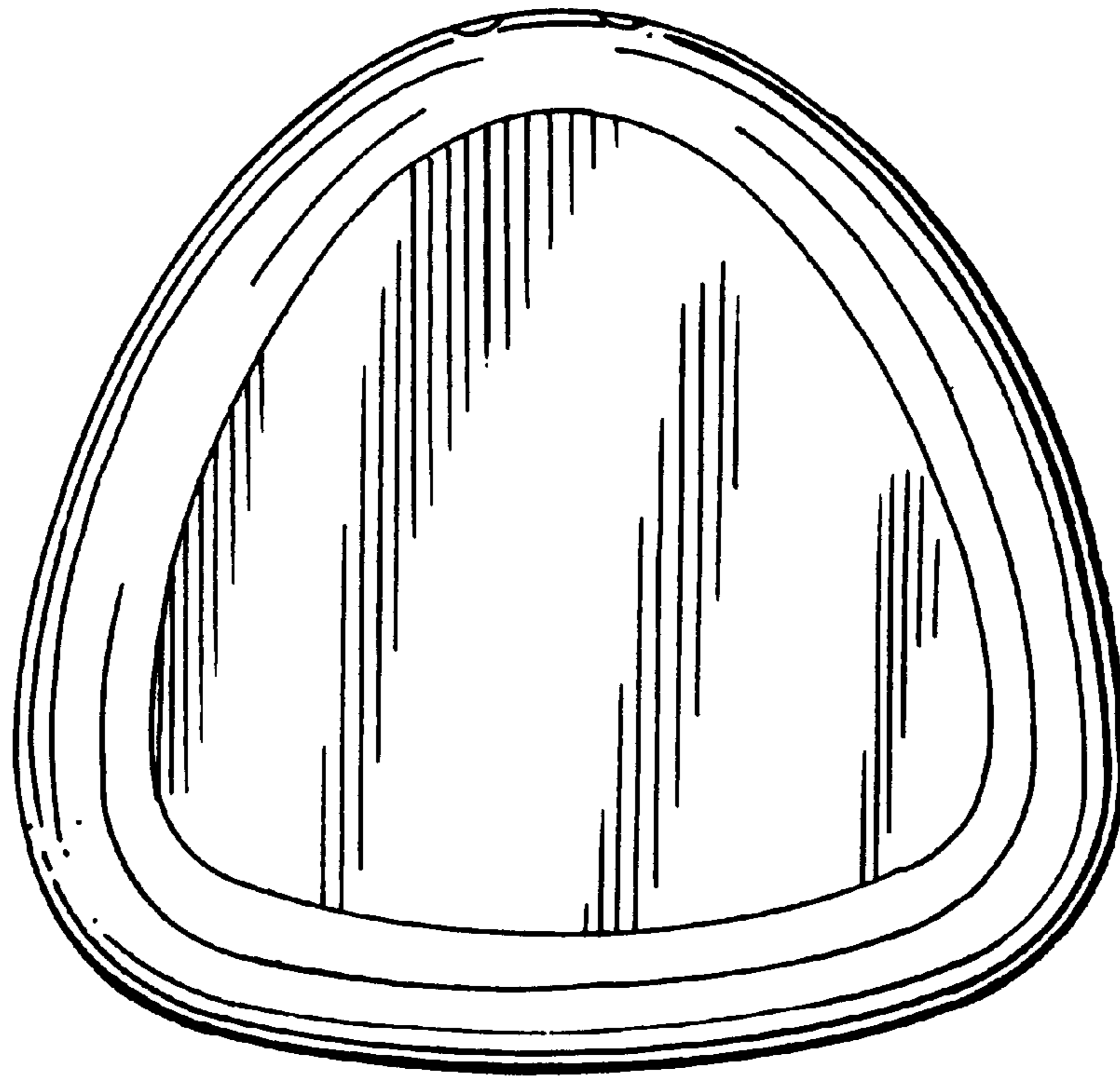


FIG. 7