



US00D446815B1

(12) **United States Design Patent**
Liu

(10) **Patent No.:** **US D446,815 S**

(45) **Date of Patent:** **** Aug. 21, 2001**

(54) **GRIP PORTION FOR A WRITING INSTRUMENT**

(76) **Inventor:** **Bao-Shen Liu**, Floor 2, No.65-1, Lane 3, Sec.2, Dahguan Rd., Panchiao City, Taipei Hsien (TW)

(**) **Term:** **14 Years**

(21) **Appl. No.:** **29/120,616**

(22) **Filed:** **Mar. 24, 2000**

(51) **LOC (7) Cl.** **19-06**

(52) **U.S. Cl.** **D19/55**

(58) **Field of Search** D19/35, 36, 41-51, D19/53-58, 81-85; 401/6, 7, 88; 15/435, 443, 444

(56) **References Cited**

U.S. PATENT DOCUMENTS

D. 35,577	*	1/1902	Jacobson	D19/51
D. 168,227	*	11/1952	Kather	D19/51
D. 200,513	*	3/1965	Fehling et al.	D19/51
D. 228,418	*	9/1973	Locke	D19/51
D. 311,211	*	10/1990	Oot	D19/43

D. 345,579	*	3/1994	Yanez, Jr.	D19/51
794,329	*	7/1905	Whitehouse	401/6
843,767	*	2/1907	Plach	D19/51 X
4,149,811	*	4/1979	Coffman	401/6
5,180,239	*	1/1993	Bistrack	401/6

* cited by examiner

Primary Examiner—Martie K. Holtje

(74) *Attorney, Agent, or Firm*—Raymond Y. Chan; David and Raymond Patent Group

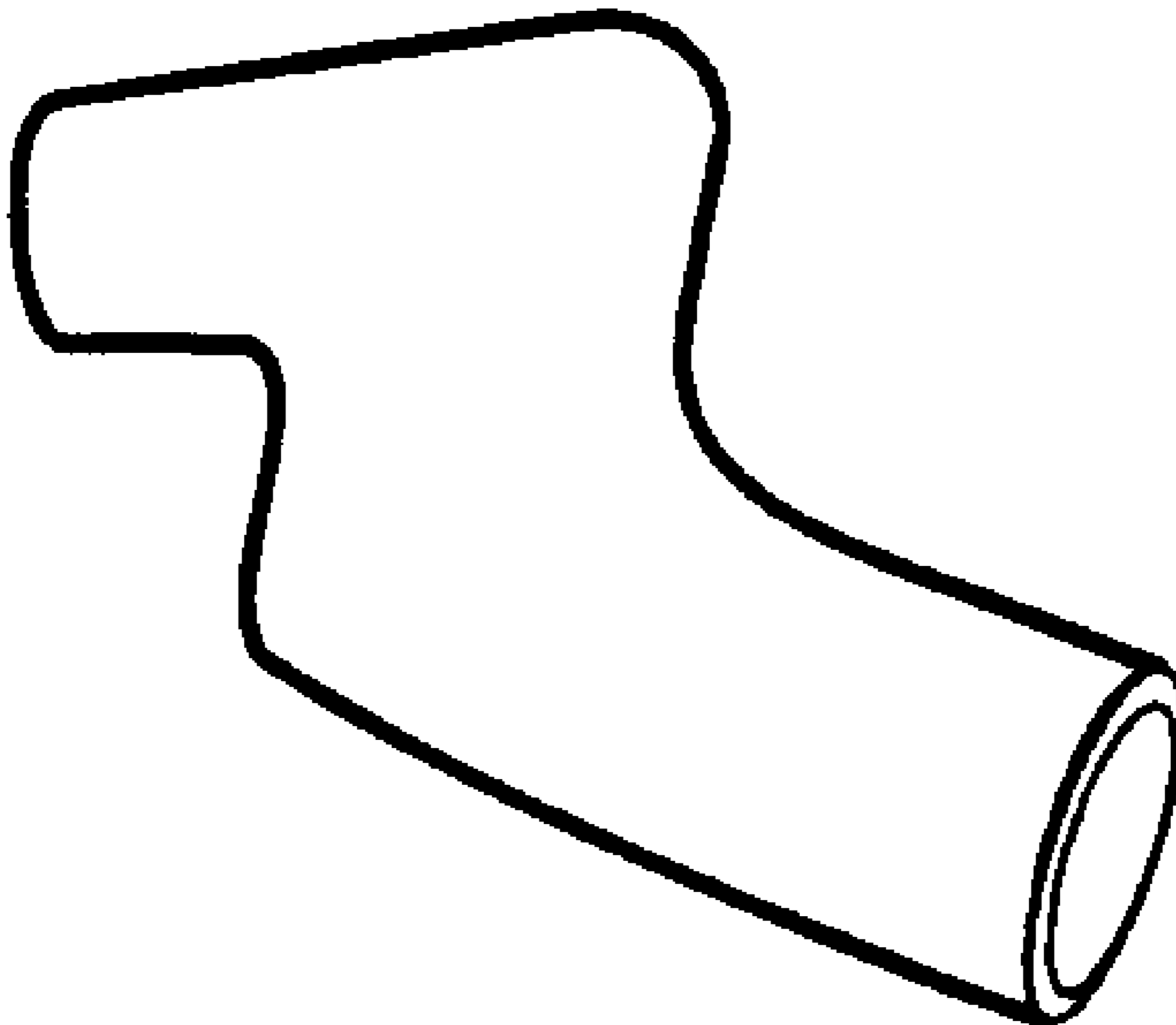
(57) **CLAIM**

The ornamental design for a grip portion for a writing instrument, as shown and described.

DESCRIPTION

FIG. 1 is a front elevational view of a grip portion for a writing instrument showing my new design;
FIG. 2 is a rear elevational view;
FIG. 3 is a right side elevational view;
FIG. 4 is a left side elevational view;
FIG. 5 is a top plan view;
FIG. 6 is a bottom plan view; and,
FIG. 7 is a right front perspective view.

1 Claim, 3 Drawing Sheets



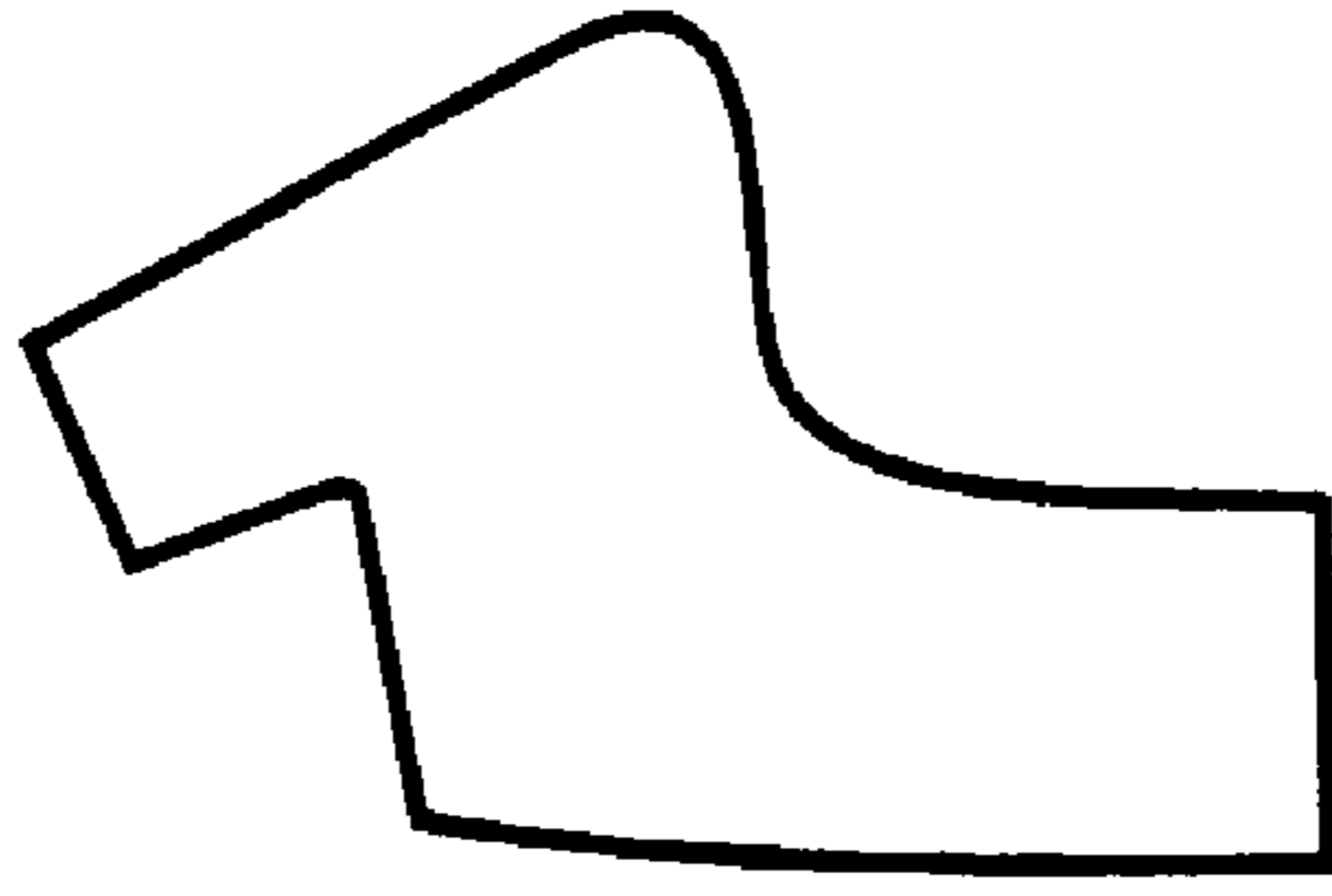


FIG. 1




FIG. 2



FIG. 3




FIG. 4

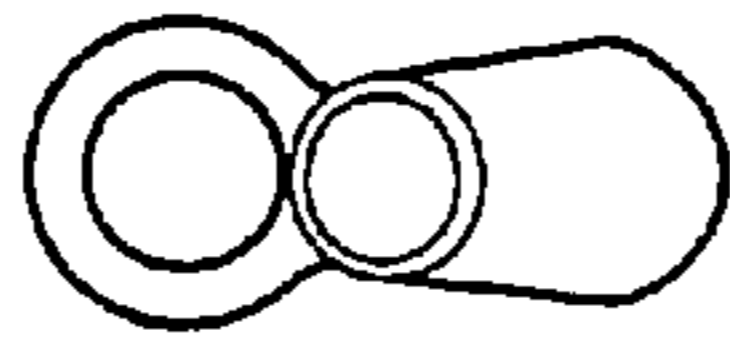


FIG. 5



FIG. 6

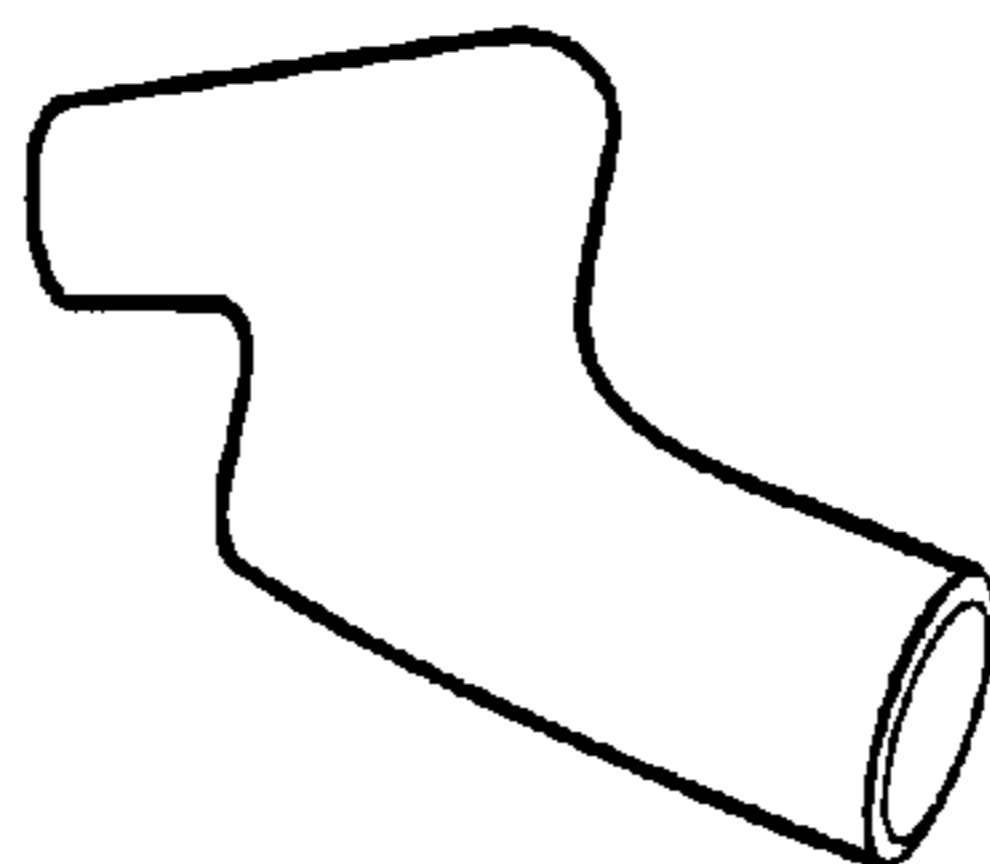


FIG. 7