



US00D446789B1

(12) **United States Design Patent**
Watanabe et al.

(10) **Patent No.:** **US D446,789 S**

(45) **Date of Patent:** **** Aug. 21, 2001**

(54) **CABLE PATTERNED SUSPENSION**

(75) Inventors: **Toru Watanabe; Takeshi Ohwe**, both of Kawasaki (JP)

(73) Assignee: **Fujitsu Limited**, Kawasaki (JP)

(**) Term: **14 Years**

(21) Appl. No.: **29/108,812**

(22) Filed: **Aug. 4, 1999**

(30) **Foreign Application Priority Data**

Feb. 4, 1999 (JP) 11-2578

(51) **LOC (7) Cl.** **14-02**

(52) **U.S. Cl.** **D14/442**

(58) **Field of Search** D14/432, 439,
D14/442; 360/245.9

(56) **References Cited**

U.S. PATENT DOCUMENTS

5,612,840	3/1997	Hiraoka et al.	360/104
5,694,270	12/1997	Sone et al.	360/104
5,696,651	12/1997	Endo et al.	360/104
5,699,212	* 12/1997	Erpelding et al.	360/245.8
5,708,541	* 1/1998	Erpelding	360/245.9 X

5,864,446	1/1999	Endo et al.	360/104
5,901,014	5/1999	Hiraoka et al.	360/104
5,982,584	* 11/1999	Bennin et al.	360/245.9
5,986,853	* 11/1999	Simmons et al.	360/245.9
5,995,328	* 11/1999	Balakrishnan	360/245.9
5,995,329	* 11/1999	Shiraishi et al.	360/245.9
6,014,290	* 1/2000	Jones	360/245.9
6,046,887	* 4/2000	Uozumi et al.	260/245.9
6,125,015	* 9/2000	Carlson et al.	360/245.9

* cited by examiner

Primary Examiner—Joel Sincavage

(74) *Attorney, Agent, or Firm*—Greer, Burns & Crain, Ltd.

(57) **CLAIM**

The ornamental design for a cable patterned suspension, as shown and described.

DESCRIPTION

FIG. 1 is a top view of a cable patterned suspension made in accordance with this invention;
FIG. 2 is a bottom view thereof;
FIG. 3 is a front view thereof;
FIG. 4 is a rear view thereof;
FIG. 5 is a right side view thereof; and,
FIG. 6 is a left side view thereof.

1 Claim, 2 Drawing Sheets

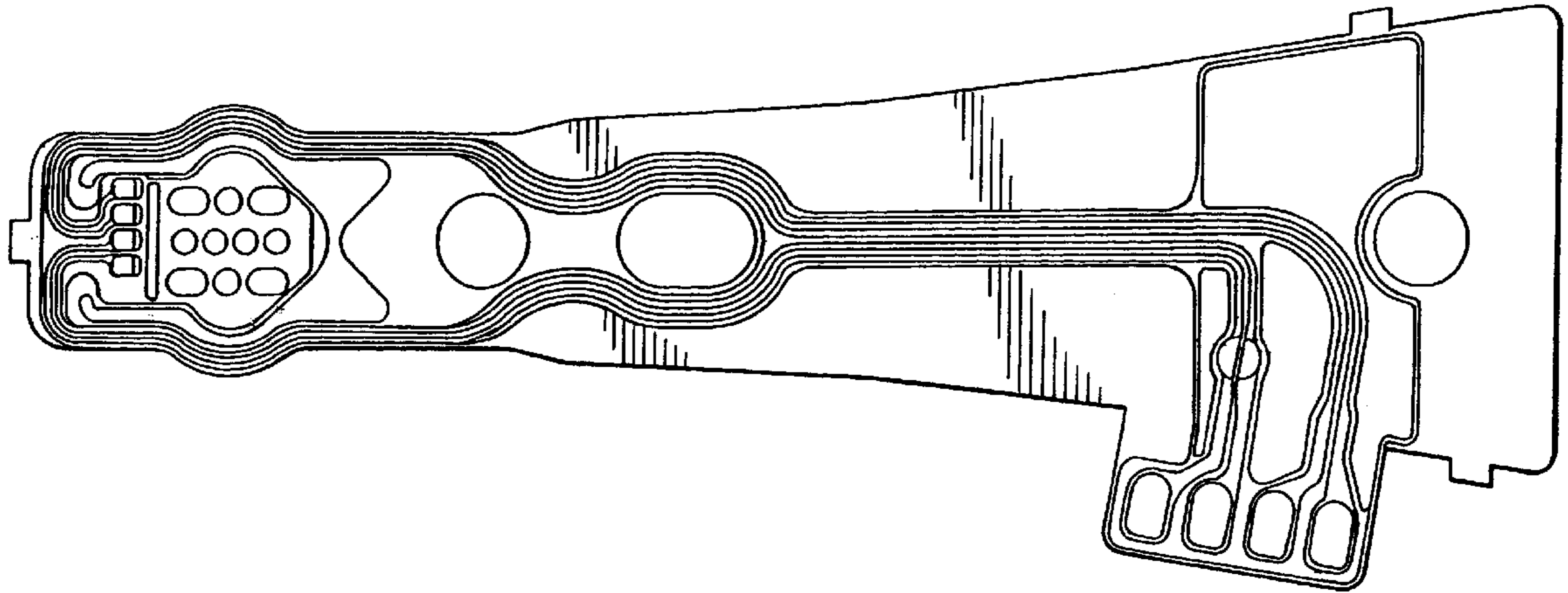


FIG. 1

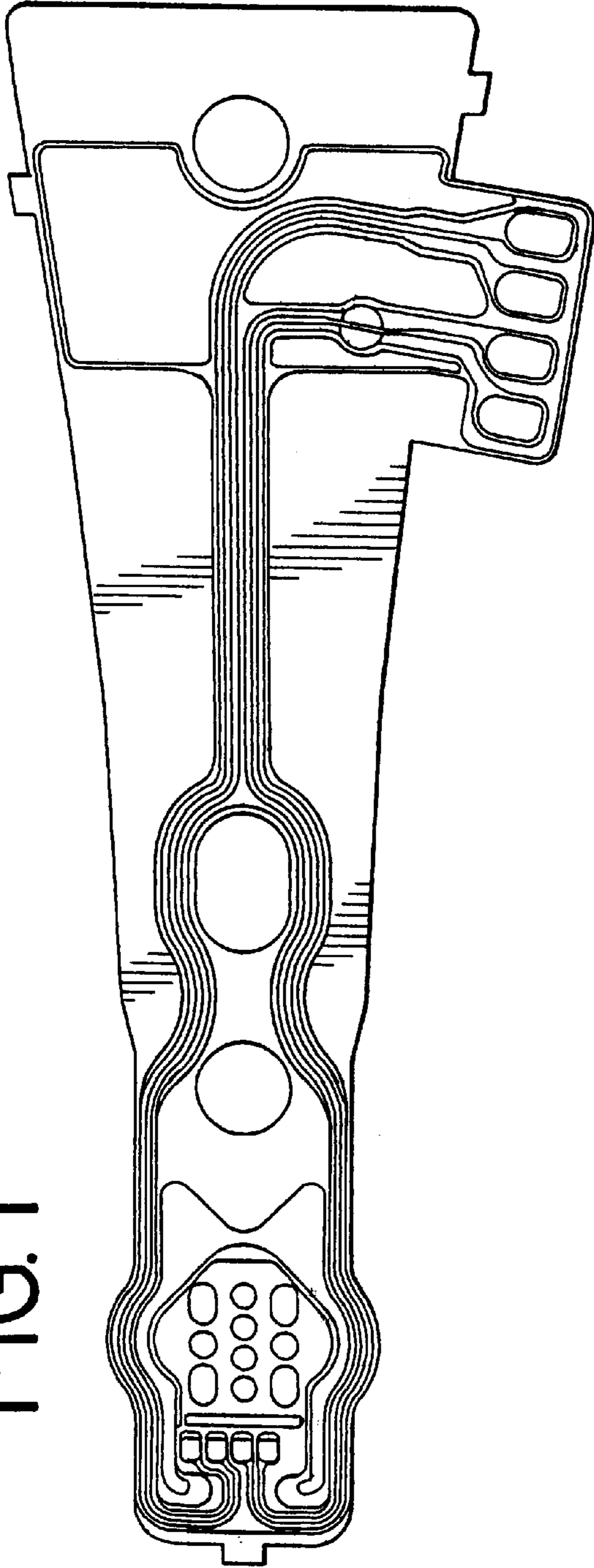


FIG. 2

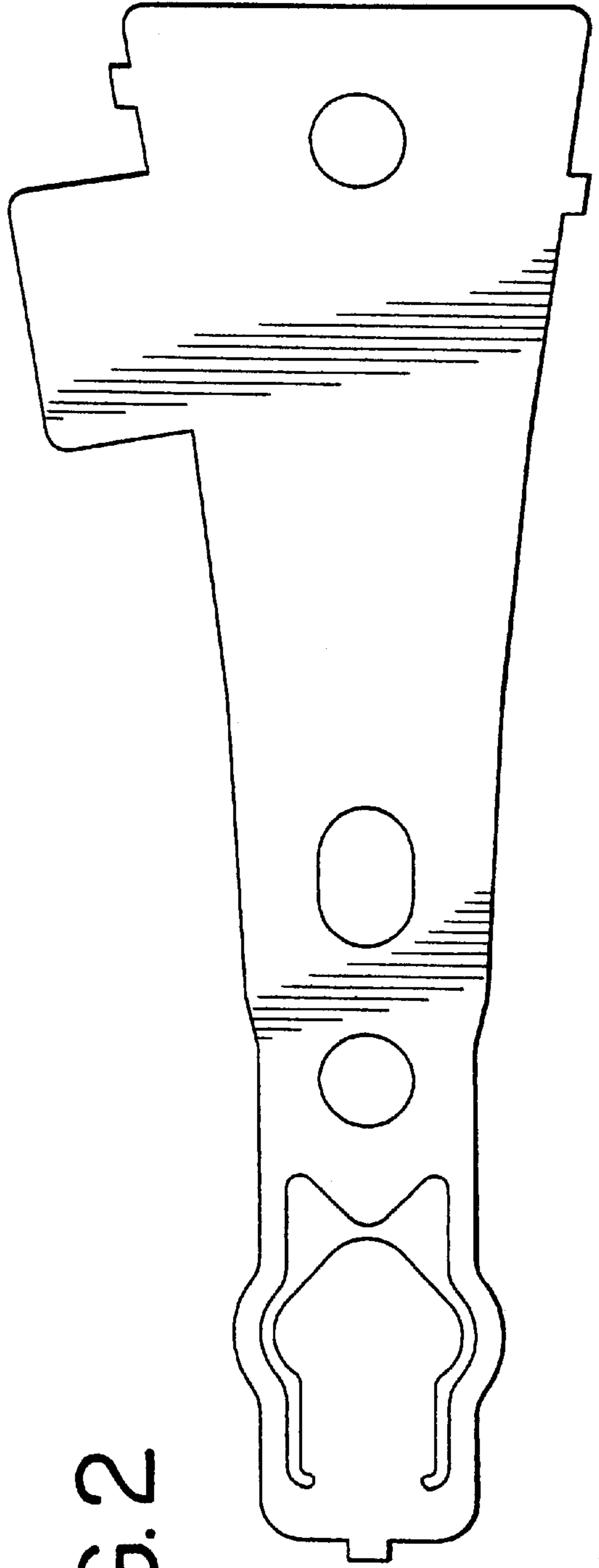


FIG. 3



FIG. 4



FIG. 5



FIG. 6

