



US00D446749B1

(12) **United States Design Patent**  
**Graves**

(10) **Patent No.:** **US D446,749 S**

(45) **Date of Patent:** **\*\* Aug. 21, 2001**

(54) **FLOWER HOLDER**

(76) **Inventor:** **Albert Graves**, 1513 Pembroke Drive,  
Oakville, Ontario (CA), L6H 1V6

(\*\*) **Term:** **14 Years**

(21) **Appl. No.:** **29/129,689**

(22) **Filed:** **Sep. 21, 2000**

(30) **Foreign Application Priority Data**

Mar. 30, 2000 (CA) ..... 2000-0842

(51) **LOC (7) Cl.** ..... **11-02**

(52) **U.S. Cl.** ..... **D11/147**

(58) **Field of Search** ..... D11/143, 144,  
D11/147, 149, 151, 152; 47/41.01, 41.13,  
65.6, 78; 206/423; 215/228; 220/521, 801;  
248/27.8

(56) **References Cited**

**U.S. PATENT DOCUMENTS**

D. 73,557 \* 10/1927 Carder ..... D11/151

D. 82,173 \* 9/1930 Osbrink ..... D11/147  
D. 96,932 \* 9/1935 Perry ..... D11/147  
D. 104,636 \* 5/1937 Perry ..... D11/151  
D. 117,334 \* 10/1939 Fuld ..... D11/147  
D. 173,320 \* 10/1954 Mellor et al. .... D11/147  
2,062,684 \* 12/1936 Thomas ..... 47/41.1

\* cited by examiner

*Primary Examiner*—Doris V. Coles

*Assistant Examiner*—Mimosa De

(74) *Attorney, Agent, or Firm*—Sim & McBurney

(57) **CLAIM**

The ornamental design for a flower holder, as shown.

**DESCRIPTION**


FIG. 1 is a perspective view of the flower holder.

FIG. 2 is a top plan view of the flower holder.

FIG. 3 is a side elevational view thereof; and,

FIG. 4 is a bottom plan view thereof.

**1 Claim, 2 Drawing Sheets**



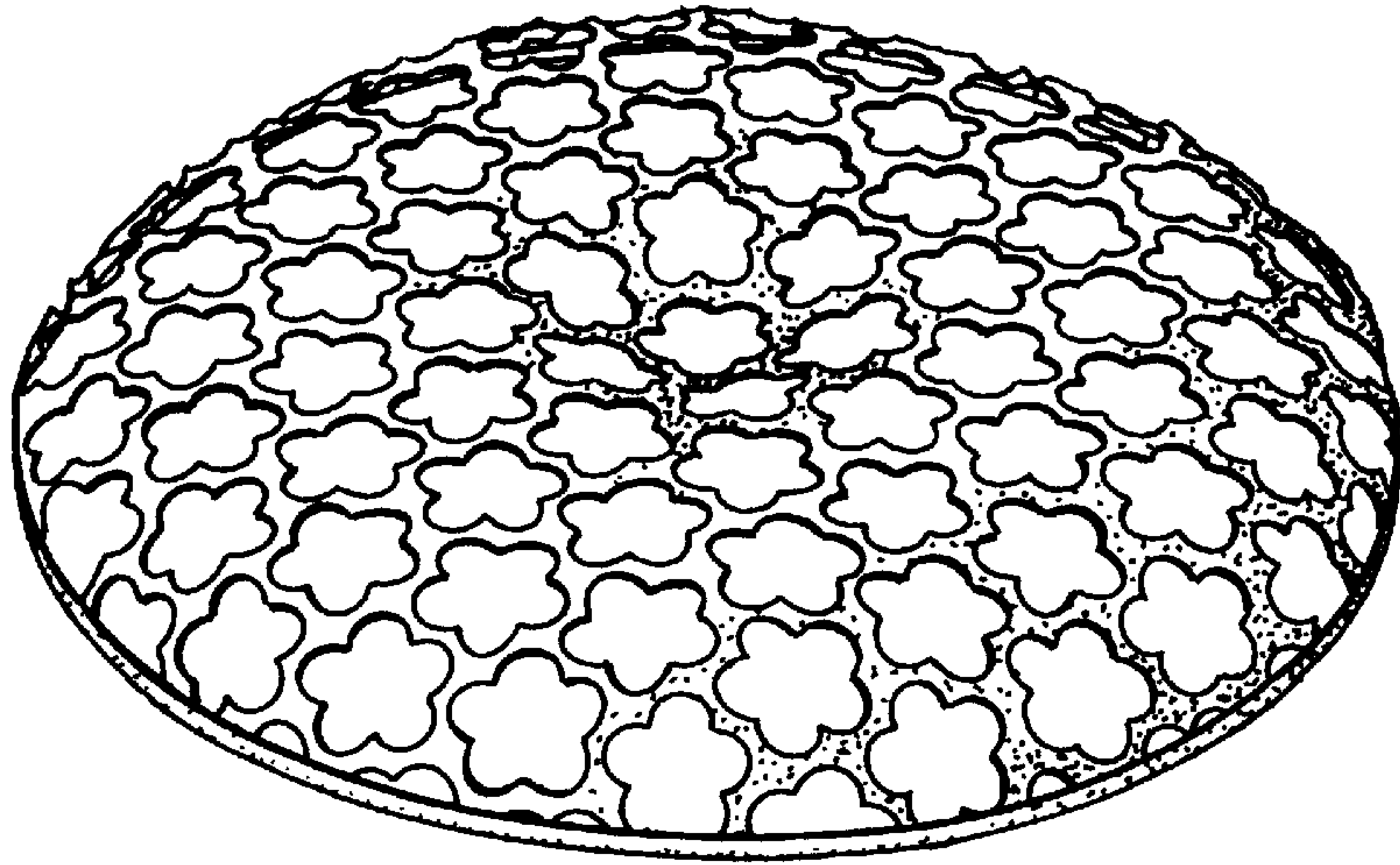


FIG. 1

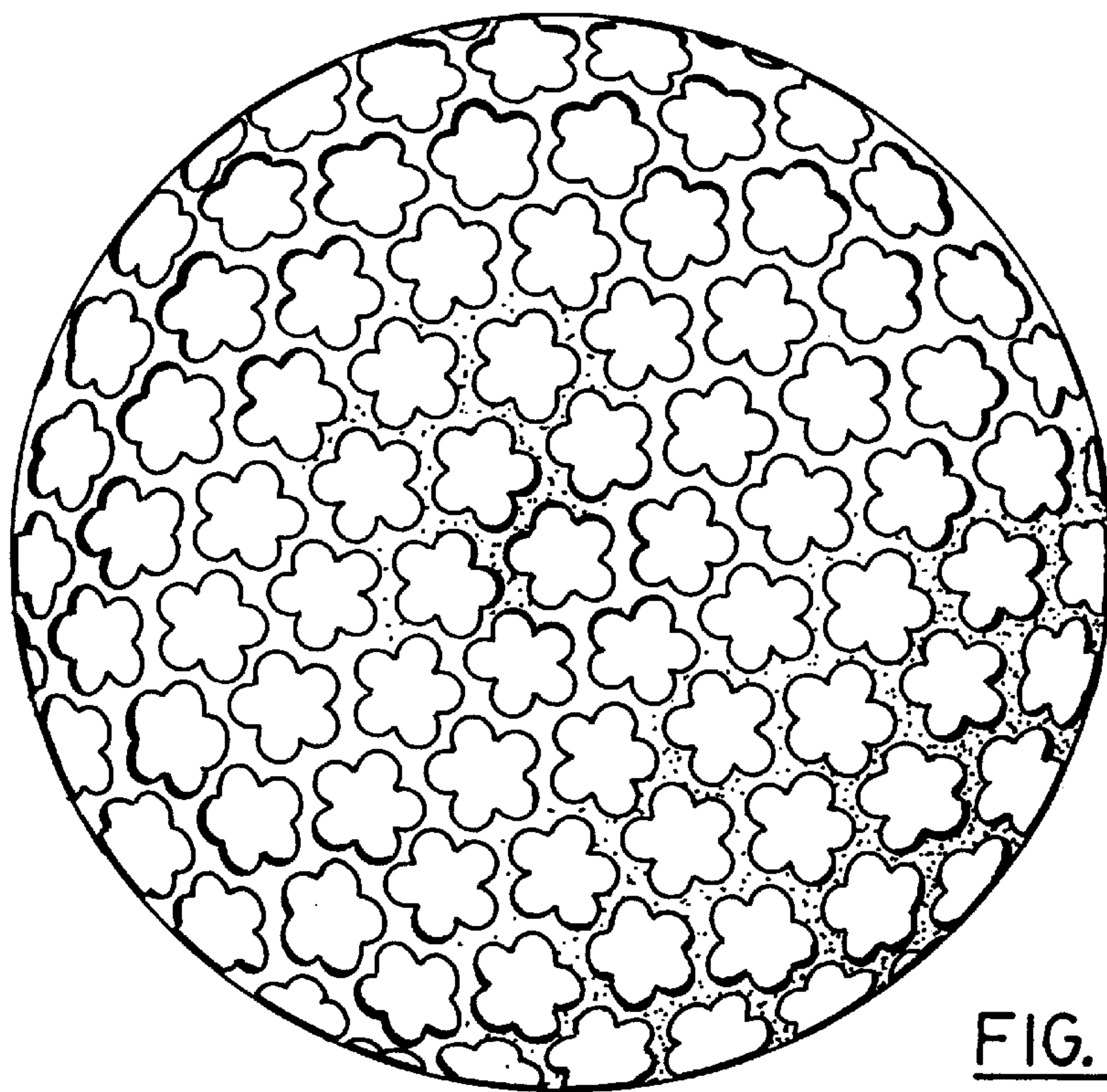


FIG. 2





FIG. 3

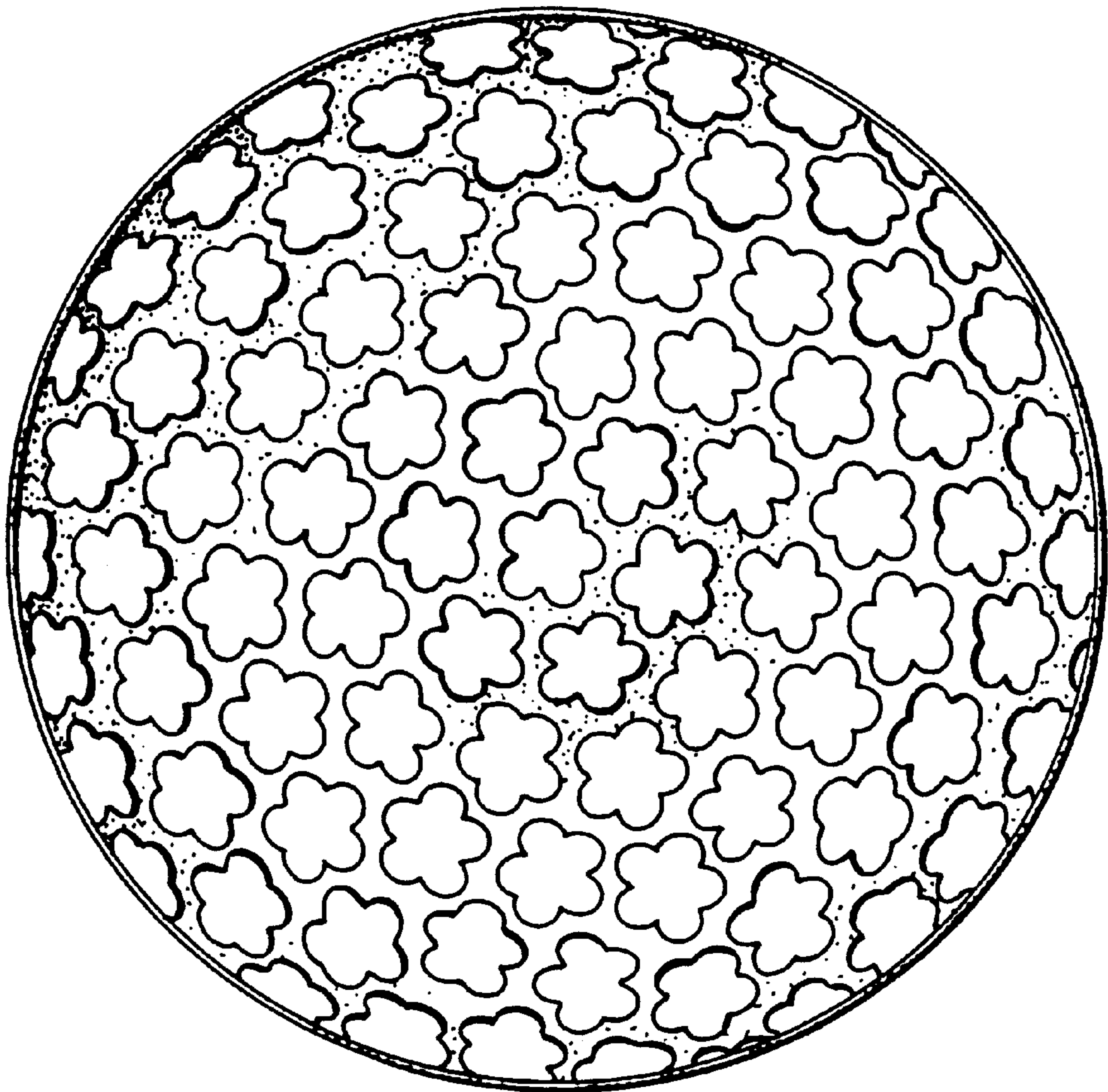


FIG. 4