



US00D446745B1

(12) **United States Design Patent**
Richardson

(10) Patent No.: **US D446,745 S**

(45) Date of Patent: **** Aug. 21, 2001**

(54) **NOVELTY PLAQUE**

(75) Inventor: **Dale Raymond Richardson**, Salisbury, MD (US)

(73) Assignee: **Dale R. Richardson**, Salisbury, MD (US)

(**) Term: **14 Years**

(21) Appl. No.: **29/137,002**

(22) Filed: **Feb. 12, 2001**

(51) LOC (7) Cl. **11-02**

(52) U.S. Cl. **D11/133**

(58) Field of Search D11/131, 132,
D11/133; 428/913.3

(56) **References Cited**

U.S. PATENT DOCUMENTS

- D. 45,343 * 3/1914 Longshaw .
- D. 144,123 * 3/1946 Maxwell, Sr. .
- D. 159,940 * 8/1950 Vanderput D11/133
- D. 260,748 * 9/1981 Buschmann .
- D. 353,121 * 12/1994 Young D11/133

- D. 359,255 * 6/1995 Williams .
- D. 365,535 * 12/1995 Muckler .
- D. 408,757 * 4/1999 Stones .
- D. 409,519 * 5/1999 Hammond .
- D. 431,013 * 9/2000 Evans, Jr. D11/133
- 4,125,655 * 11/1978 Kanzelberger .
- 4,190,691 * 2/1980 Kramer .

* cited by examiner

Primary Examiner—Dominic Simone

(57) **CLAIM**

The ornamental design for a novelty plaque, as shown and described.

DESCRIPTION

FIG. 1 is a front view of a novelty plaque showing my new design;
 FIG. 2 is a left side elevational view thereof;
 FIG. 3 is a right side elevational view thereof;
 FIG. 4 is a top plan view thereof;
 FIG. 5 is a bottom plan view thereof;
 FIG. 6 is a rear elevational view thereof; and,
 FIG. 7 is a front elevational view thereof, on a larger scale.

1 Claim, 3 Drawing Sheets

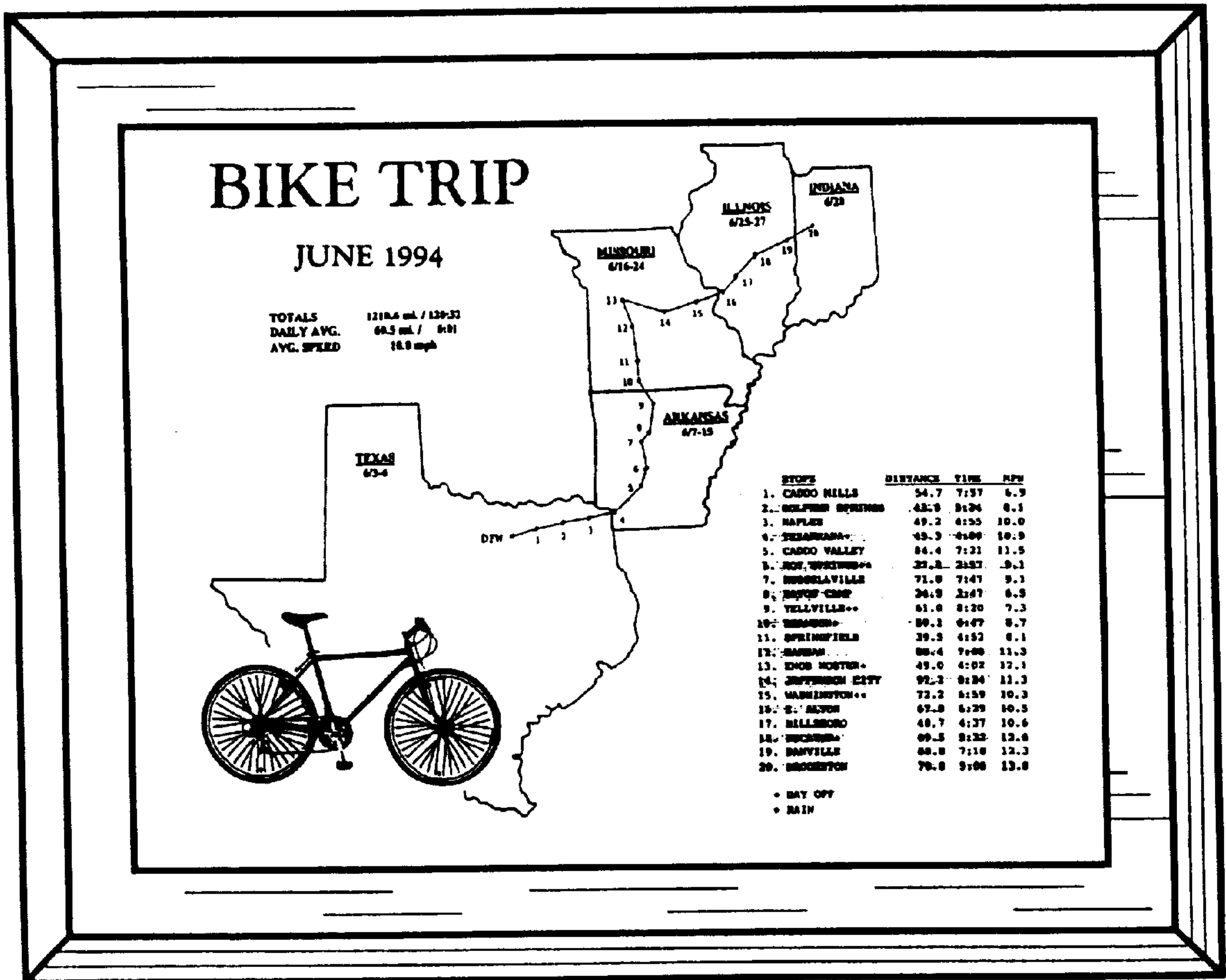


FIG. 1

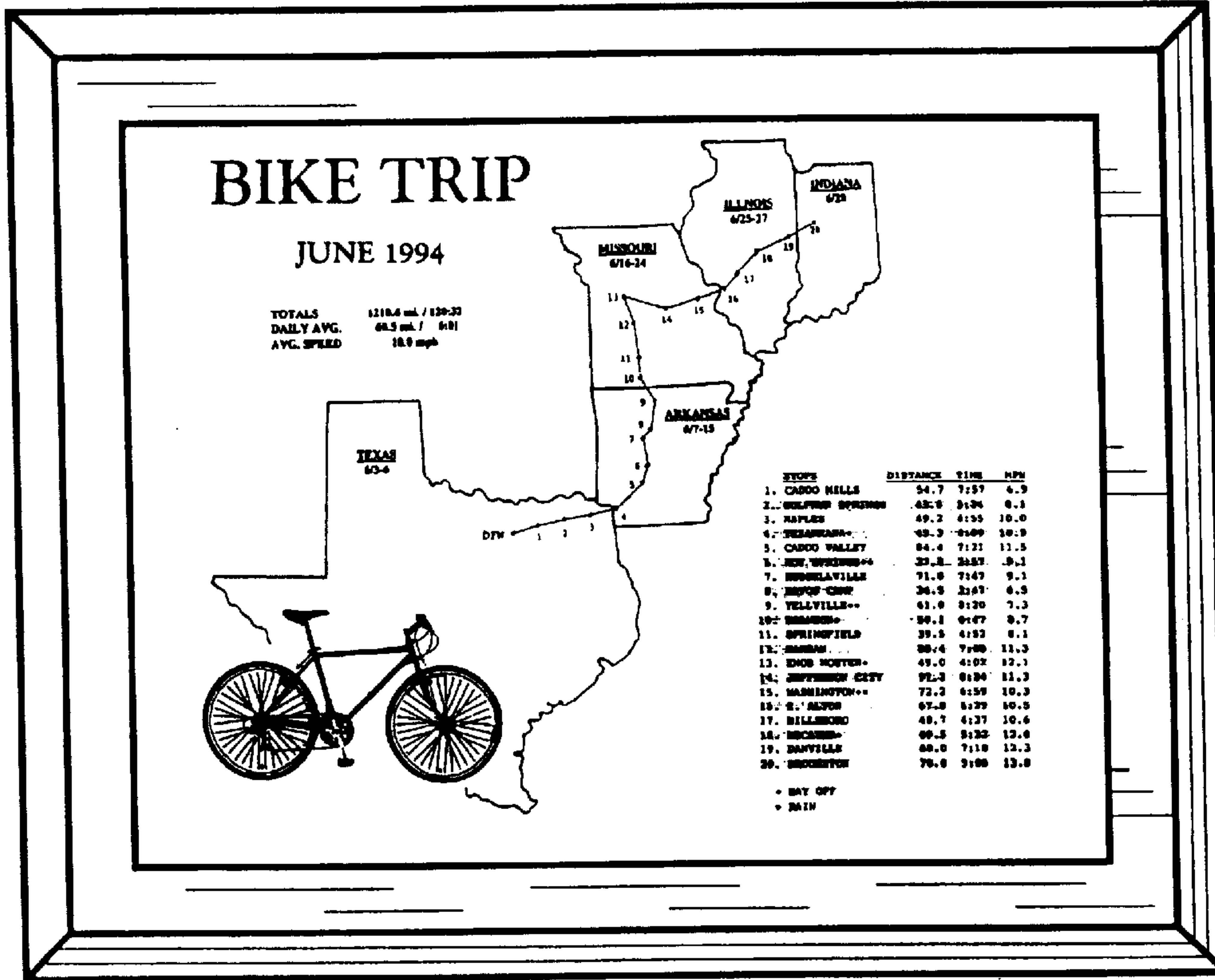


FIG. 2

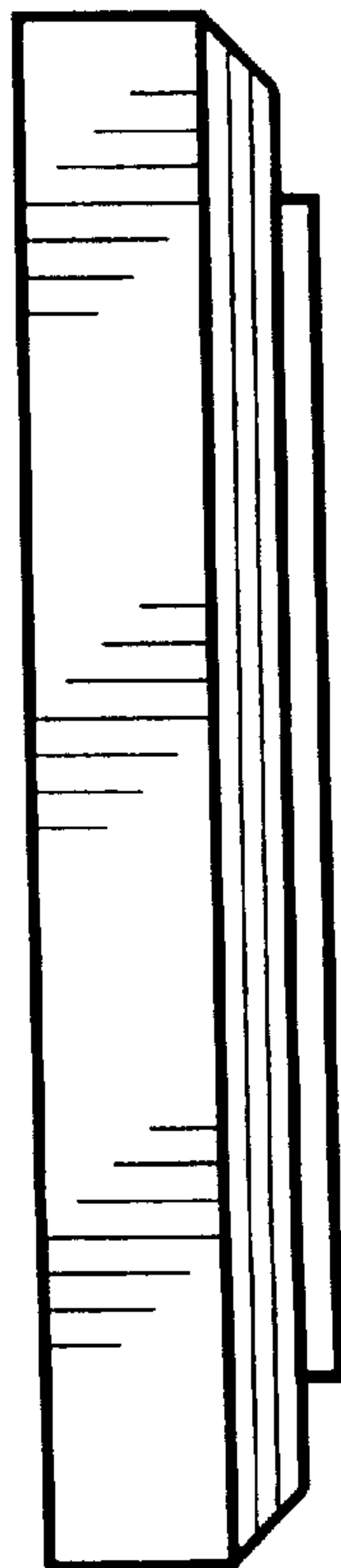


FIG. 3

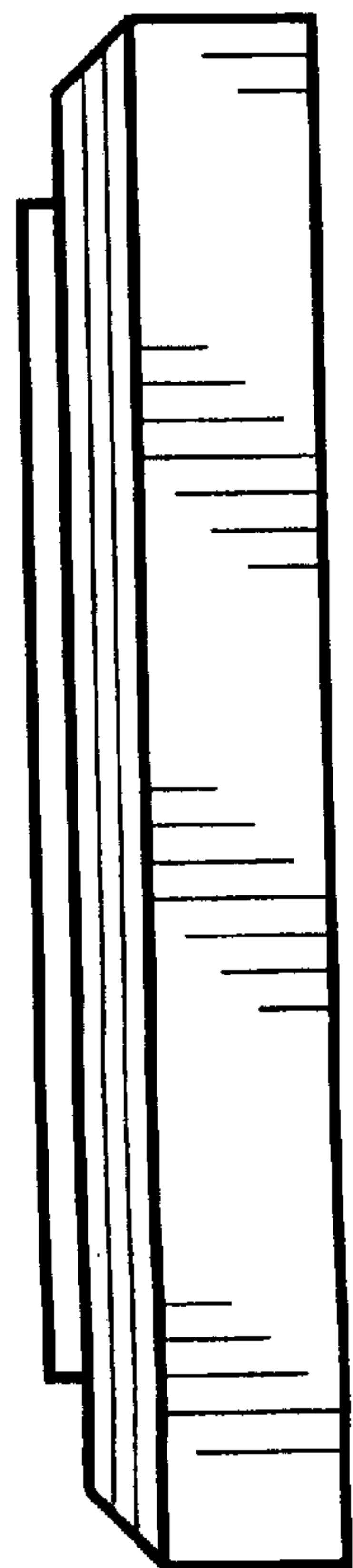


FIG. 4




FIG. 5




FIG. 6

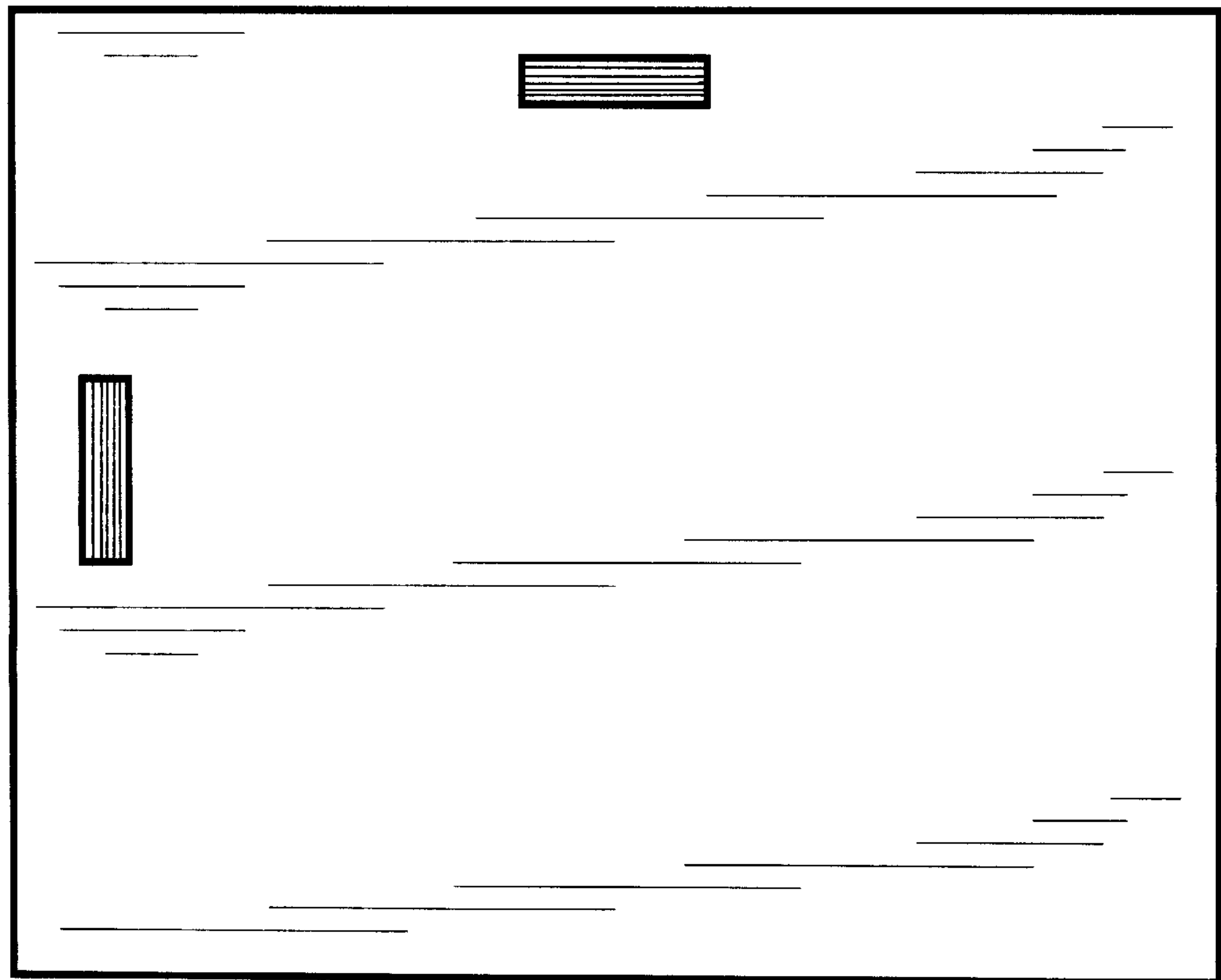


FIG. 7

