



US00D446725B1

(12) **United States Design Patent**
Lloyd

(10) **Patent No.:** **US D446,725 S**

(45) **Date of Patent:** **** Aug. 21, 2001**

(54) **BOTTLE**

(75) **Inventor:** **Douglas Lloyd, New York, NY (US)**

(73) **Assignee:** **Intimate Beauty Corporation, New York, NY (US)**

(**) **Term:** **14 Years**

(21) **Appl. No.:** **29/131,134**

(22) **Filed:** **Oct. 13, 2000**

(51) **LOC (7) Cl.** **09-01**

(52) **U.S. Cl.** **D9/521; D9/450; D9/564; D9/522**

(58) **Field of Search** **D9/500, 502, 503-504, D9/516, 520-522, 529-530, 537-543, 544, 549-551, 558-559, 564, 569-575; 215/382-384, 371, 375, 396, 398; 220/253-254, 258, 662, 669; 222/212-214, 210, 215**

(56) **References Cited**

U.S. PATENT DOCUMENTS

- D. 199,545 * 11/1964 Torongo D9/523
- D. 245,758 * 9/1977 Pardo D9/529
- D. 308,824 * 6/1990 Wiseman et al. D9/521
- D. 317,407 * 6/1991 Gray et al. D9/529
- D. 381,895 * 8/1997 Cheng D9/520
- D. 386,416 * 11/1997 Kotoucek et al. D9/521
- D. 398,238 * 9/1998 Bertolini et al. D9/520
- D. 399,747 * 10/1998 Bertolini et al. D9/520

- D. 407,316 * 3/1999 Zaksenberg D9/523
- D. 423,361 * 4/2000 Negre D9/521
- D. 427,073 * 6/2000 Gaffney et al. D9/520
- D. 439,165 * 3/2001 Erckelbout et al. D9/520
- 3,342,379 * 9/1967 Foley 222/173
- 5,632,420 * 5/1997 Lohrman et al. 222/212

* cited by examiner

Primary Examiner—Ted Shooman

Assistant Examiner—Carol Rademaker

(74) *Attorney, Agent, or Firm*—Colucci & Umans; Peter C. Michalos; Angelo Notaro

(57) **CLAIM**

The ornamental design for a bottle, as shown and described.

DESCRIPTION

FIG. 1 is a front elevational view of a bottle showing my new design therefor;
 FIG. 2 is a left side elevational view thereof;
 FIG. 3 is a right side elevational view thereof;
 FIG. 4 is a bottom plan view thereof;
 FIG. 5 is a top plan view thereof;
 FIG. 6 is a view similar to FIG. 1 of a second embodiment of my design;
 FIG. 7 is a left elevational view thereof;
 FIG. 8 is a right elevational view thereof;
 FIG. 9 is a bottom plan view thereof; and,
 FIG. 10 is a top plan view thereof.

1 Claim, 8 Drawing Sheets






FIG. 1



FIG. 2

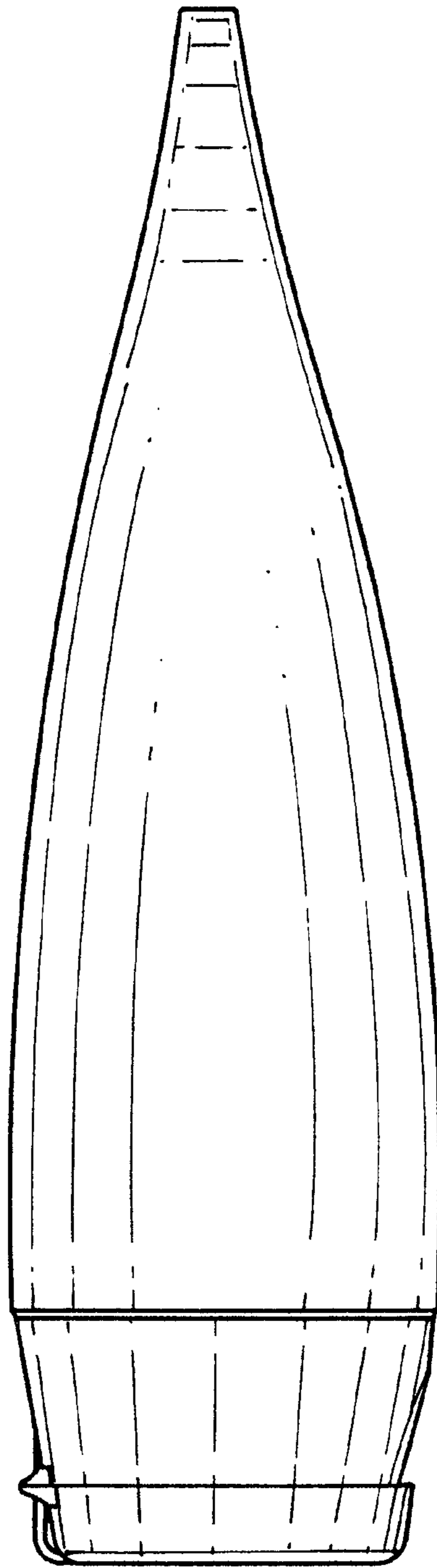


FIG. 3

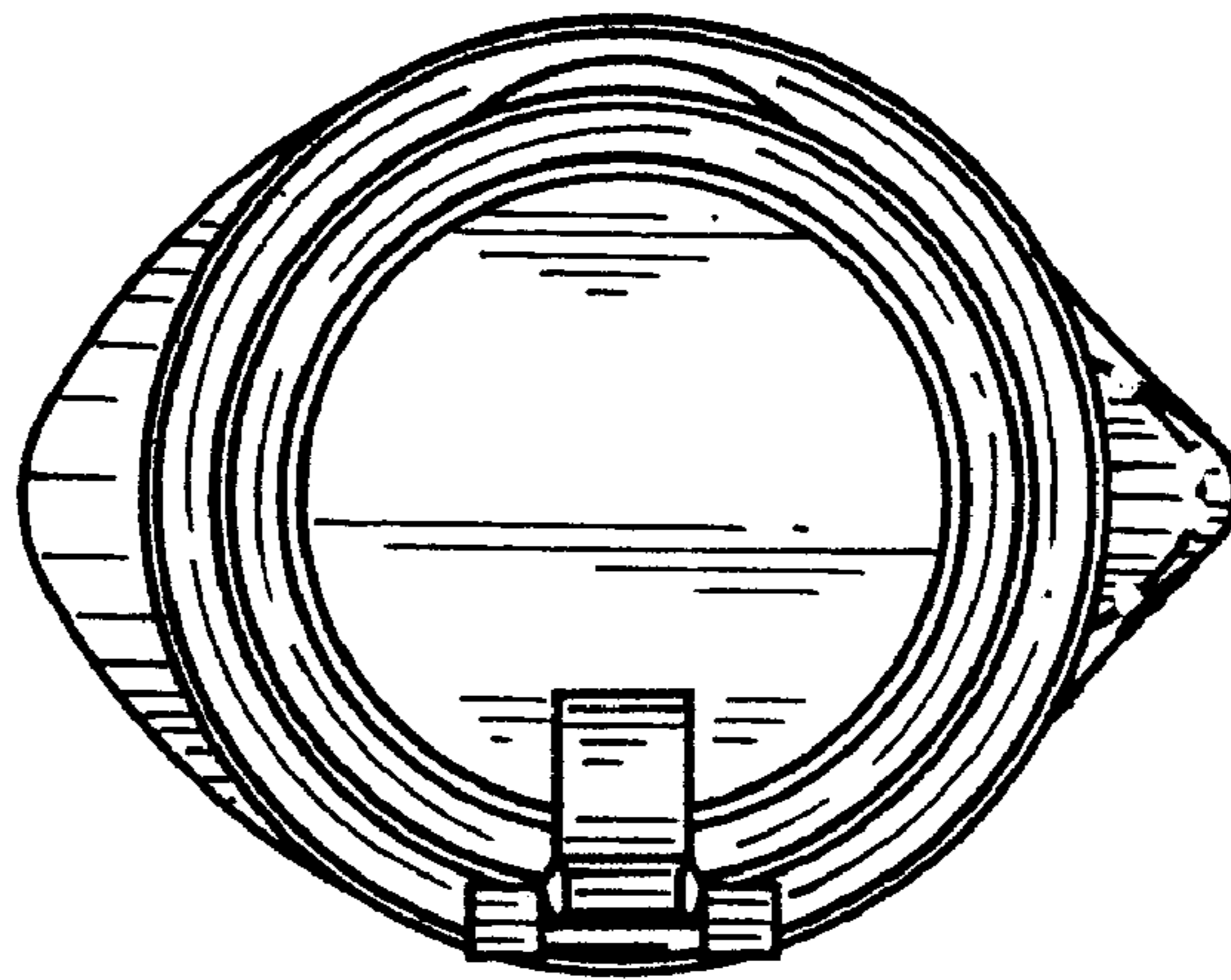


FIG. 4

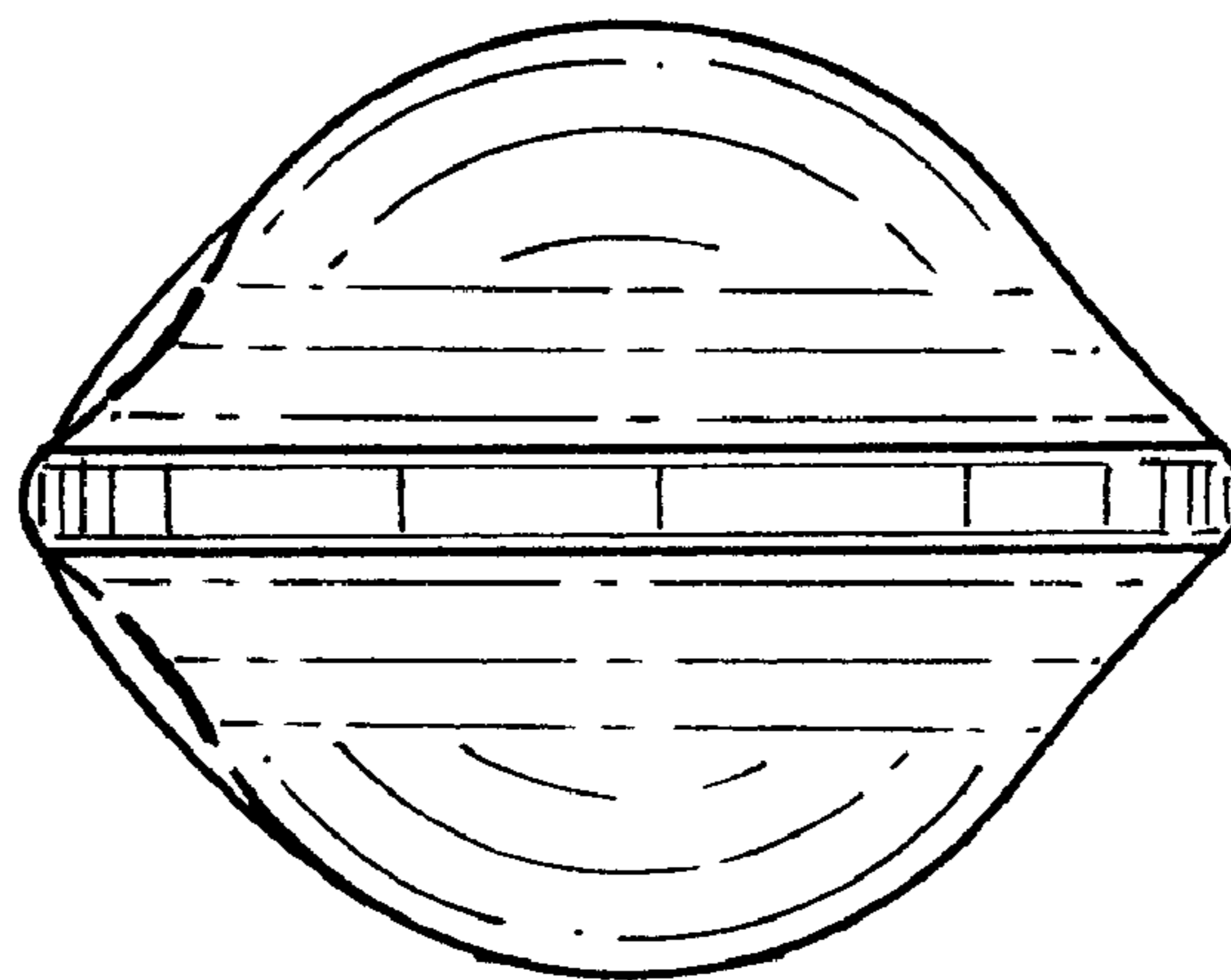


FIG. 5

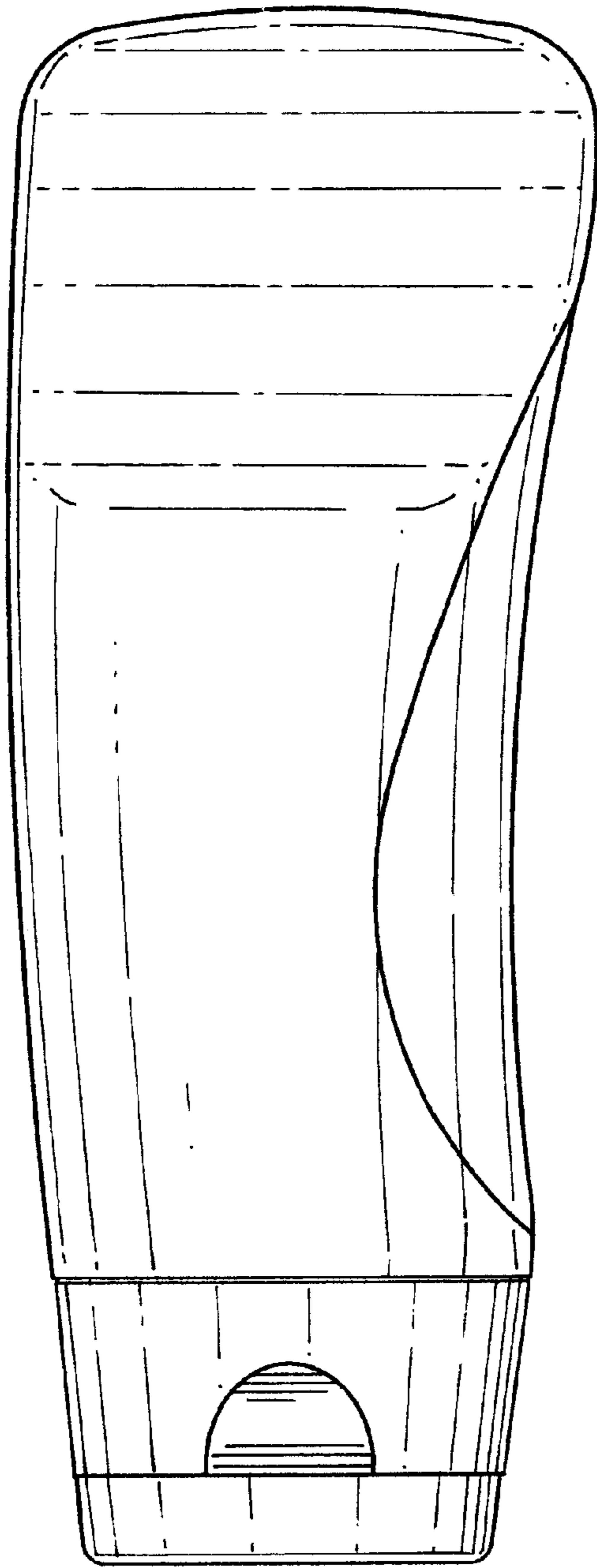


FIG. 6



FIG. 7

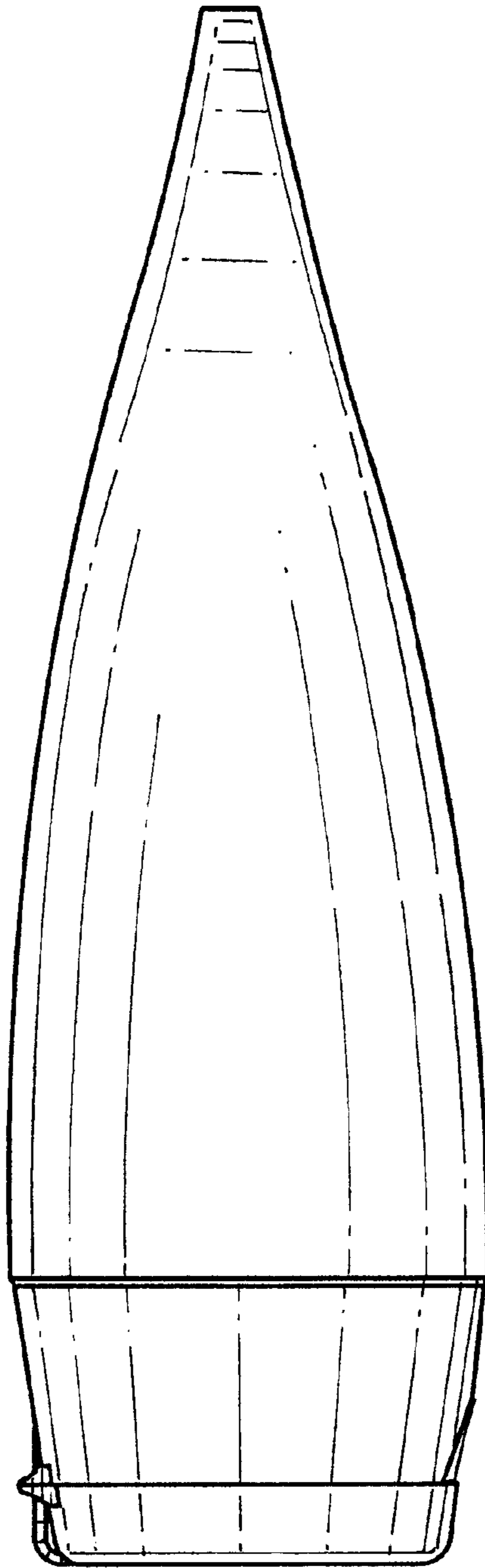


FIG. 8

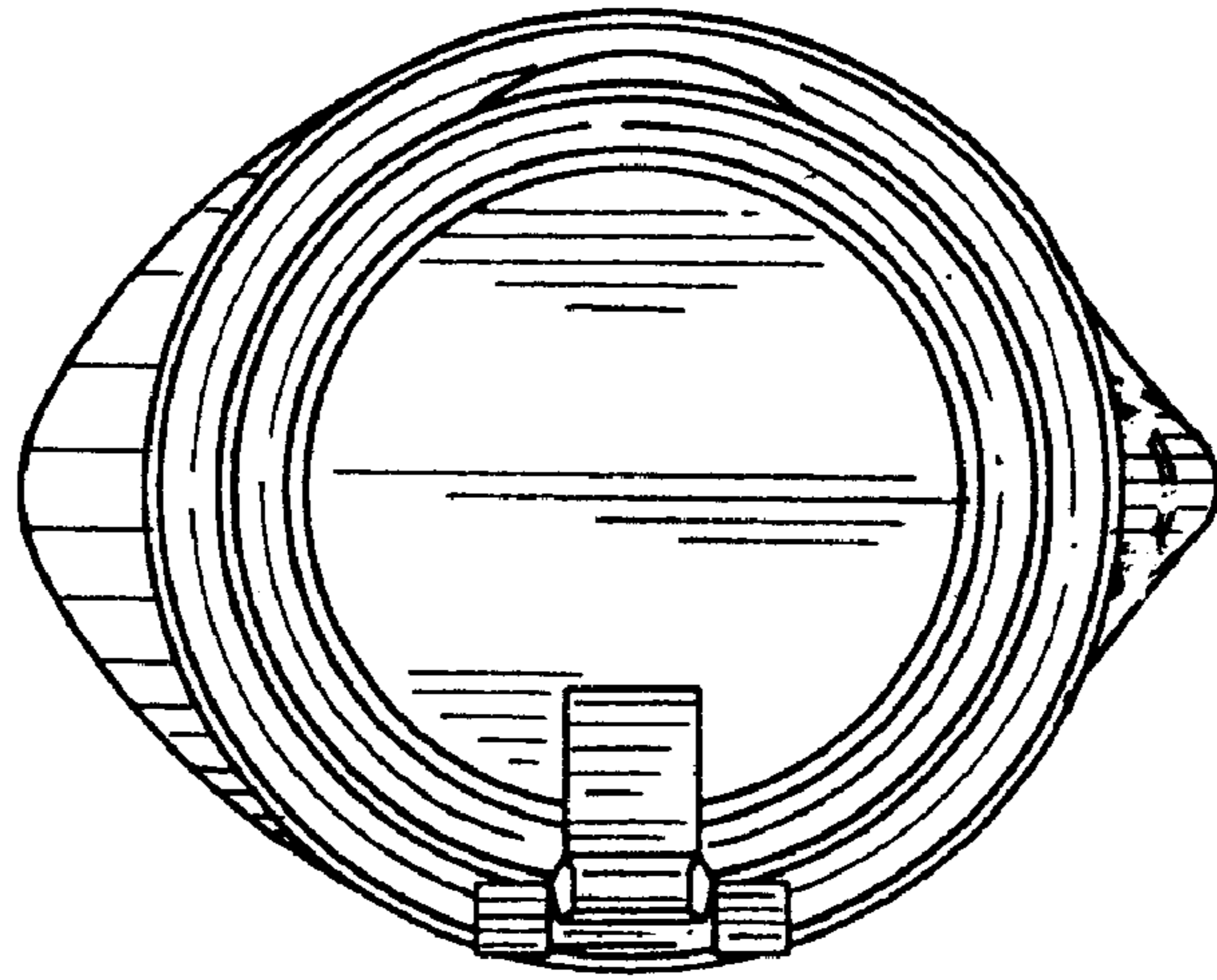


FIG. 9

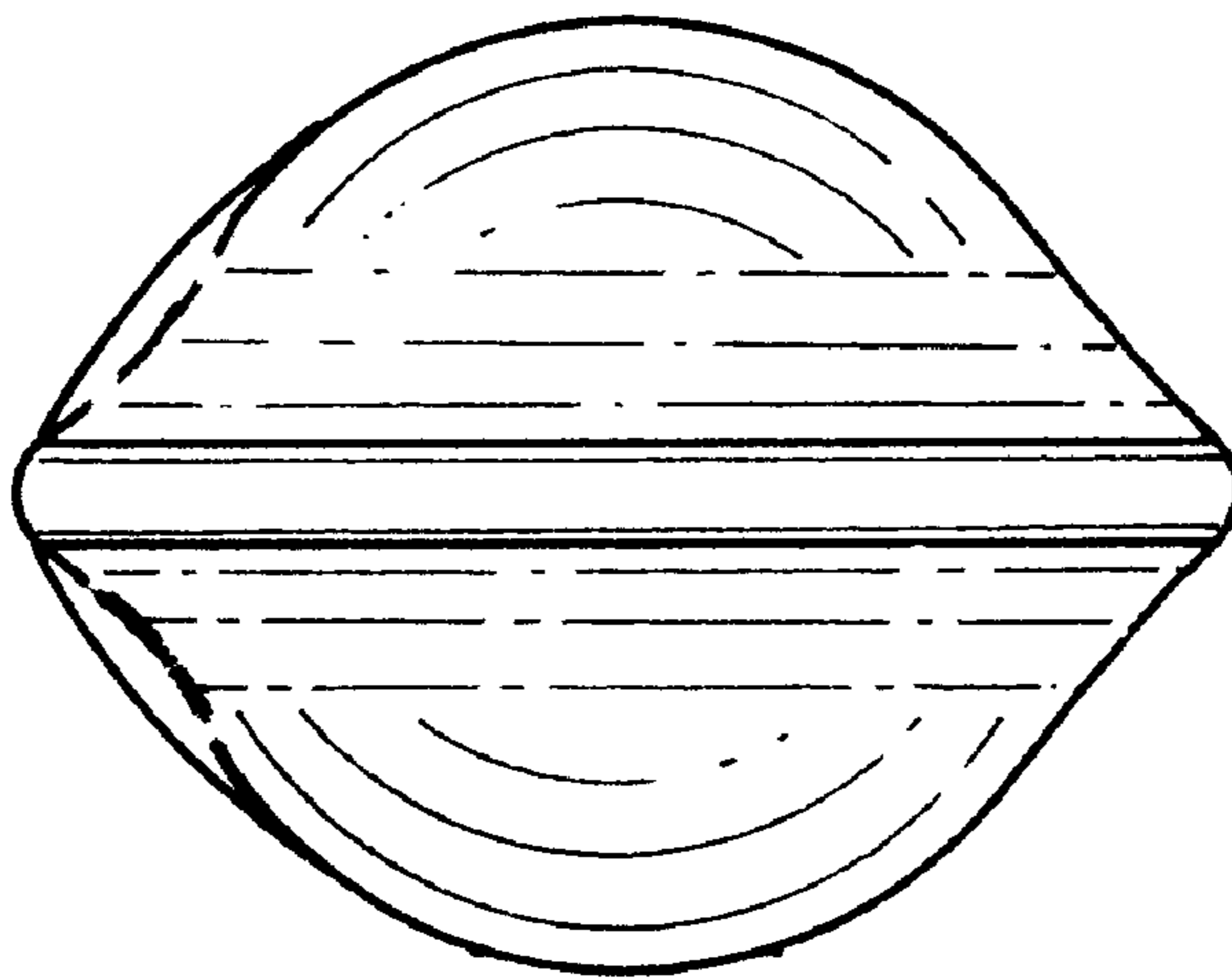


FIG. 10