



US00D446685B1

(12) **United States Design Patent**
Atkin et al.

(10) **Patent No.:** **US D446,685 S**

(45) **Date of Patent:** **** Aug. 21, 2001**

(54) **NON-SPILL CUP**

(75) Inventors: **Edward Atkin; Graham Antony Tulett**, both of London (GB)

(73) Assignee: **Cannon Rubber Limited**, London (GB)

(**) Term: **14 Years**

(21) Appl. No.: **29/130,153**

(22) Filed: **Sep. 29, 2000**

(30) **Foreign Application Priority Data**

Mar. 29, 2000 (GB) 2091740

(51) **LOC (7) Cl.** **07-01**

(52) **U.S. Cl.** **D7/510; D7/511**

(58) **Field of Search** **D7/510, 511, 523, D7/509; 220/703, 715, 714, 254, 713; 215/13.1, 307, 309**

(56) **References Cited**

U.S. PATENT DOCUMENTS

D. 165,778 * 1/1952 Olsen .

D. 326,796	*	6/1992	Kawano	D7/510
D. 341,892	*	11/1993	Yagi	D24/197
D. 359,417	*	6/1995	Chen	D7/510
D. 371,304	*	7/1996	Onneweer	D9/503
D. 397,906	*	9/1998	Briggs et al.	D7/392.1
D. 407,269	*	3/1999	Fletcher	D7/510
D. 408,221	*	4/1999	Asberg	D7/511
D. 417,591	*	12/1999	Roehrig	D7/510
D. 421,878	*	3/2000	Roehrig	D7/510
D. 438,758	*	3/2001	Tal et al.	D7/510
D. 439,111	*	3/2001	Tal et al.	D7/511

* cited by examiner

Primary Examiner—M. N. Pandozzi

(74) *Attorney, Agent, or Firm*—McDermott, Will & Emery

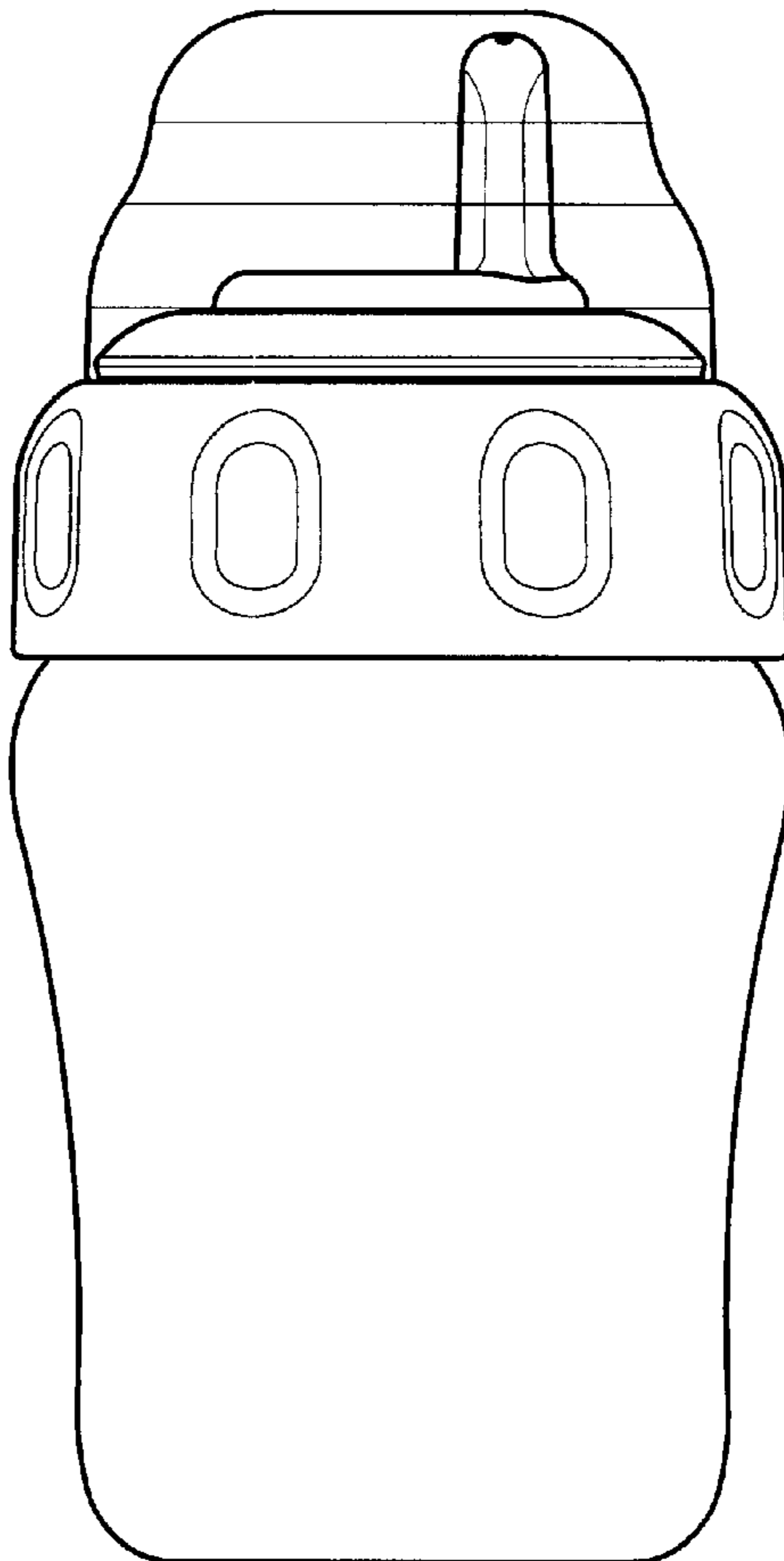
(57) **CLAIM**

The ornamental design for a non-spill cup, as shown and described.

DESCRIPTION

FIG. 1 is a side view of a non-spill cup, showing my new design; and, FIG. 2 is a perspective view thereof.

1 Claim, 1 Drawing Sheet



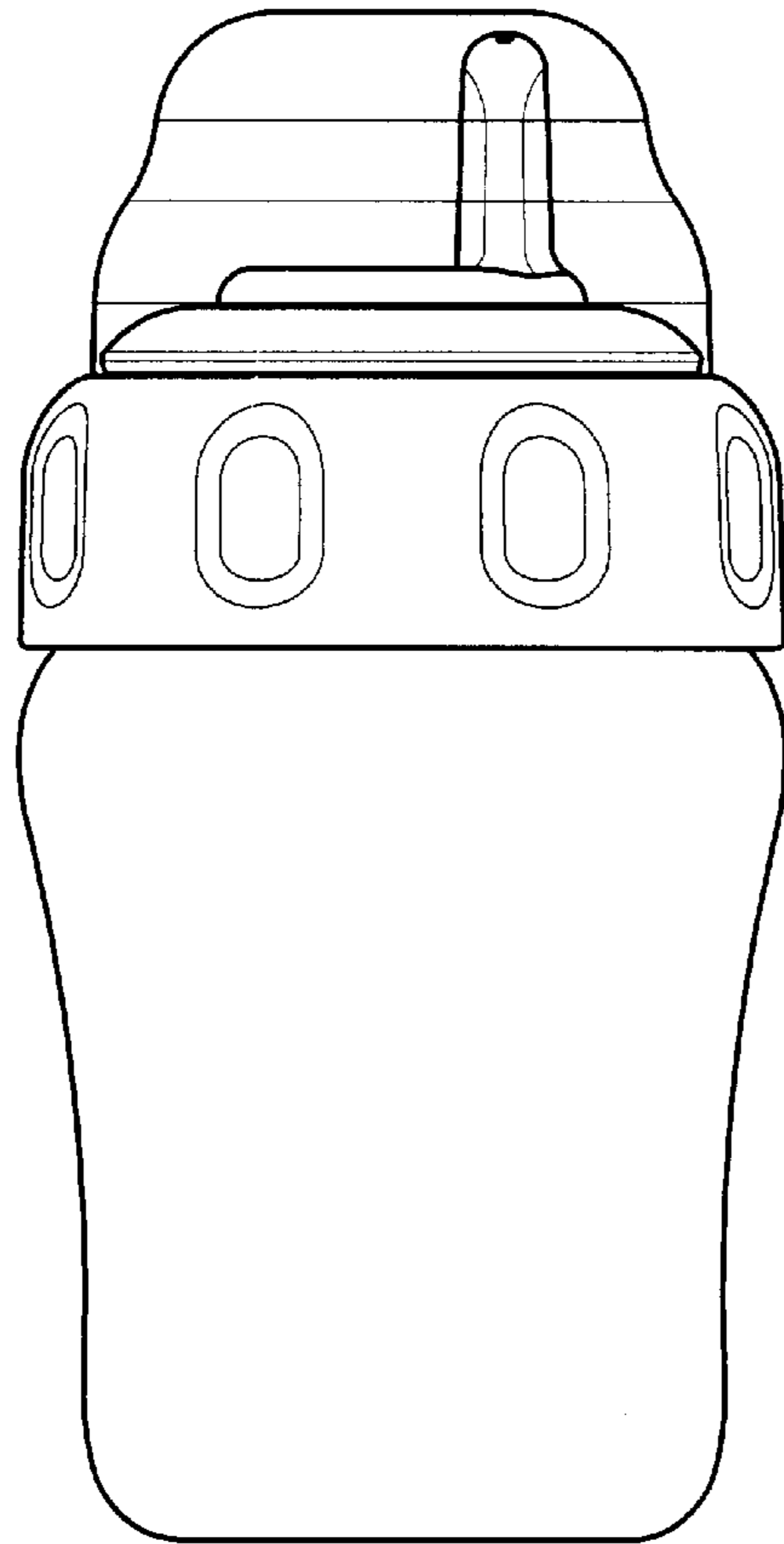


FIGURE 1

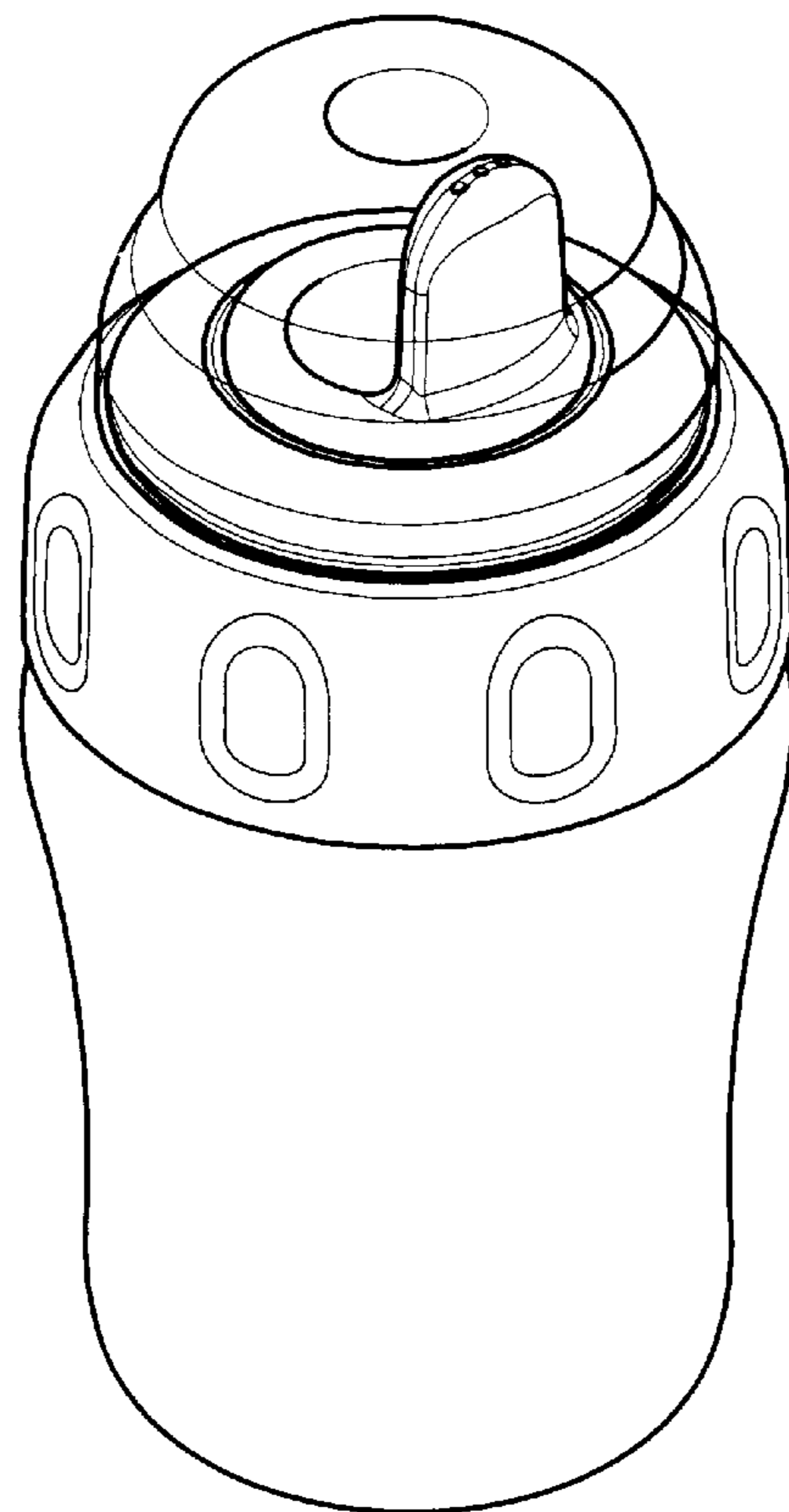


FIGURE 2