



US00D446672B1

(12) **United States Design Patent**  
**Sanders**

(10) **Patent No.:** **US D446,672 S**

(45) **Date of Patent:** **\*\* Aug. 21, 2001**

(54) **POOL CADDY**

(76) **Inventor:** **Robert W. Sanders**, 1804 SE.  
Lafayette St., Stuart, FL (US) 34997

(\*\*) **Term:** **14 Years**

(21) **Appl. No.:** **29/118,653**

(22) **Filed:** **Feb. 14, 2000**

(51) **LOC (7) Cl.** ..... **08-08**

(52) **U.S. Cl.** ..... **D6/552**

(58) **Field of Search** ..... D6/552, 553, 567,  
D6/570; 248/309.1, 309.2, 311.2, 311.3,  
312, 314; 211/13.1, 14, 15, 57.1, 60.1,  
62, 63, 70.8, 85.7, 86, 87; 206/315.1, 315.9

(56) **References Cited**

**U.S. PATENT DOCUMENTS**

D. 250,561 \* 12/1978 Phillips ..... D6/552

D. 361,007 \* 8/1995 McGlothlin ..... D6/567

D. 369,910 \* 5/1996 McCarty ..... D6/570 X

D. 374,312 \* 10/1996 Edgar ..... D6/567 X

5,044,109 \* 9/1991 Fast ..... 211/70.8 X

\* cited by examiner

*Primary Examiner*—Brian N. Vinson

(74) *Attorney, Agent, or Firm*—Kevin Redmond

(57) **CLAIM**

Having described my invention, I claim the ornamental design for a pool caddy, as shown and described.

**DESCRIPTION**

FIG. 1 is a front elevation view of the design.

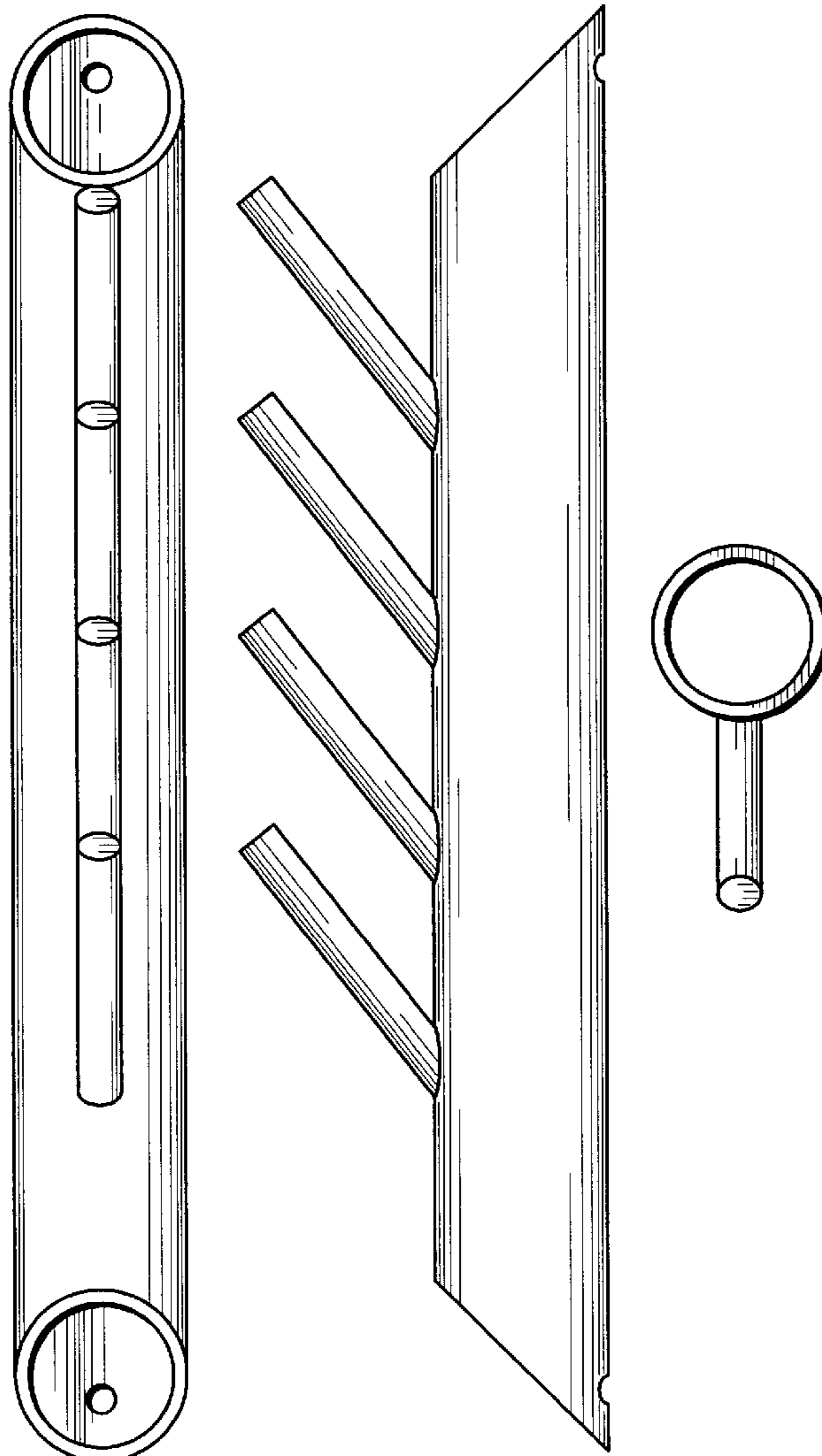
FIG. 2 is a side elevation view of the design.

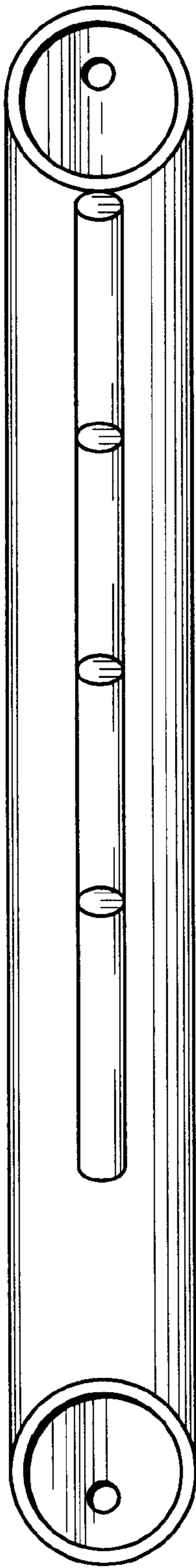
FIG. 3 is a rear elevation view of the design.

FIG. 4 is a top view of the design; and,

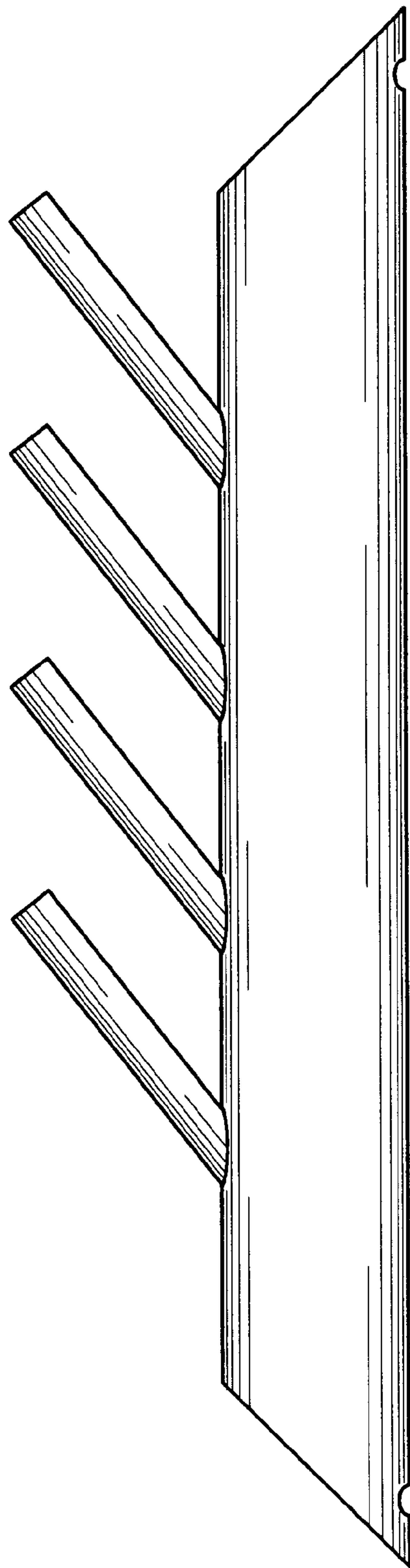
FIG. 5 is a bottom elevation view of the design.

**1 Claim, 2 Drawing Sheets**






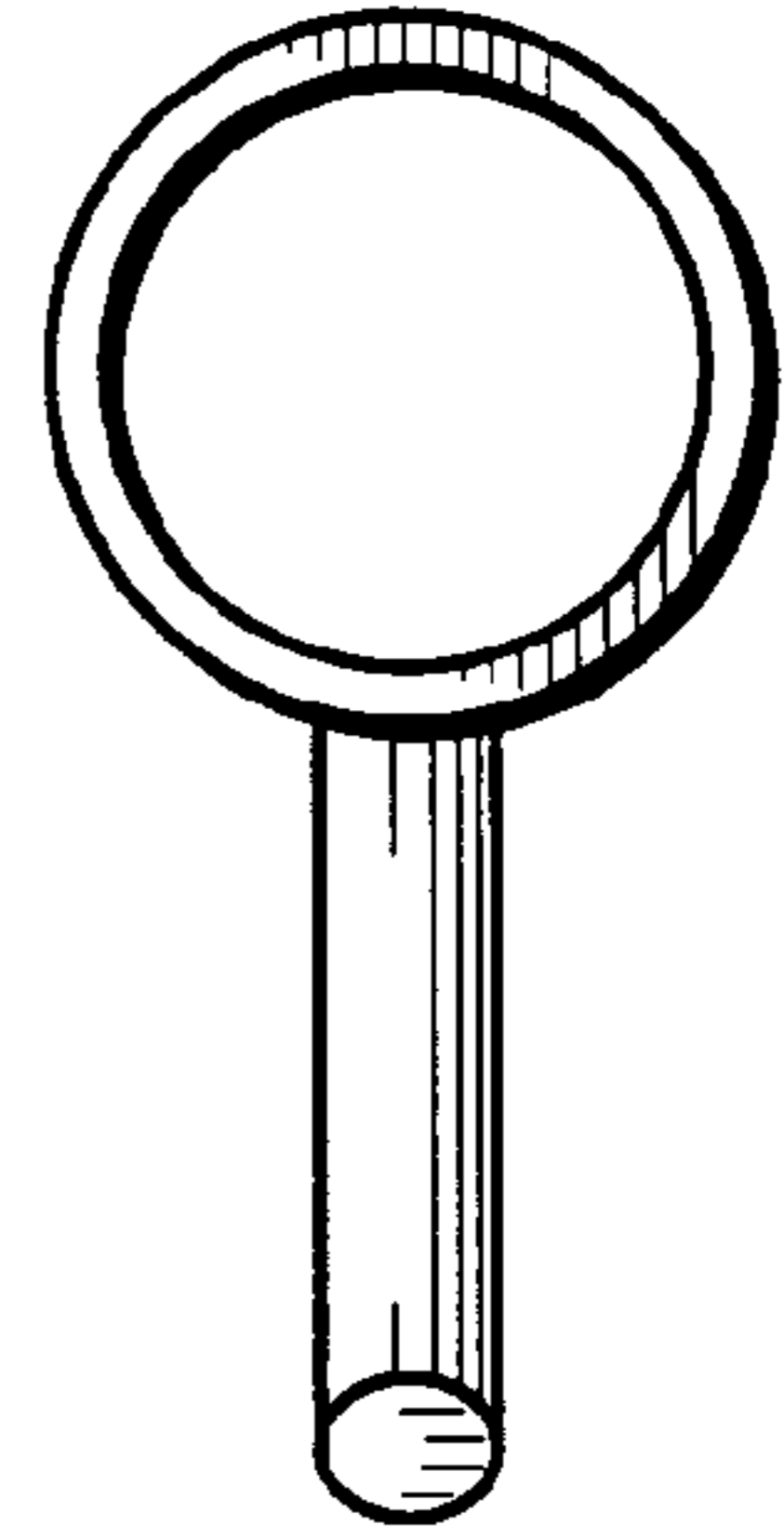
*Fig. 1*



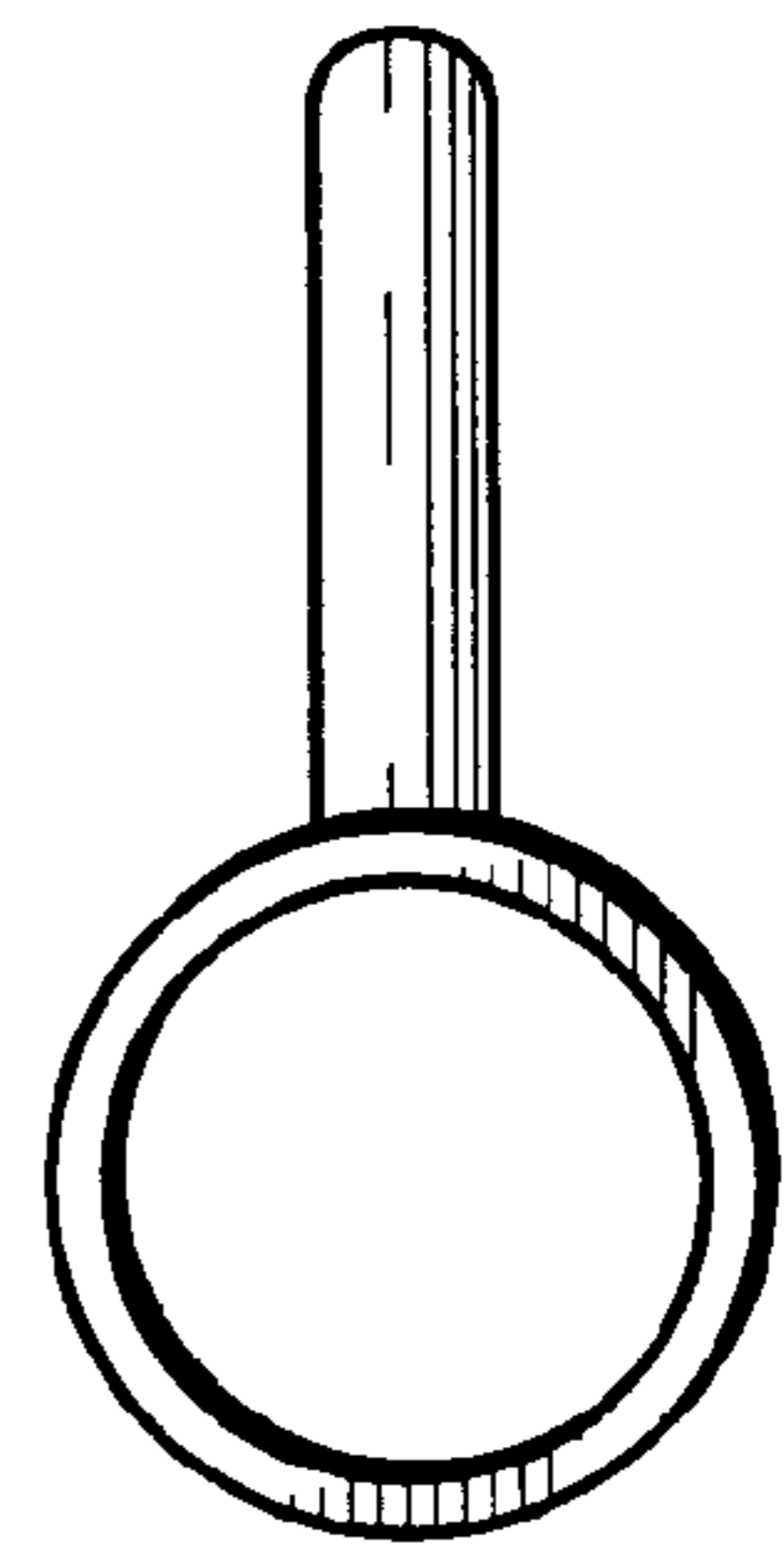
*Fig. 2*



*Fig. 3*



*Fig. 4*



*Fig. 5*