



US00D44668B1

(12) **United States Design Patent**
Gohman et al.

(10) **Patent No.:** **US D446,668 S**

(45) **Date of Patent:** **** Aug. 21, 2001**

(54) **BROACH DISPLAY CASE**

5,172,814 12/1992 Pell et al. .
5,207,019 5/1993 Massey et al. .

(76) Inventors: **Mary S Gohman; Gary A Gohman,**
both of 4240 Otley Rd., St Cloud, MN
(US) 56303

* cited by examiner

Primary Examiner—Dominic Simone

(**) Term: **14 Years**

(57) **CLAIM**

(21) Appl. No.: **29/132,505**

The ornamental design for a broach display case, as shown and described.

(22) Filed: **Nov. 10, 2000**

DESCRIPTION

(51) **LOC (7) Cl.** **06-04**

(52) **U.S. Cl.** **D6/470**

(58) **Field of Search** D6/470, 471, 300,
D6/310-314; 312/114, 117-119

FIG. 1 is a front elevational view of the broach display case of the present invention;

FIG. 2 is a rear elevational view of the broach display case of FIG. 1;

FIG. 3 is a right side elevational view of the broach display case of FIG. 1, the left view being a mirror image thereof; and,

FIG. 4 is a top plan view of the broach display case of FIG. 1, the bottom plan view being a mirror image thereof.

The broken lines showing of broaches in FIG. 1 are for illustrative purposes only and form no part of the claimed design.

(56) **References Cited**

U.S. PATENT DOCUMENTS

| | | | |
|------------|----------|-----------------------|---------|
| D. 370,568 | 6/1996 | Wynne . | |
| D. 401,768 | 12/1998 | Leung . | |
| D. 404,225 | * 1/1999 | Mercer | D6/470 |
| D. 430,755 | * 9/2000 | Simmons | D6/470 |
| 758,777 | * 5/1904 | Pflugradt et al. | 312/118 |
| 1,394,675 | 10/1921 | Frechette et al. . | |
| 3,545,111 | 12/1970 | Spiegel et al. . | |
| 3,782,015 | 1/1974 | Esry . | |

1 Claim, 2 Drawing Sheets






FIG. 4




FIG. 1

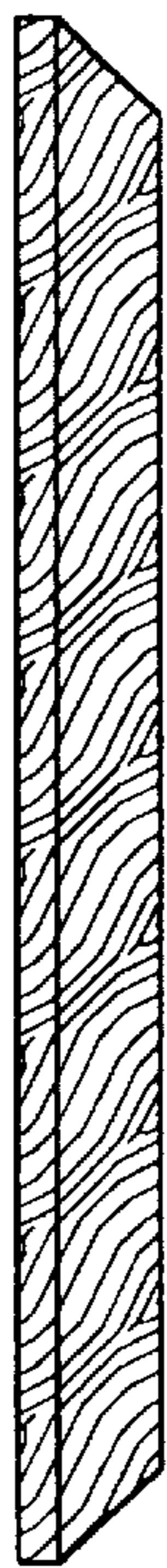


FIG. 3

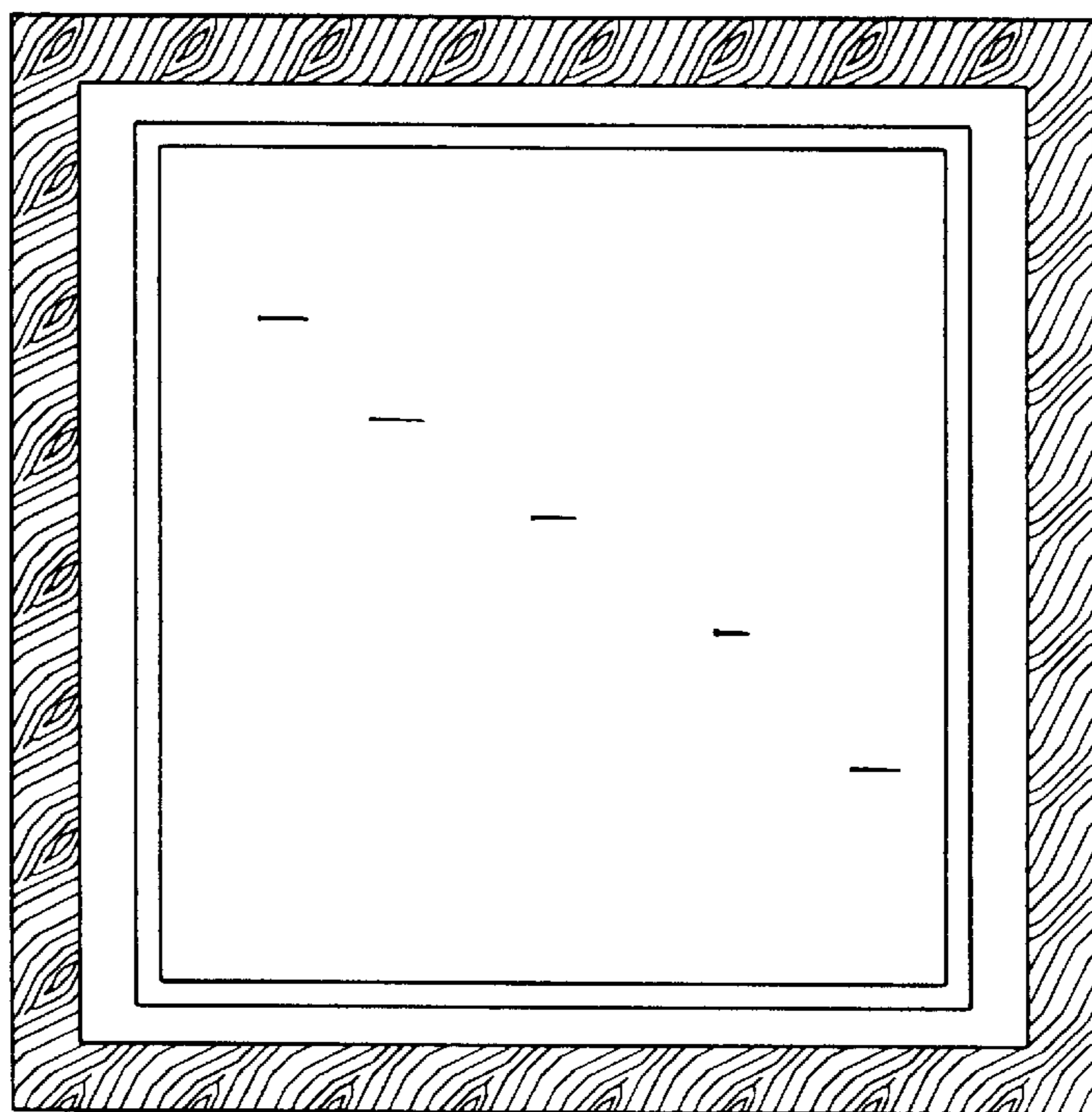


FIG. 2