



US00D446658B1

(12) **United States Design Patent**  
**Osborne**

(10) **Patent No.:** **US D446,658 S**

(45) **Date of Patent:** **\*\* Aug. 21, 2001**

(54) **ORNAMENTAL COAT RACK**

(76) Inventor: **Lee R. Osborne**, c/o Ceramic  
Technology, Inc. 275 Wardell Industrial  
Park, Cedar Bluff, VA (US) 24609

(\*\*) Term: **14 Years**

(21) Appl. No.: **29/118,883**

(22) Filed: **Feb. 18, 2000**

(51) **LOC (7) Cl.** ..... **06-08**

(52) **U.S. Cl.** ..... **D6/316; D6/323; D6/564;**  
D6/569

(58) **Field of Search** ..... D6/316, 320, 323,  
D6/564, 567, 569; D11/134, 135, 137, 139;  
D8/367, 372; 248/301, 304, 309.1; 211/32,  
87.01, 106.01

(56) **References Cited**

**U.S. PATENT DOCUMENTS**

D. 52,485 \* 9/1918 Lemke .

D. 154,554 \* 7/1949 Lipsitz .  
D. 172,842 \* 8/1954 Scheer et al. .  
D. 180,009 \* 4/1957 Bjorklund .  
D. 224,866 \* 10/1972 Hammer .  
661,557 \* 11/1900 Schwab .

\* cited by examiner

*Primary Examiner*—B. J. Bullock

(74) *Attorney, Agent, or Firm*—Sughrue, Mion, Zinn,  
Macpeak & Seas, PLLC

(57) **CLAIM**

The ornamental design for an ornamental coat rack, as  
shown.


**DESCRIPTION**

FIG. 1 is a front elevational view of an ornamental coat rack  
showing my new design;

FIG. 2 is a side elevational view thereof; and,

FIG. 3 is a top plan view thereof.

**1 Claim, 1 Drawing Sheet**



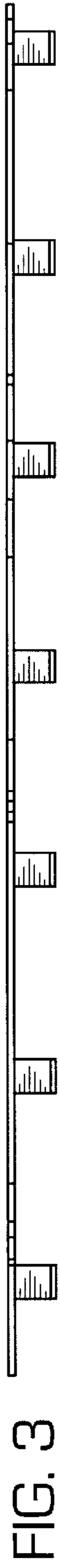


FIG. 1

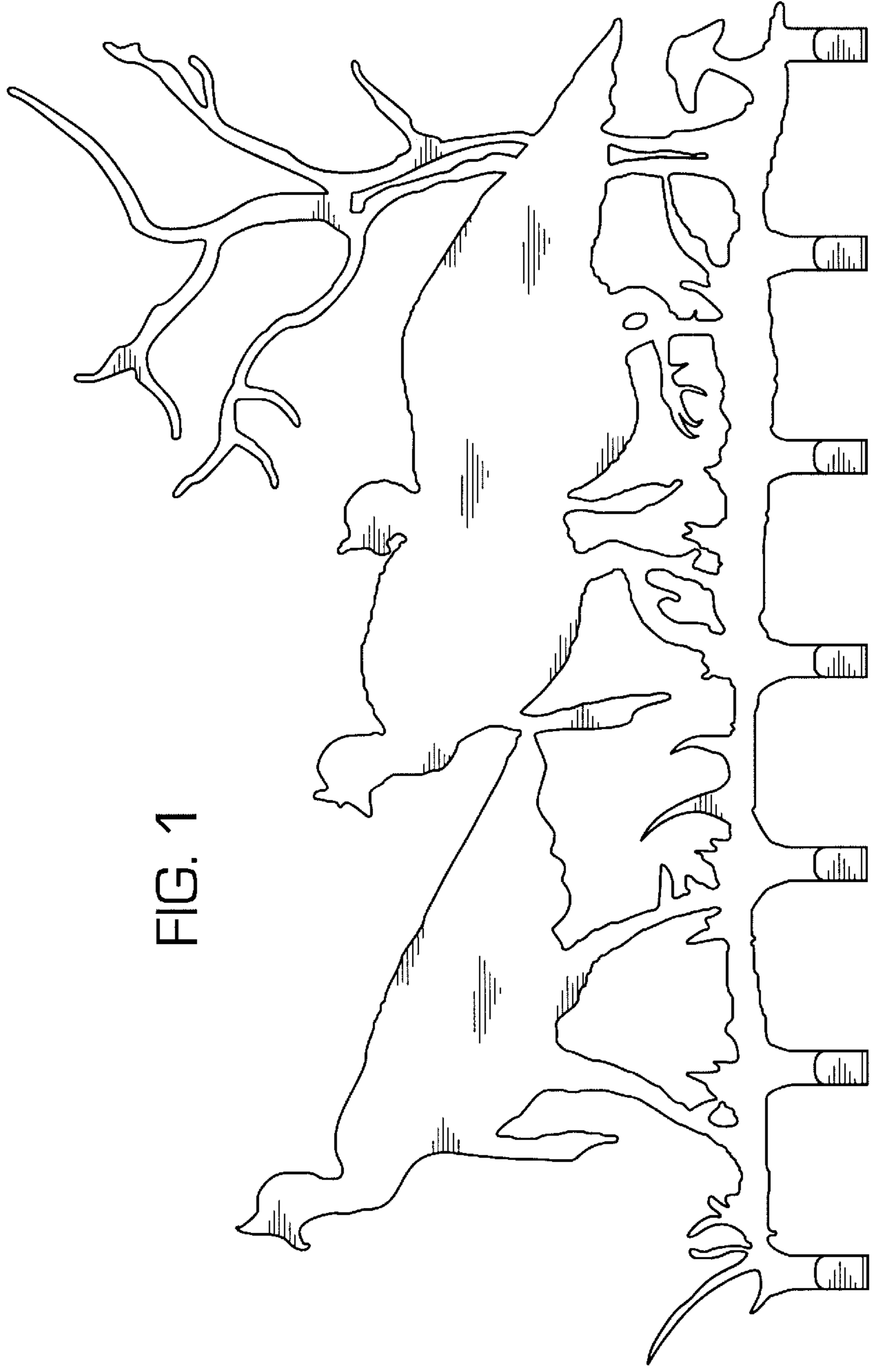


FIG. 2

