



US00D446654B1

(12) **United States Design Patent**  
**Berni**

(10) **Patent No.:** **US D446,654 S**

(45) **Date of Patent:** **\*\* Aug. 21, 2001**

(54) **BROOM**

(75) Inventor: **Nicola Berni**, Luzzara (IT)

(73) Assignee: **Berni Irio e C. S.n.c.**, Luzzara (IT)

(\*\*) Term: **14 Years**

(21) Appl. No.: **29/130,438**

(22) Filed: **Oct. 3, 2000**

(51) **LOC (7) Cl.** ..... **04-01**

(52) **U.S. Cl.** ..... **D4/130; D4/135**

(58) **Field of Search** ..... D4/130, 132, 135,  
D4/199; D32/50; 15/159.1, 160, 171, 175,  
176.1, 176.2, 186, 187, 191.1

(56) **References Cited**

**U.S. PATENT DOCUMENTS**

D. 428,706 \* 8/2000 Thunderchild ..... D4/132  
630,844 \* 8/1899 Barratt ..... 15/160  
3,761,990 \* 10/1973 Lynn ..... 15/160

**FOREIGN PATENT DOCUMENTS**

858749 \* 8/1998 (EP) .

\* cited by examiner

*Primary Examiner*—Alan P. Douglas

*Assistant Examiner*—Lavone Tabor

(74) *Attorney, Agent, or Firm*—Guido Modiano; Albert Josif; Daniel J. O'Byrne

(57) **CLAIM**

The ornamental design for the broom, as shown and described.

**DESCRIPTION**

FIG. 1 is a front perspective view of the broom, showing my new design;

FIG. 2 is a side perspective view thereof, the other side being a mirror image;

FIG. 3 is a perspective view thereof, taken from above;

FIG. 4 is a perspective view thereof, taken from below;

FIG. 5 is a front view thereof, the rear view being a mirror image; and,


FIG. 6 is a plan view thereof, taken from above.

**1 Claim, 4 Drawing Sheets**





*FIG. 1*



*Fig. 2*




FIG. 3

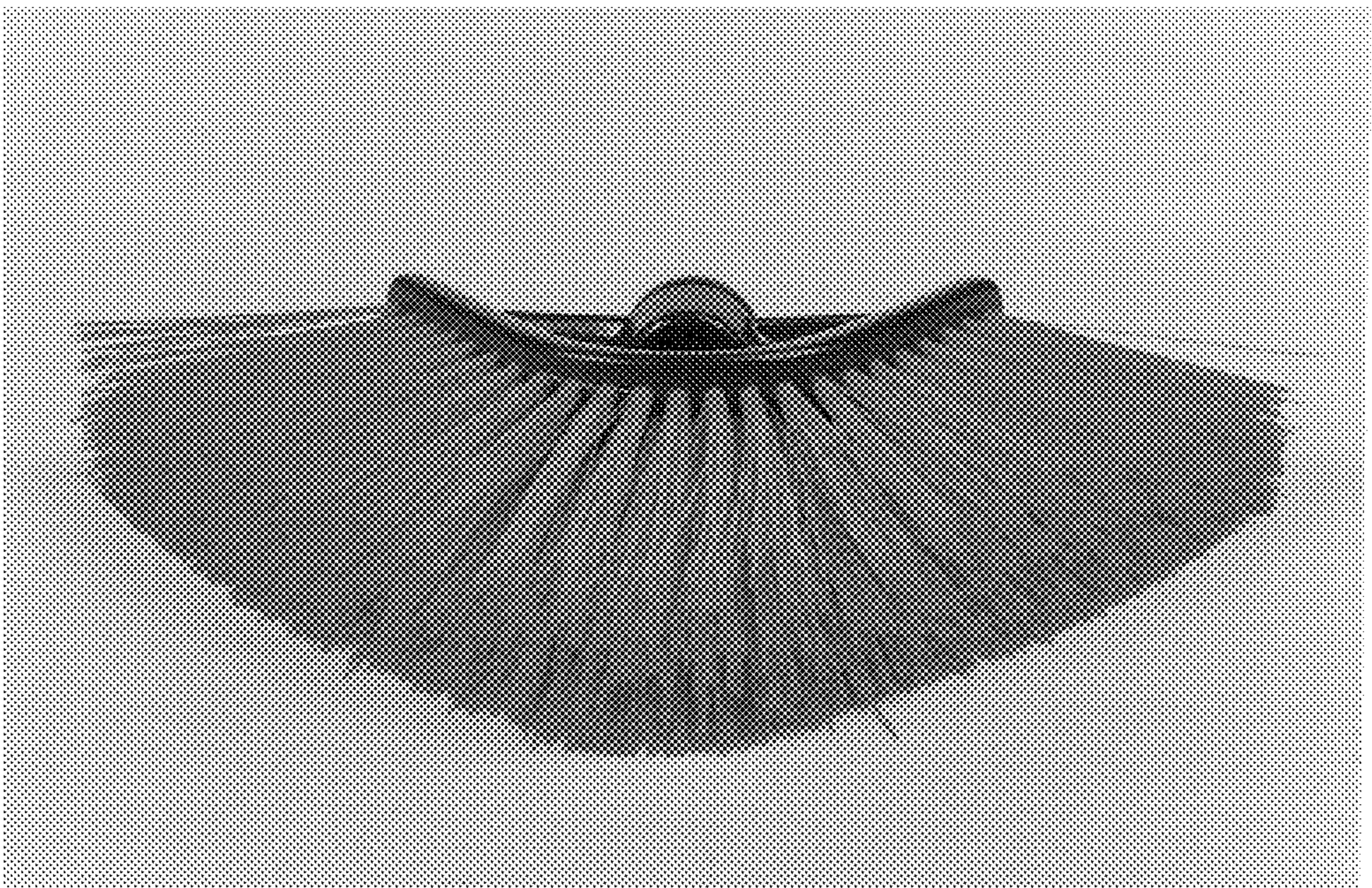




FIG. 4



*FIG. 5*



*FIG. 6*