



US00D446636B1

(12) **United States Design Patent**  
**McClaskie**

(10) **Patent No.: US D446,636 S**

(45) **Date of Patent: \*\* Aug. 21, 2001**

(54) **SHOE SOLE**

(75) **Inventor: Thomas E. McClaskie, Bethlehem, PA (US)**

(73) **Assignee: Columbia Insurance Company, Omaha, NE (US)**

(\*\*) **Term: 14 Years**

(21) **Appl. No.: 29/133,298**

(22) **Filed: Nov. 28, 2000**

(51) **LOC (7) Cl. .... 02-04**

(52) **U.S. Cl. .... D2/957; D2/951; D2/952; D2/953**

(58) **Field of Search** ..... D2/760, 902, 904, D2/908, 909, 911, 914, 916, 920, 946-948, 951-962, 964, 972, 977; D12/147; 36/22 R, 24.5, 25 A, 25 R, 28, 29, 32 R, 43, 59 C, 59 R, 102, 103, 129, 134, 149

(56) **References Cited**

**U.S. PATENT DOCUMENTS**

- D. 80,875 \* 4/1930 Bannister .
- D. 240,340 \* 6/1976 Askew .
- D. 284,902 \* 8/1986 Lindh ..... D2/952
- D. 290,184 \* 6/1987 Boswell ..... D2/957
- D. 316,773 \* 5/1991 Valle ..... D2/953
- D. 322,157 \* 12/1991 Issler ..... D2/957
- D. 322,882 \* 1/1992 Botella ..... D2/952
- D. 325,807 \* 5/1992 Austin ..... D2/952
- D. 329,131 \* 9/1992 Ostberg ..... D2/953
- D. 374,338 \* 10/1996 Chuang ..... D2/961
- D. 375,615 \* 11/1996 McDonald ..... D2/916

- D. 376,896 \* 12/1996 O'Rorke ..... D2/953
- D. 385,390 \* 10/1997 Liou ..... D2/953
- D. 405,943 \* 2/1999 Merceron ..... D2/957
- D. 416,669 \* 11/1999 Parr et al. .... D2/954
- D. 427,758 \* 7/2000 Schneider ..... D2/959
- D. 433,556 \* 11/2000 Merceron ..... D2/952
- D. 433,792 \* 11/2000 Cockrell ..... D2/959
- D. 434,207 \* 11/2000 Issler et al. .... D2/952

\* cited by examiner

*Primary Examiner*—Celia Murphy

(74) *Attorney, Agent, or Firm*—Fish & Richardson P.C.

(57) **CLAIM**

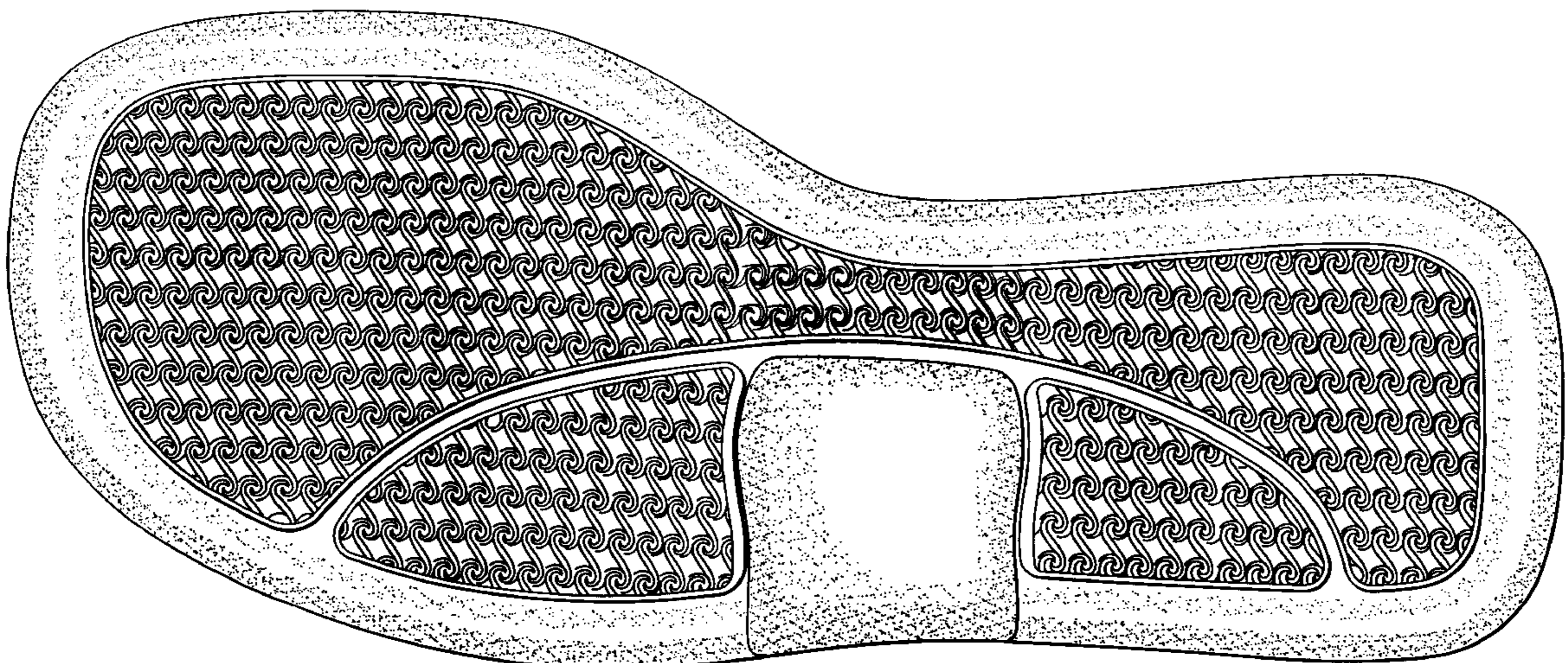
The ornamental design for a shoe sole, as shown and described.

**DESCRIPTION**

FIG. 1 is a perspective view of a shoe sole showing my new design;  
 FIG. 2 is a bottom plan view thereof;  
 FIG. 3 illustrates a bottom view of the shoe sole design of FIG. 1;  
 FIG. 4 illustrates a left side view of the shoe sole design of FIG. 1;  
 FIG. 5 illustrates a right side view of the shoe sole design of FIG. 1;  
 FIG. 6 illustrates a front view of the shoe sole design of FIG. 1; and,  
 FIG. 7 illustrates a back view of the shoe sole design of FIG. 1.

The portion of the top surface which is left unshaded, is not part of the claimed design.

**1 Claim, 5 Drawing Sheets**





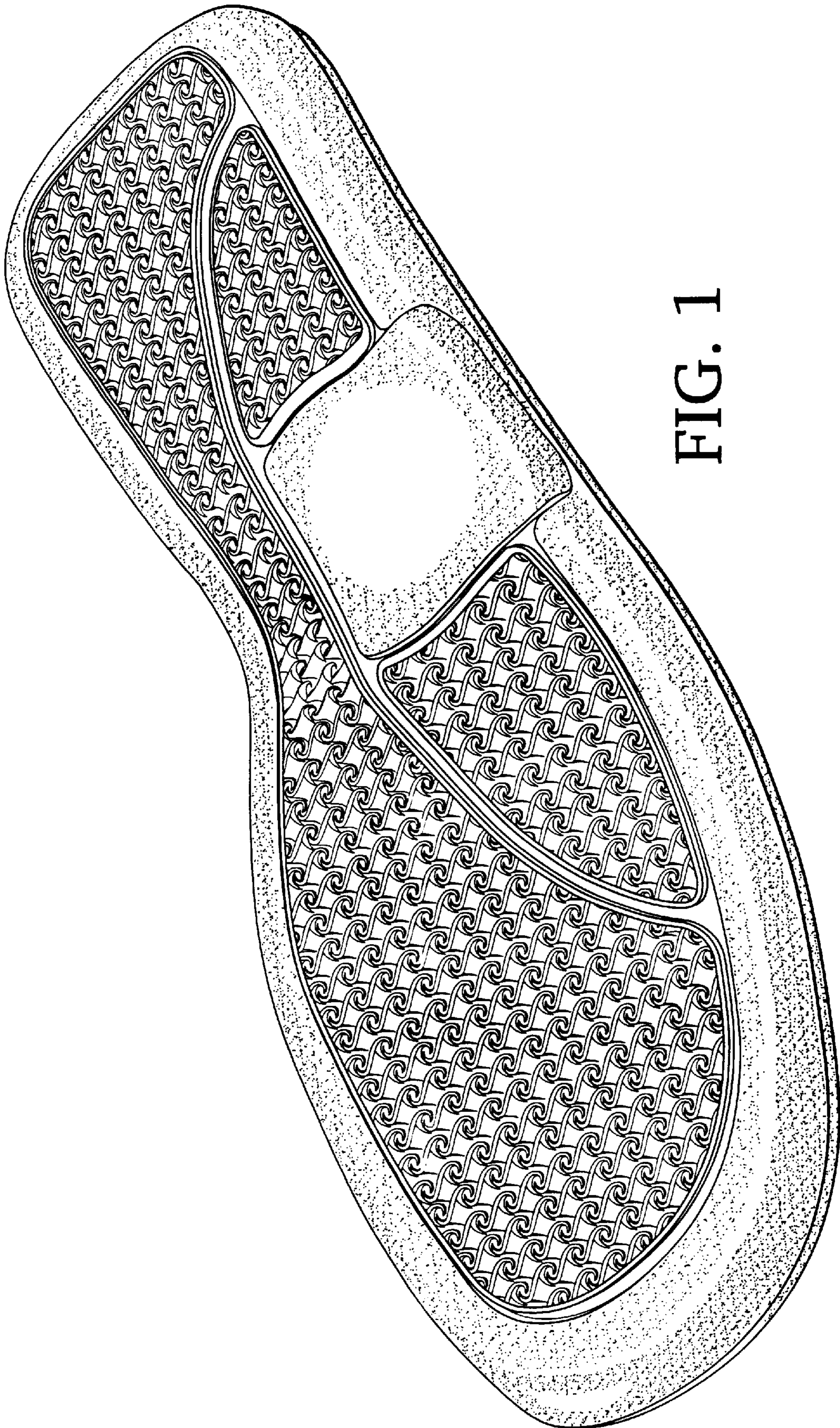


FIG. 1



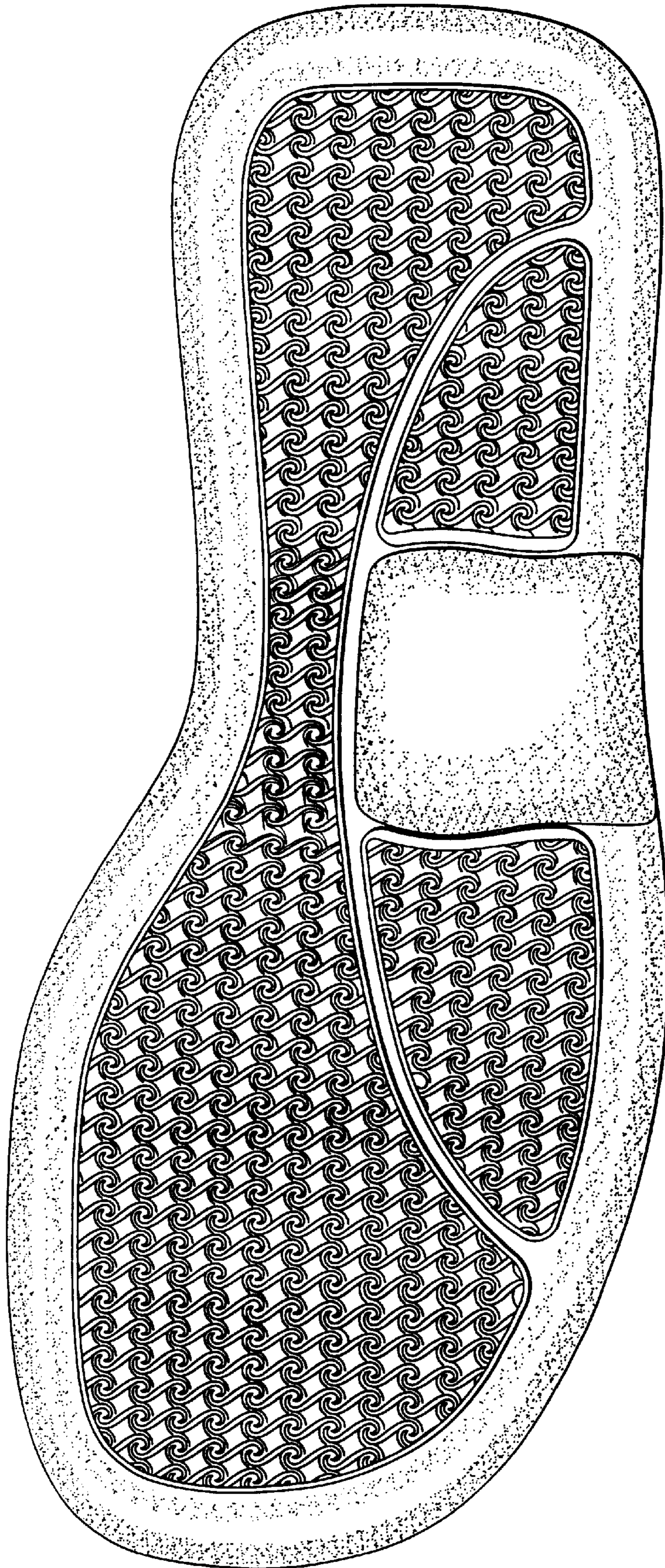


FIG. 2

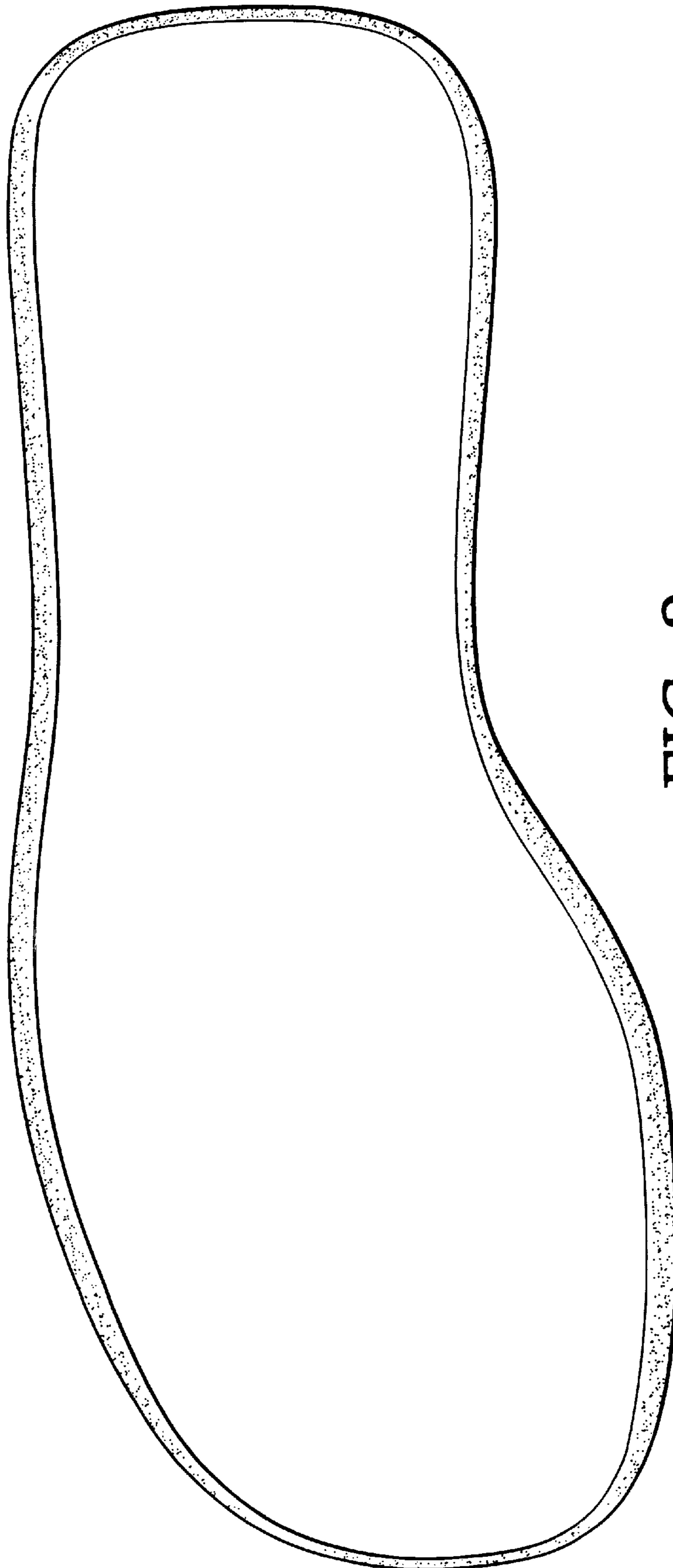


FIG. 3



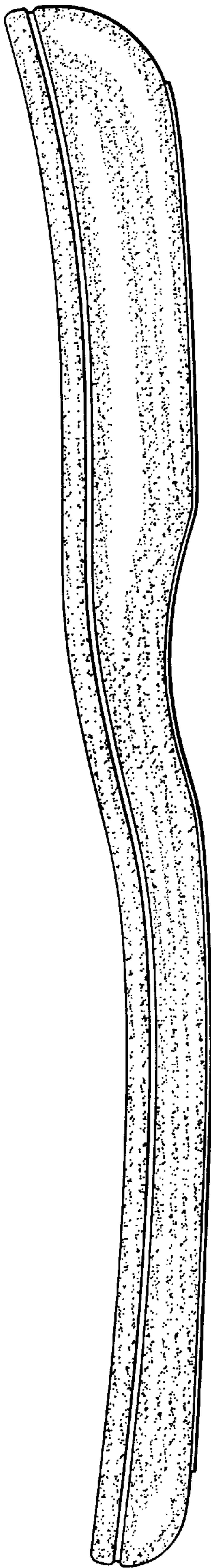


FIG. 4

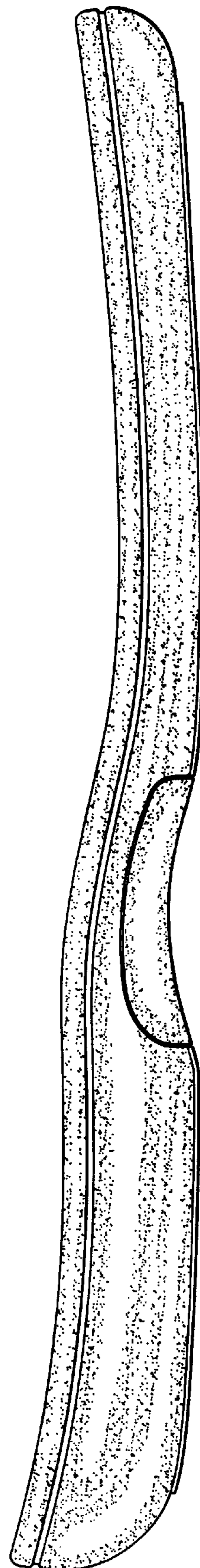


FIG. 5

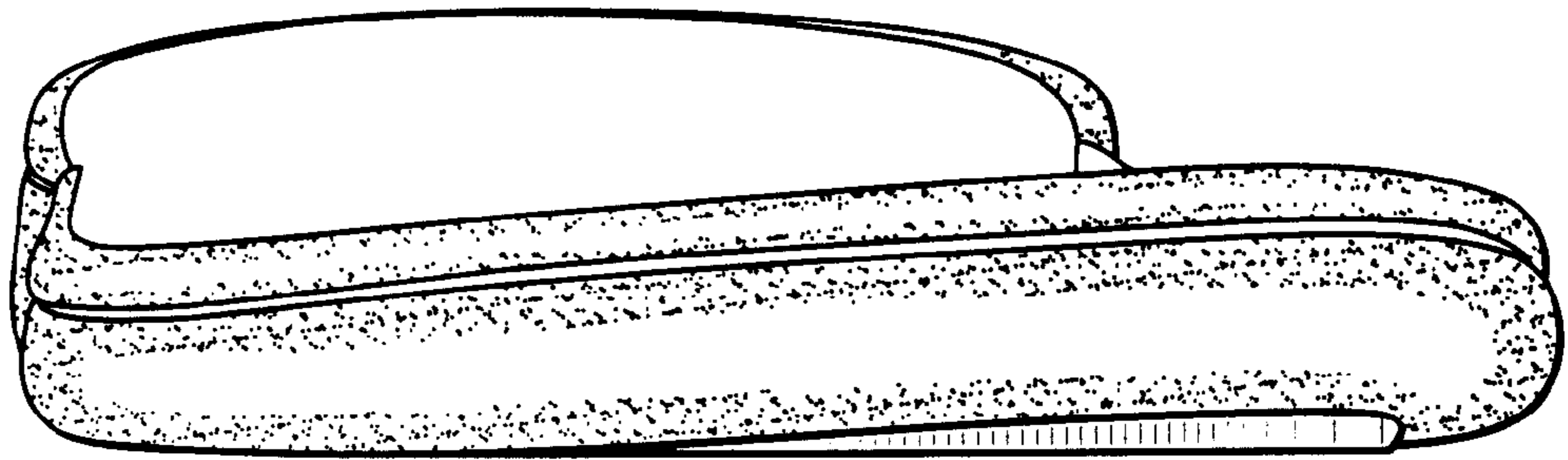


FIG. 6

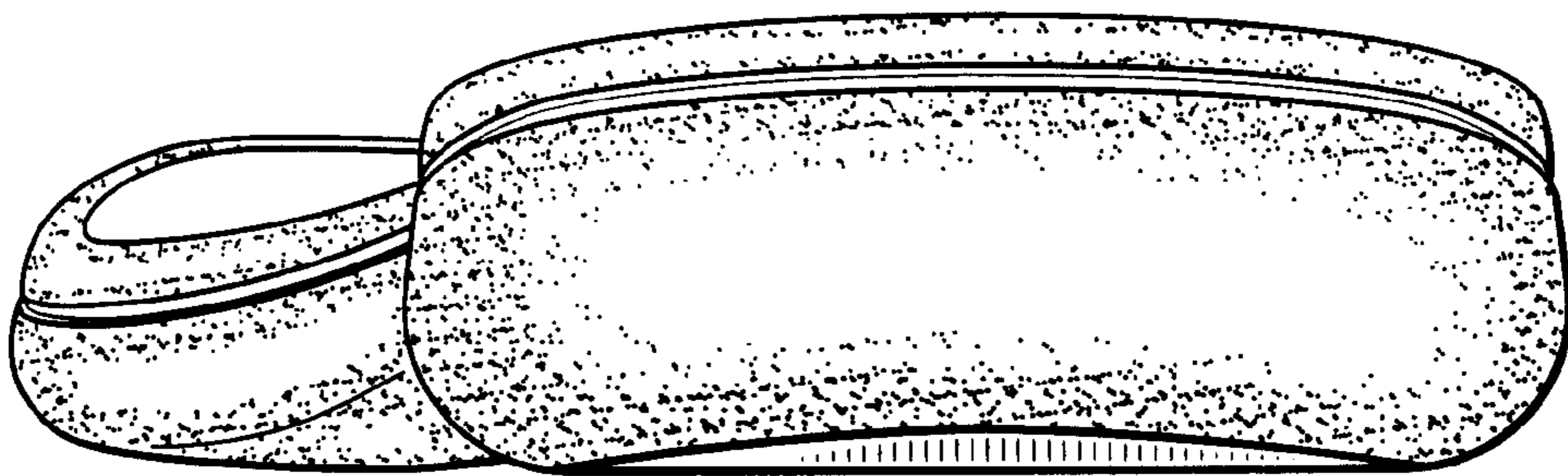


FIG. 7