



US00D446614B1

(12) **United States Design Patent** (10) **Patent No.:** **US D446,614 S**
Alford et al. (45) **Date of Patent:** **** Aug. 14, 2001**

(54) **VACUUM CLEANER DIRT RECEPTACLE**

OTHER PUBLICATIONS

(75) Inventors: **William G. Alford**, North Canton;
Greg A. Bilek, Doylestown; **Ronald J. Stephens**, Rittman, all of OH (US)

Photograph of Kenmore Destiny Plus (Fantom Thunder Model F-900)

(73) Assignee: **The Hoover Company**, North Canton, OH (US)

Photograph of Fantom Furry Model FY51 00.

Photograph of Fantom Cyclone XT Model XT56 00,

(**) Term: **14 Years**

Photograph of Eureka Whirlwind Model 4480.

Photographs of SanyoDirt Hunter Model SC B1230.

Photographs of Eureka Power System With Cyclone Cassette UK Model 1720.

(21) Appl. No.: **29/119,638**

Photographs of Royal Vision Model 086900.

(22) Filed: **Mar. 3, 2000**

* cited by examiner

(51) **LOC (7) Cl.** **15-05**

Primary Examiner—Mitchell Siegel

(52) **U.S. Cl.** **D32/30**

(74) *Attorney, Agent, or Firm*—A. Burgess Lowe

(58) **Field of Search** D32/25, 30-32;
15/347, 353; 55/342, 345, 429, 436, 472,
459

(57) **CLAIM**

The ornamental design of a vacuum cleaner dirt receptacle, as shown and described.

(56) **References Cited**

DESCRIPTION

U.S. PATENT DOCUMENTS

D. 305,269	12/1989	Dyson	D32/22
D. 309,203	7/1990	Goodrich	D32/22
D. 343,707	1/1994	Dyson	D32/22
D. 365,669	12/1995	Piccaluga et al.	D32/22
D. 375,820	11/1996	Piccaluga et al.	D32/22
D. 401,873 *	4/1999	Burchard et al.	D32/31
D. 407,870 *	4/1999	Pappas	D32/25
D. 407,875 *	4/1999	Burchard et al.	D32/31
D. 433,201 *	10/2000	Wright et al.	D32/30

FIG. 1 is a front elevational view of a vacuum cleaner dirt receptacle showing our new design;

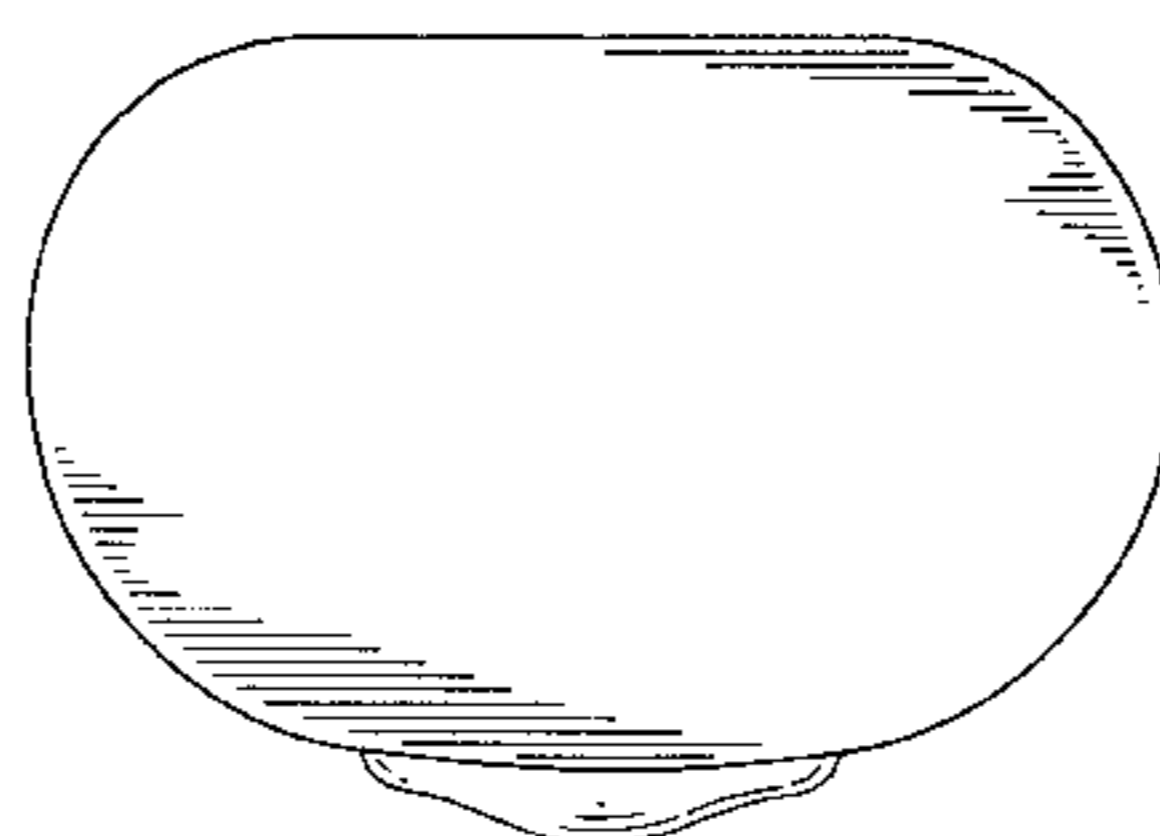

FIG. 2 is a top view thereof;

FIG. 3 is a right side elevational view thereof, the left side elevational view being a mirror image;

FIG. 4 is a bottom view thereof; and,

FIG. 5 is a rear elevational view thereof.

1 Claim, 3 Drawing Sheets



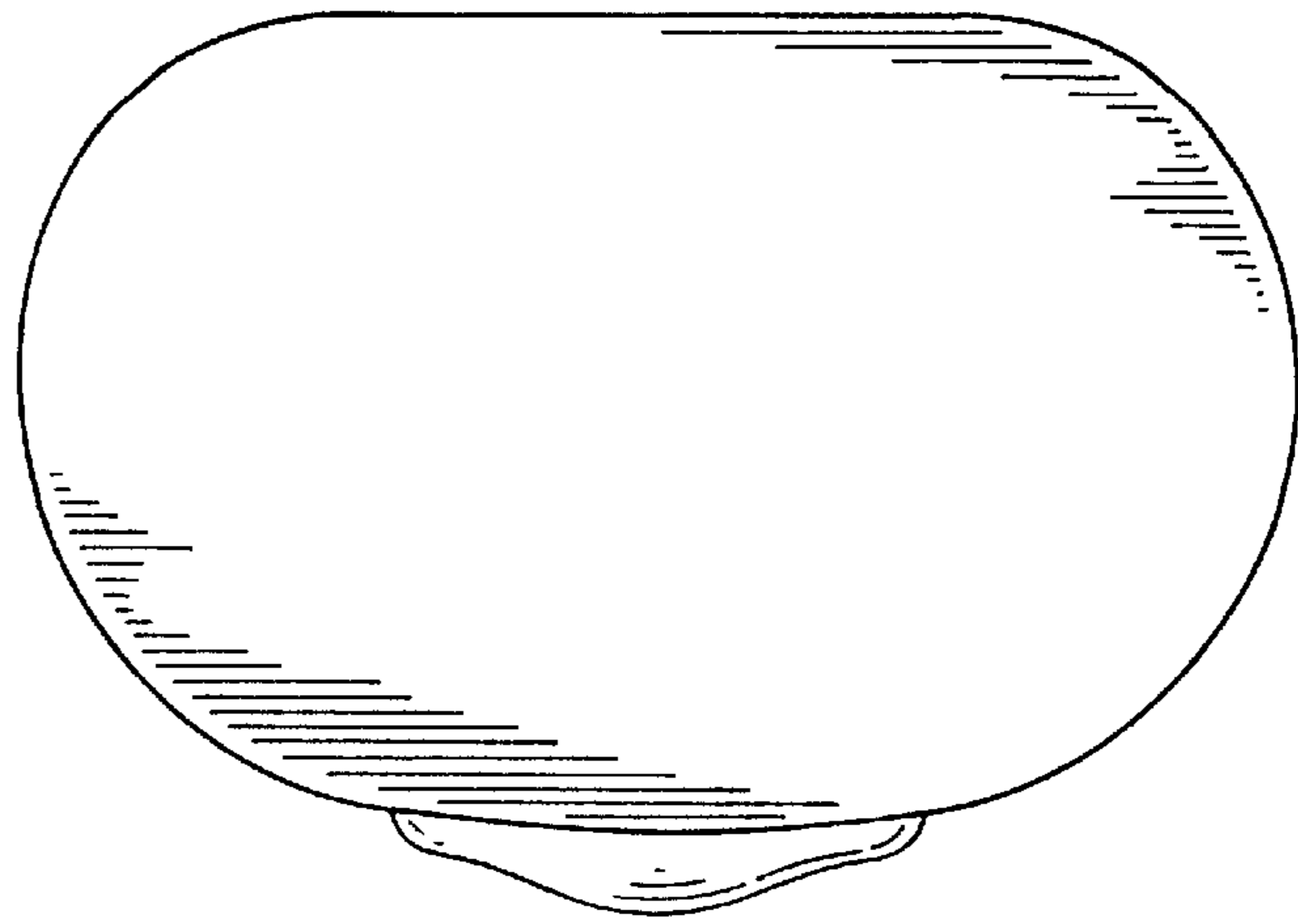


FIG.-2

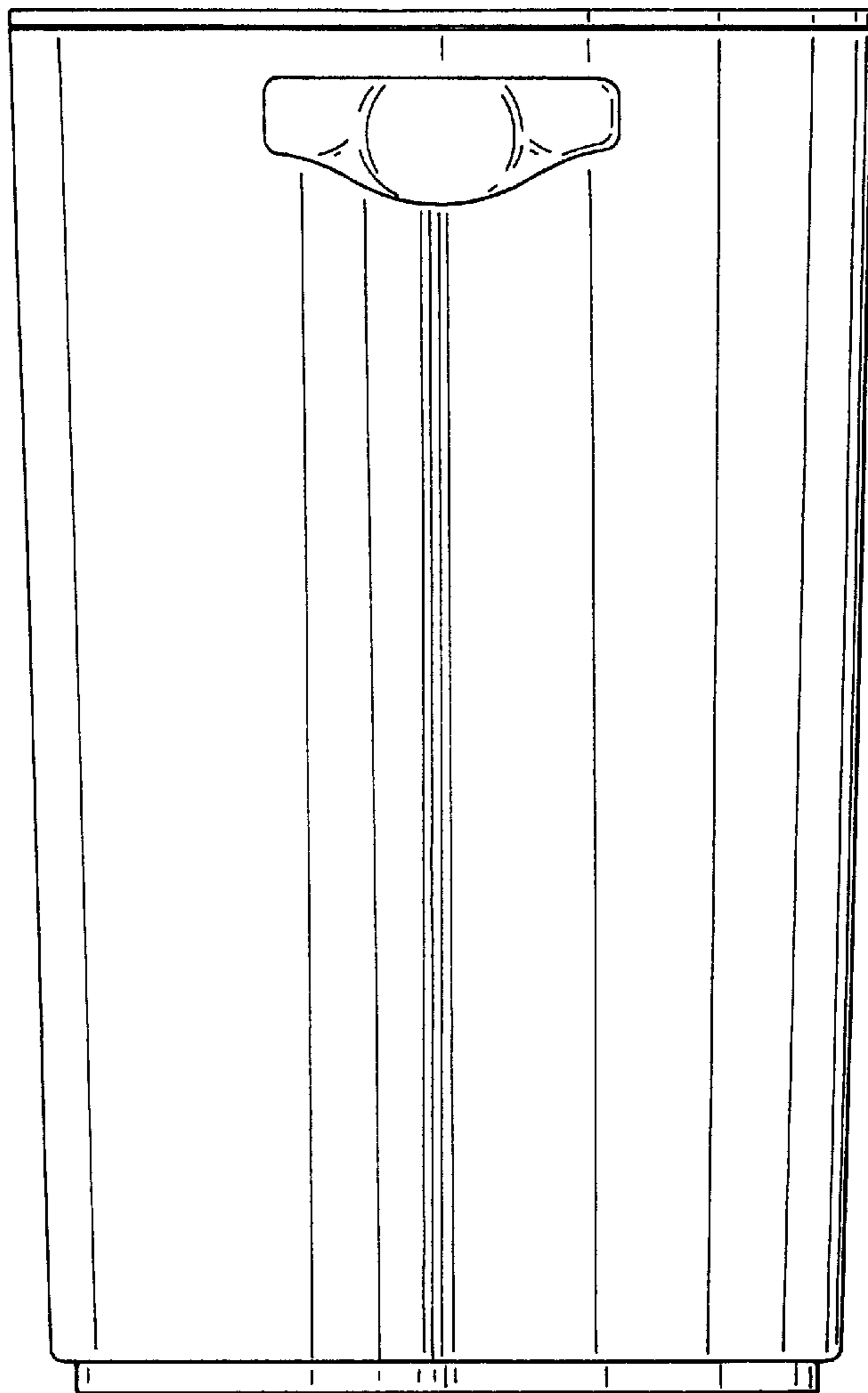


FIG.-1




FIG. - 3

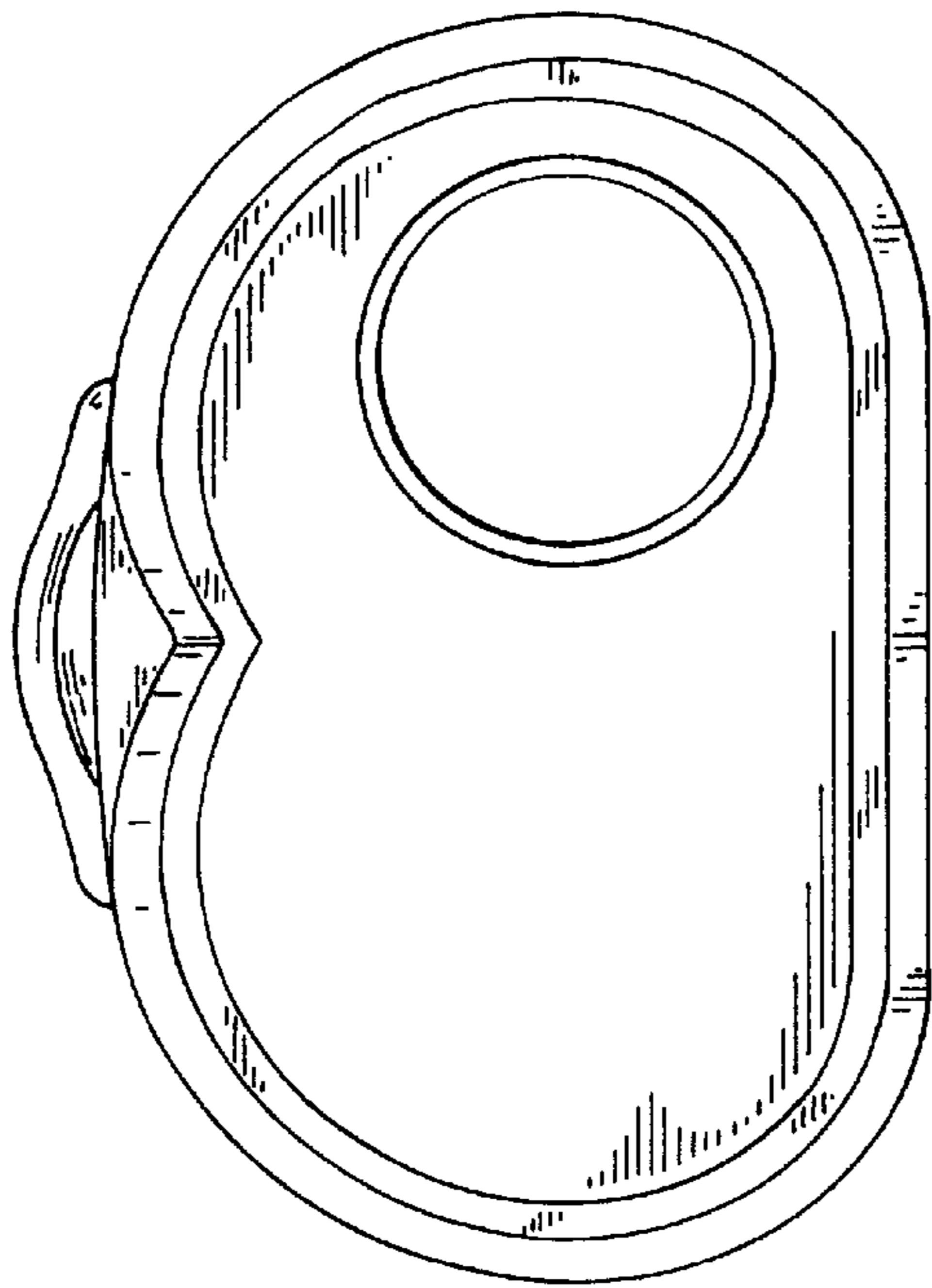


FIG. - 4

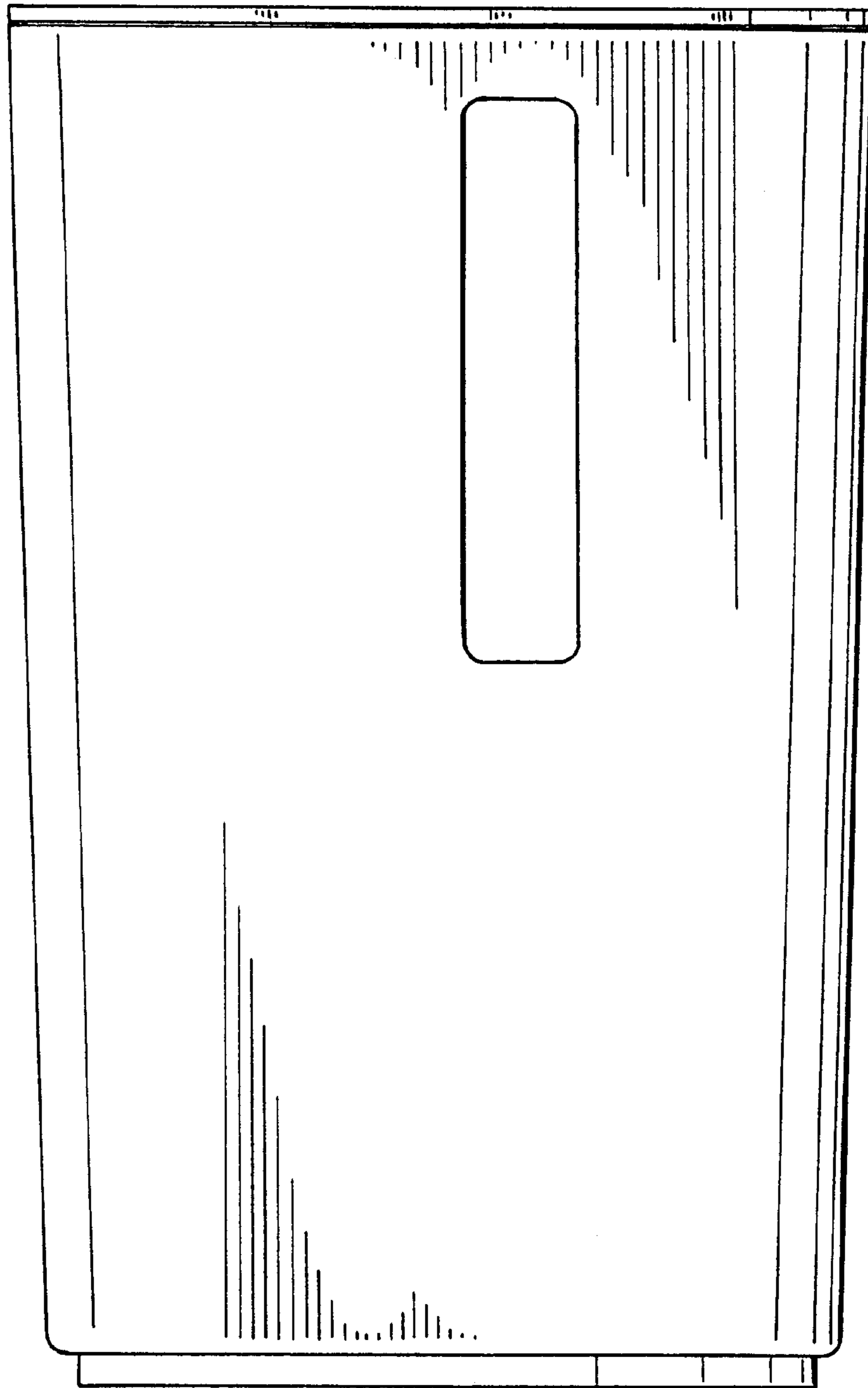


FIG.-5