



US00D446612B1

(12) **United States Design Patent**
Köhler

(10) **Patent No.:** **US D446,612 S**

(45) **Date of Patent:** **** Aug. 14, 2001**

(54) **COMBINED WET/DRY VACUUM CLEANER**

(75) **Inventor:** **Bernd Köhler, Hanau-Steinheim (DE)**

(73) **Assignee:** **Rowenta-Werke GmbH, Offenbach (DE)**

(**) **Term:** **14 Years**

(21) **Appl. No.:** **29/110,769**

(22) **Filed:** **Sep. 13, 1999**

(30) **Foreign Application Priority Data**

Mar. 19, 1999 (DE) 4 99 02 985

(51) **LOC (7) Cl.** **15-05**

(52) **U.S. Cl.** **D32/21**

(58) **Field of Search** D32/17-18, 21,
D32/31; D28/12; 219/222; 15/320, 329,
344, 352-353, 327.1, 327.2, 327.3, 327.4,
327.6, 327.7; 38/77.1, 77.5; 68/222; 392/404,
405; 601/6

(56) **References Cited**

U.S. PATENT DOCUMENTS

D. 318,543 * 7/1991 Shero D32/23
D. 338,292 * 8/1993 Schmitz et al. D32/21

D. 343,706 * 1/1994 Gurstein D32/21
D. 364,947 * 12/1995 Kent et al. D32/22
D. 420,473 * 2/2000 Shero D32/16
D. 422,386 * 4/2000 Jaros et al. D32/21

* cited by examiner

Primary Examiner—Ruth McInroy

(74) *Attorney, Agent, or Firm*—Cohen, Pontani, Lieberman & Pavane

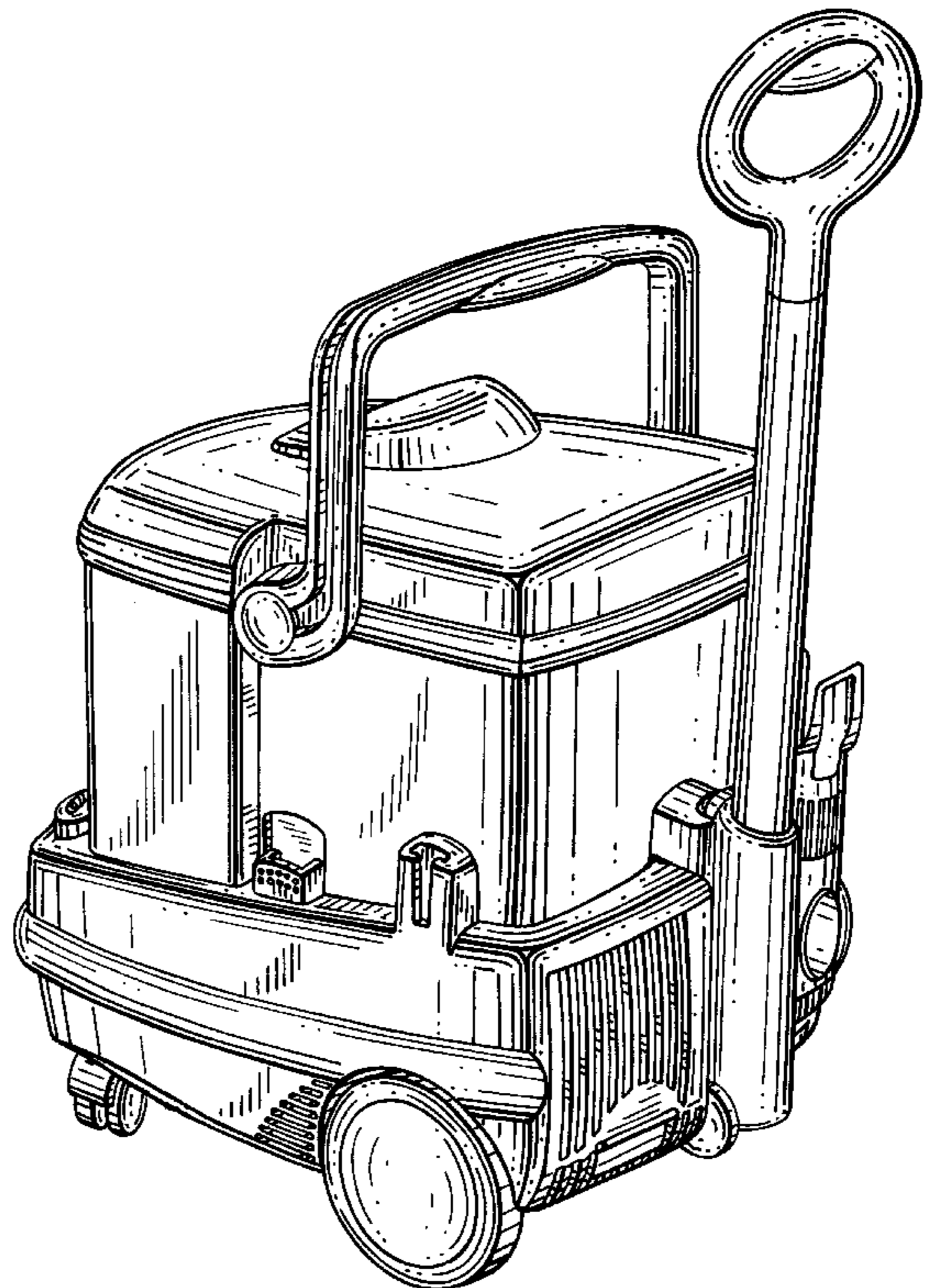

(57) **CLAIM**

The ornamental design for a combined wet/dry vacuum cleaner, as shown.

DESCRIPTION

FIG. 1 is a top, front and left side perspective view of a combined wet/dry vacuum cleaner showing my new design with the handle in a raised position;
FIG. 2 is a front perspective view thereof;
FIG. 3 is a perspective view thereof with the handle in a lowered position; and,
FIG. 4 is a top, rear and right side perspective view thereof.
The rear portion of the article not completely shown in the drawings or described in the specification forms no part of the claimed design.

1 Claim, 4 Drawing Sheets






FIG. 1




FIG. 2

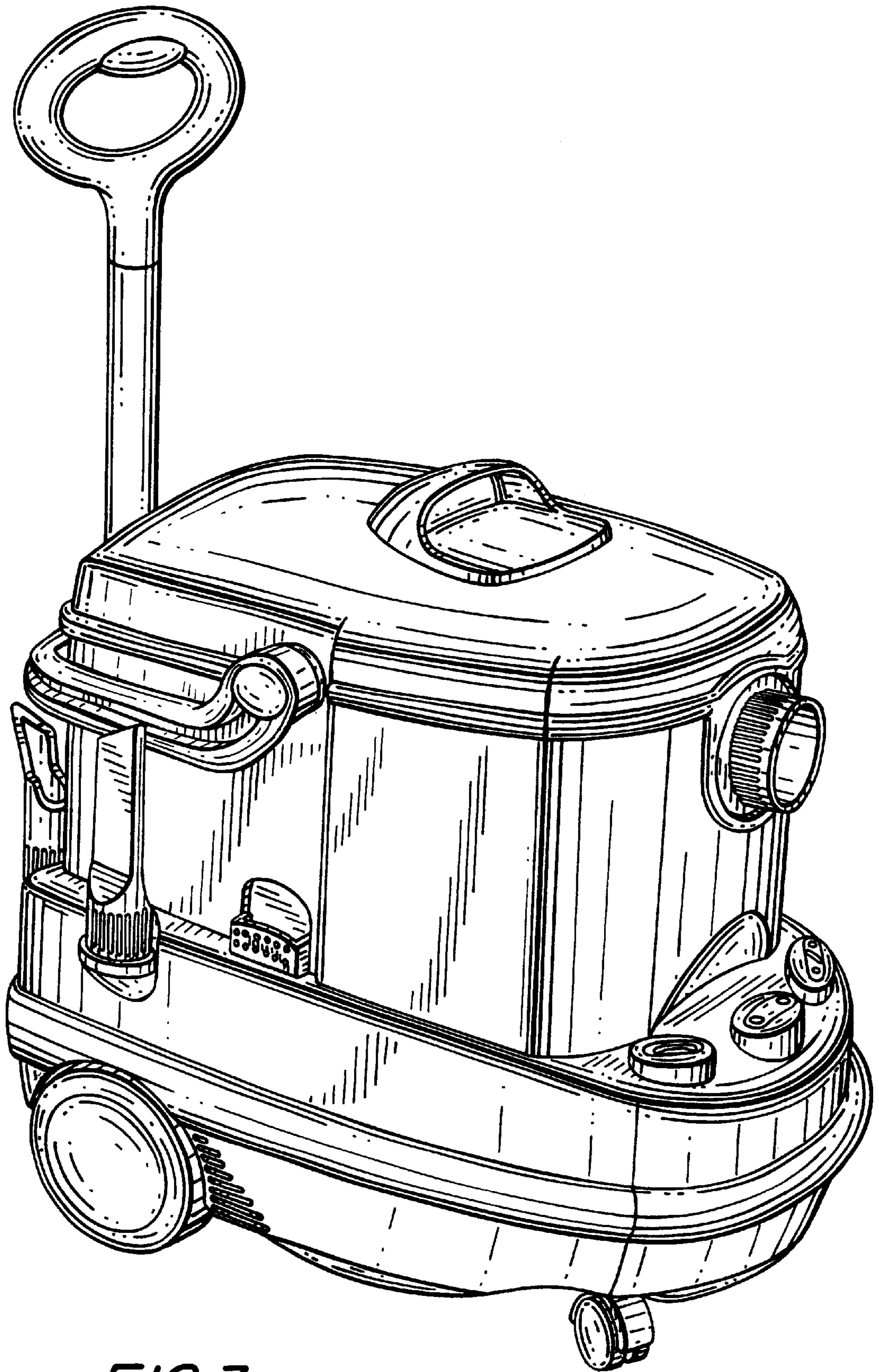


FIG. 3

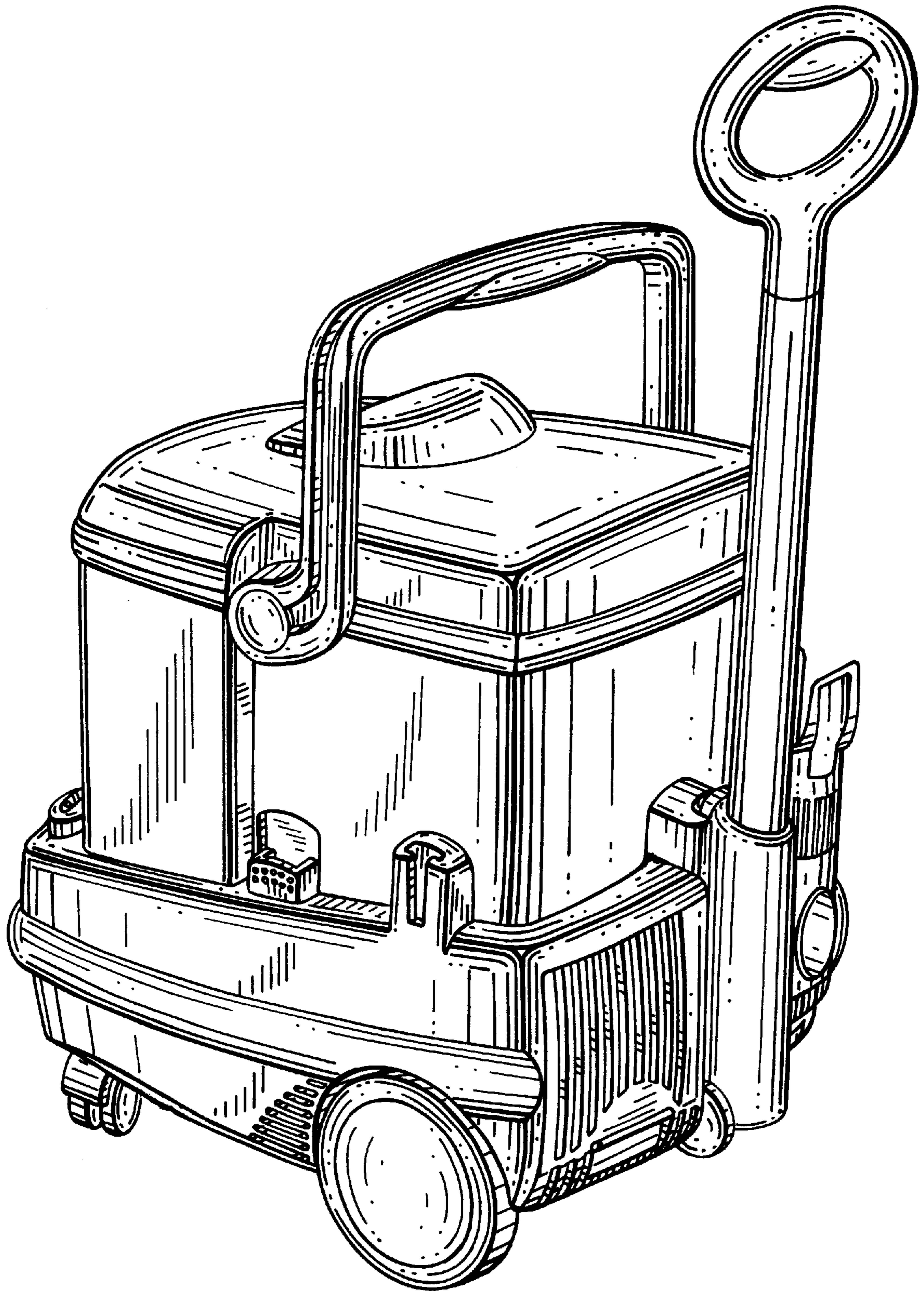


FIG. 4