



US00D446610B1

(12) **United States Design Patent**
Rosenberg

(10) **Patent No.:** **US D446,610 S**

(45) **Date of Patent:** **** Aug. 14, 2001**

(54) **GOLF GLOVE**

3,740,766 6/1973 Kobylarz .
6,205,588 * 3/2001 Shin 2/161.4

(76) Inventor: **Alfred Rosenberg**, 10153 NW. 17th St.,
Coral Springs, FL (US) 33071

* cited by examiner

(**) Term: **14 Years**

Primary Examiner—Louis S. Zarfaz
Assistant Examiner—Robert A. Delehanty
(74) *Attorney, Agent, or Firm*—Stearns, Weaver, Miller,
Weissler, Alhadef & Sitterson, P.A.

(21) Appl. No.: **29/123,126**

(22) Filed: **May 11, 2000**

(57) **CLAIM**

(51) **LOC (7) Cl.** **29-02**

The ornamental design for a golf glove, as shown and described.

(52) **U.S. Cl.** **D29/116.2**

(58) **Field of Search** D2/616-621, 623;
D29/113, 116.2, 117.1, 117.2, 123; D24/190;
2/16-20, 159-162, 170, 907, 910, 917;
D11/2, 44, 48, 81, 95, 99, 171, 181, 200-201,
222-223, 228

DESCRIPTION

FIG. 1 is a top plan view of a golf glove with connectedly sewn 4th and 5th fingers according to the present invention to assist in maintaining a united grip at the top of the back swing;

(56) **References Cited**

U.S. PATENT DOCUMENTS

| | | | | | |
|------------|---|--------|----------|-------|-----------|
| D. 129,130 | * | 8/1941 | Reynolds | | D11/201 |
| D. 303,167 | * | 8/1989 | Giambazi | | D29/116.2 |
| D. 323,911 | * | 2/1992 | Dunn | | D29/116.2 |
| D. 359,257 | * | 6/1995 | Miller | | D11/223 |
| D. 371,640 | * | 7/1996 | Boone | | D29/116.2 |
| 1,072,560 | | 9/1913 | Baskin | . | |
| 2,079,261 | | 5/1937 | Pardoe | . | |
| 2,083,604 | | 6/1937 | Hay | . | |
| 2,751,598 | | 6/1956 | Romeo | . | |
| 2,928,102 | | 3/1960 | Canausa | . | |
| 3,430,265 | * | 3/1969 | Mazza | | D2/619 X |

FIG. 2 is a bottom or palm view thereof;

FIG. 3 is a right side view thereof;

FIG. 4 is a left side view thereof;

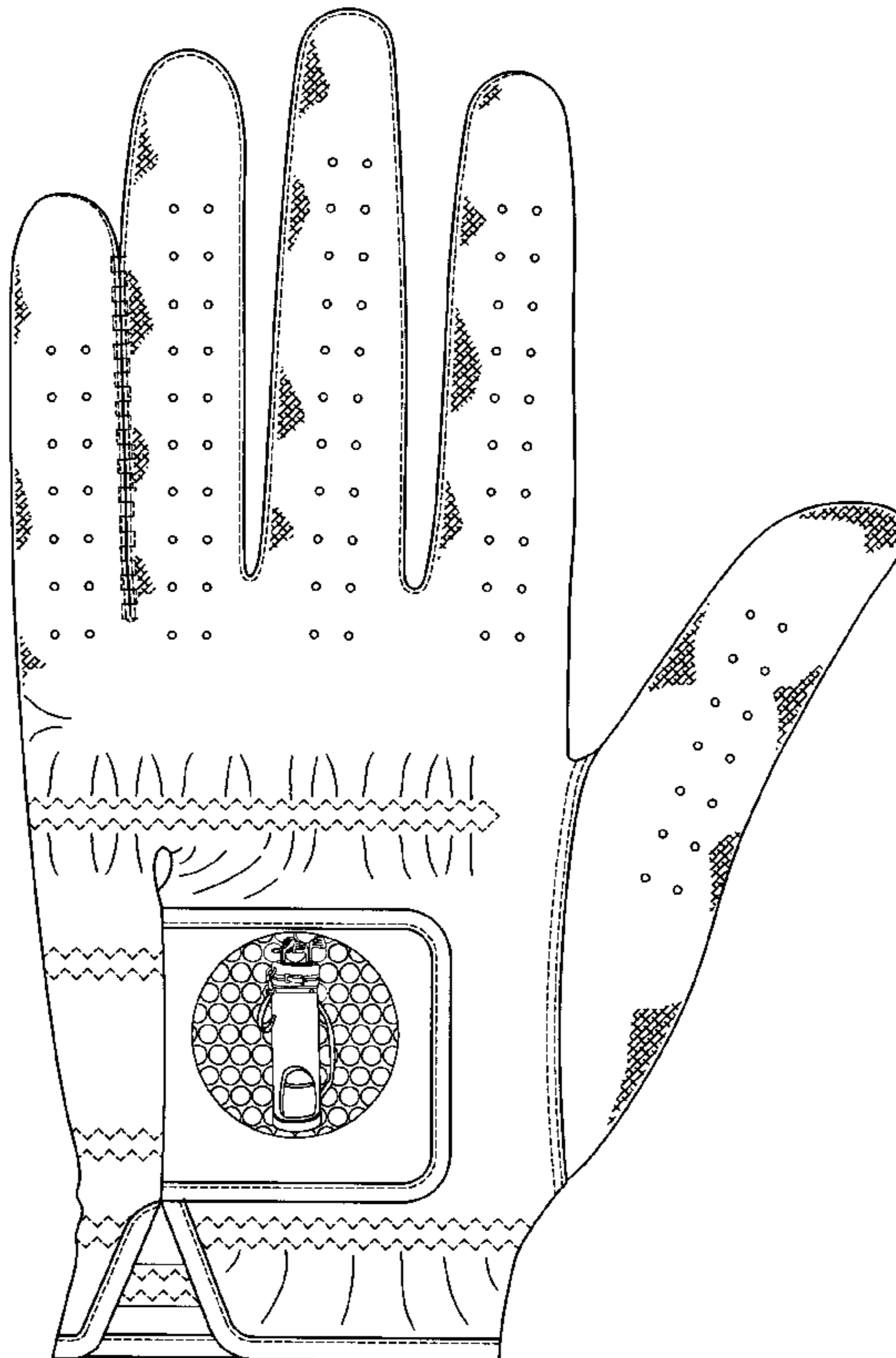
FIG. 5 is a rear view thereof; and,

FIG. 6 is a front view thereof.

The broken lines on the glove are understood to represent stitching.

The fragmentary crosshatched pattern shown in the drawing is understood to represent fabric and is repeated uniformly throughout the areas shown.

1 Claim, 4 Drawing Sheets



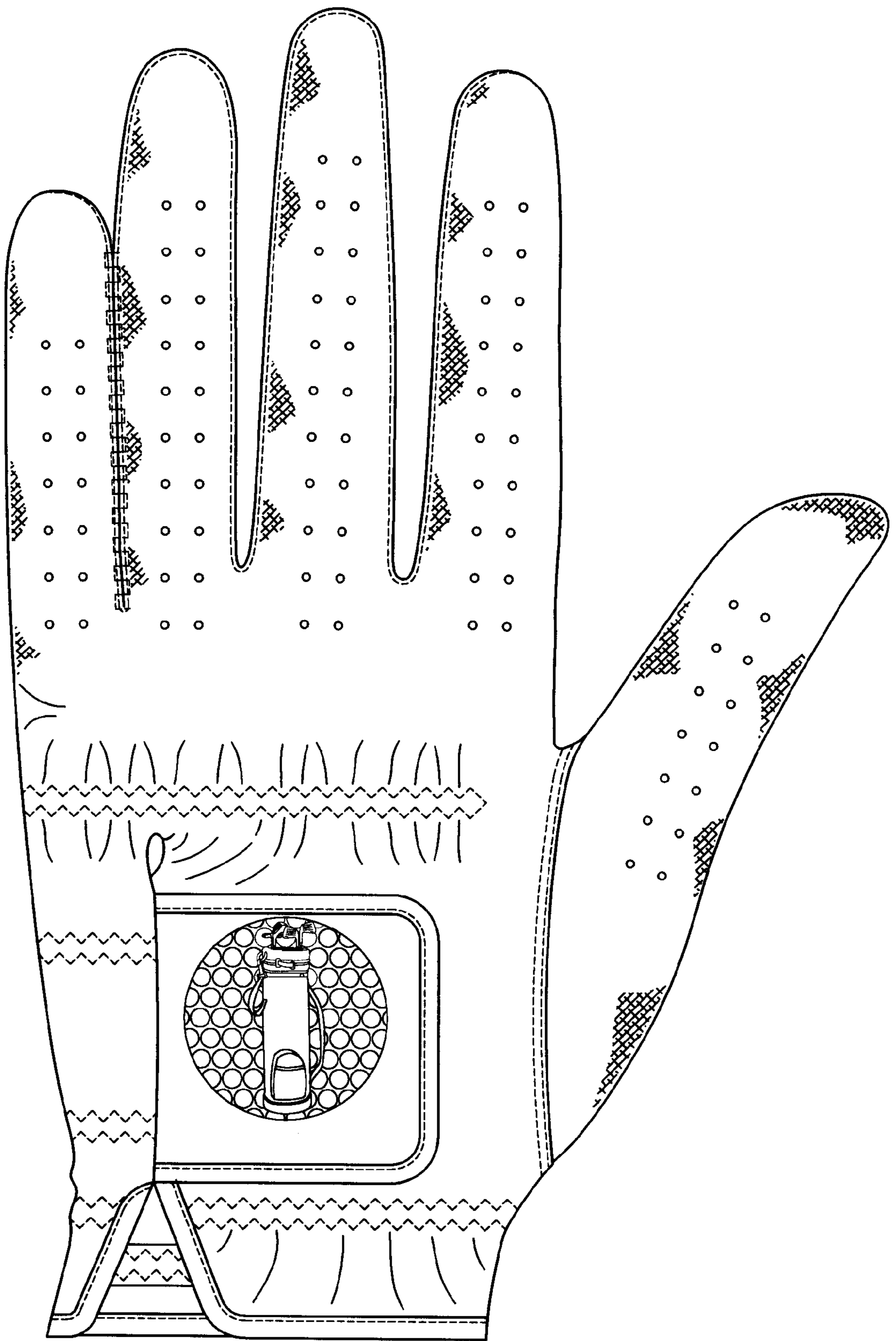


FIG. 1

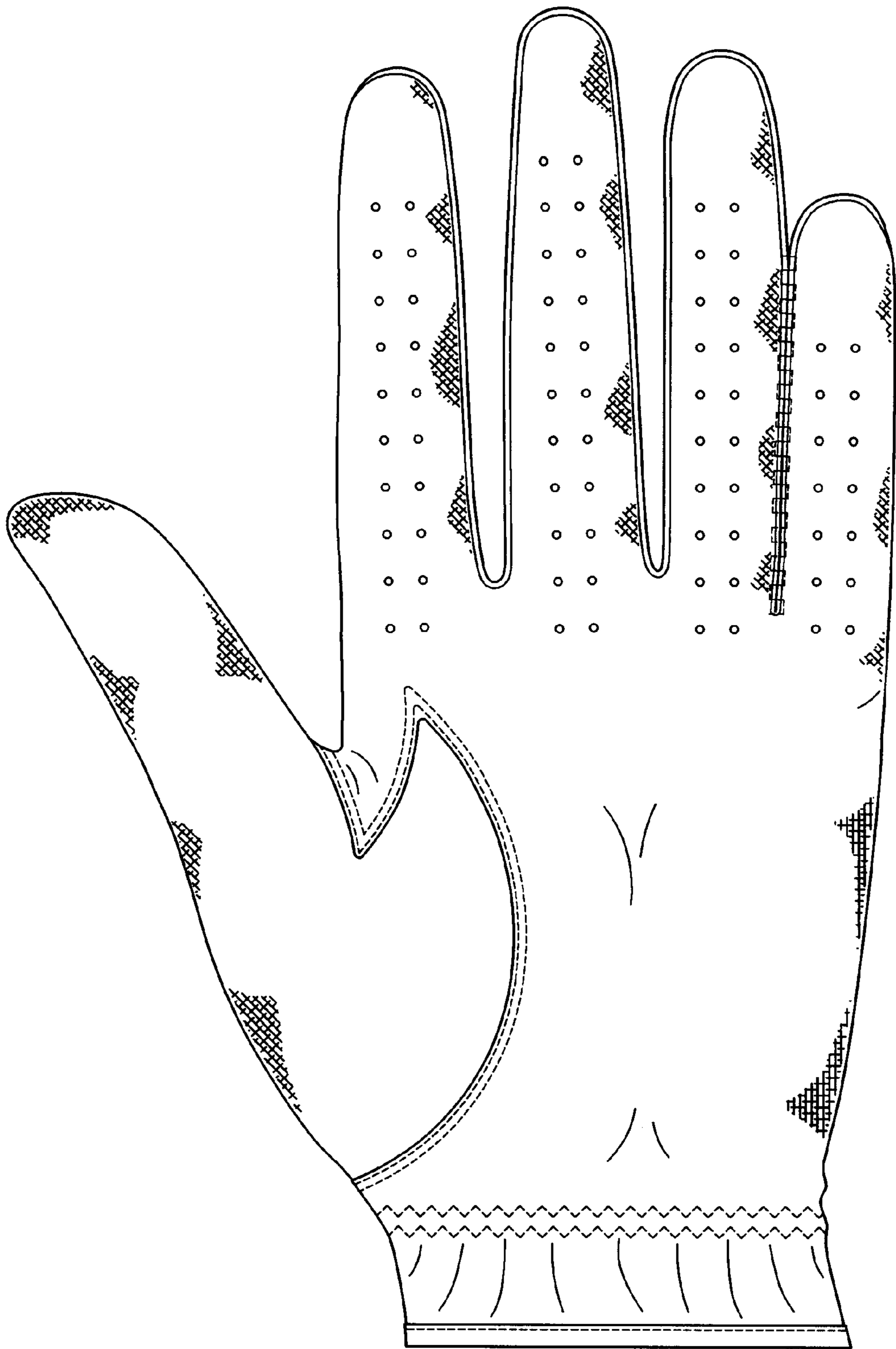


FIG. 2

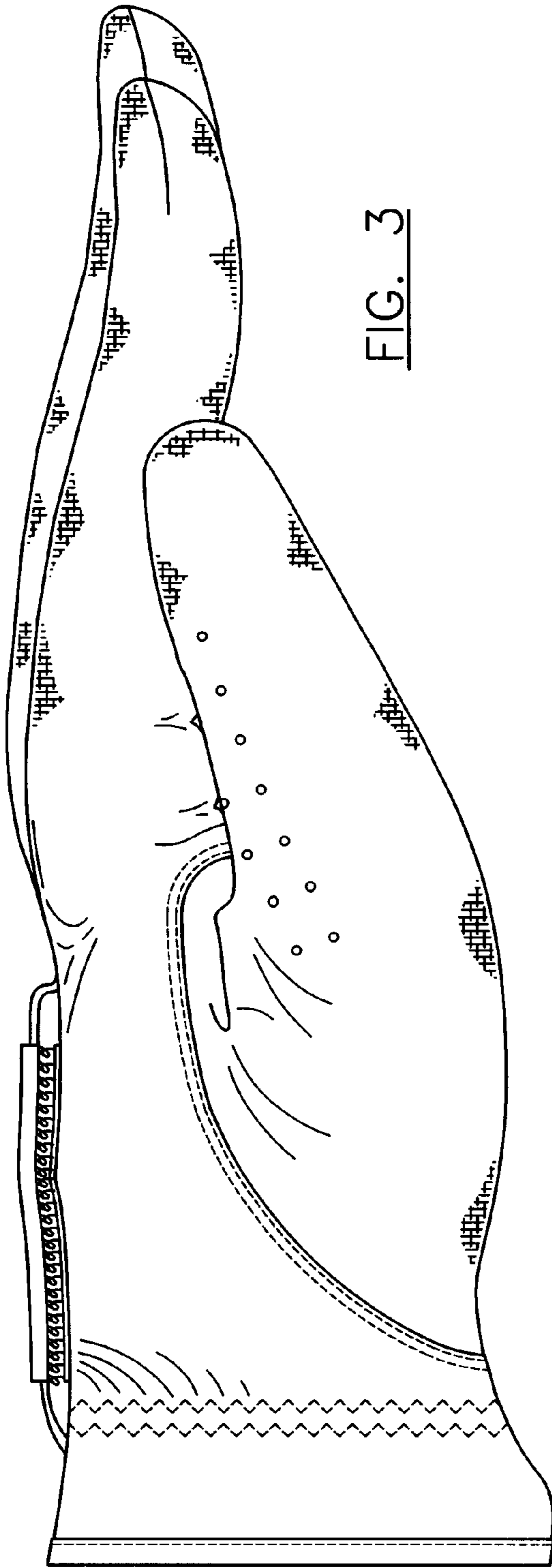


FIG. 3

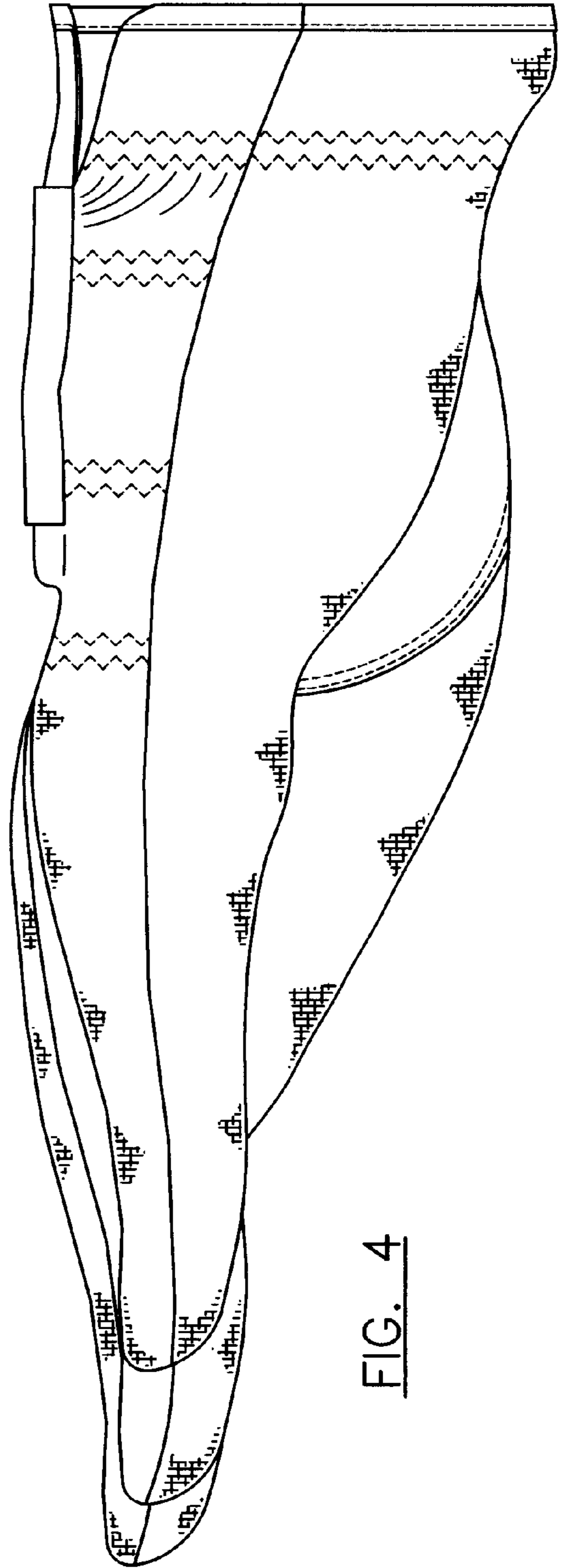


FIG. 4

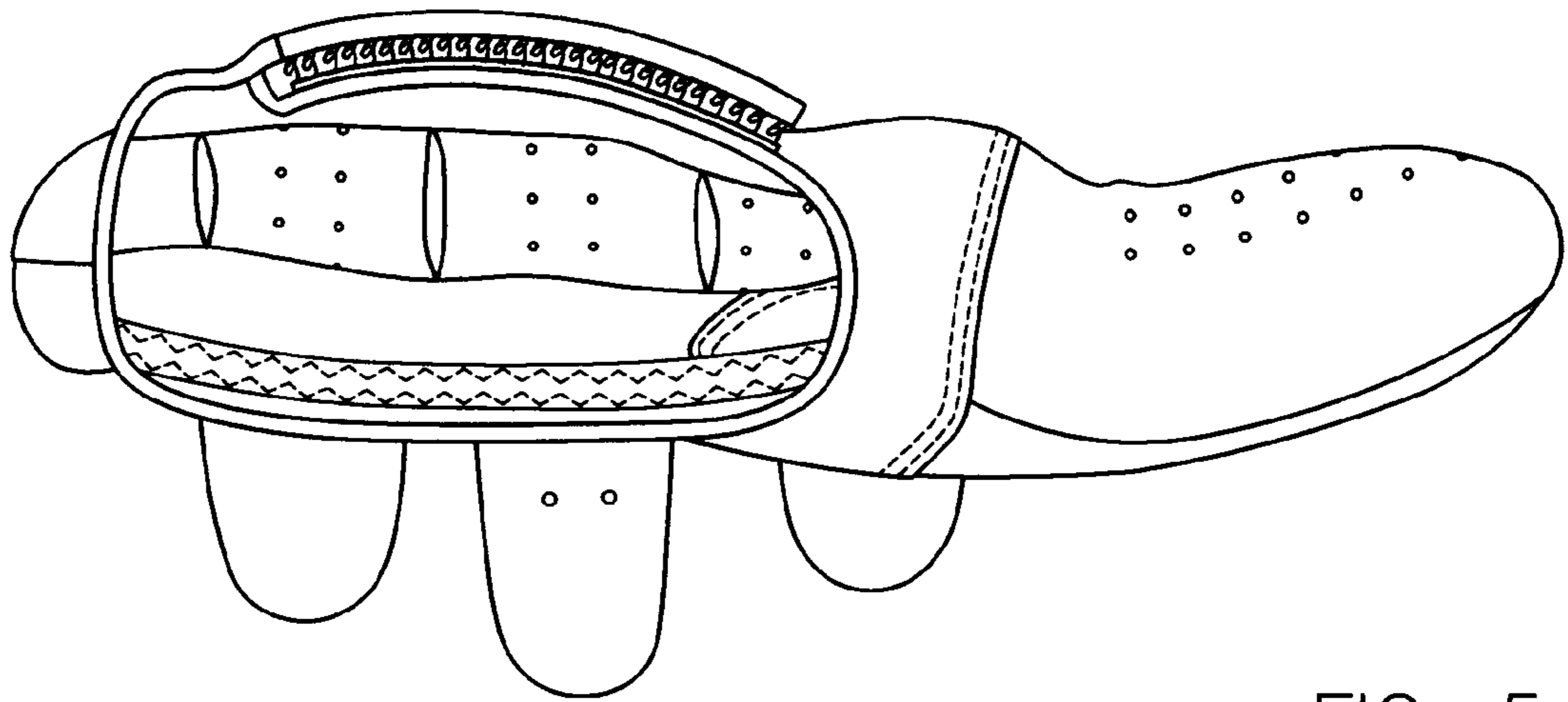


FIG. 5

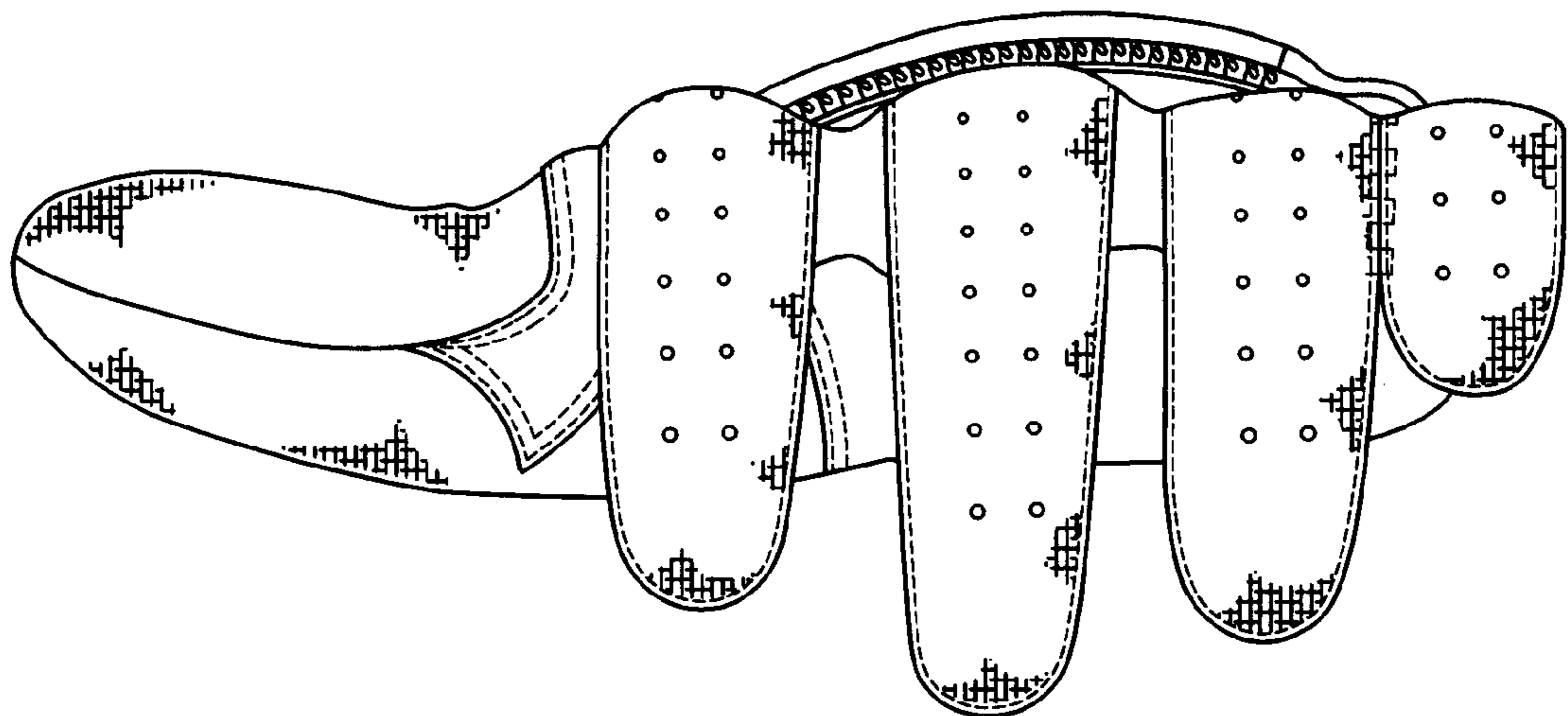


FIG. 6