



US00D446606B1

(12) **United States Design Patent**  
**Look**

(10) **Patent No.: US D446,606 S**

(45) **Date of Patent: \*\* Aug. 14, 2001**

(54) **COMBINED MULTI-COMPOSITION STICK PRODUCT, SUCH AS LIP BALM, SUN SCREEN, DEODORANT, OR GLUE STICK AND CONTAINER THEREFOR**

D. 375,256	*	11/1996	Chadfield	.....	D9/302
D. 429,146	*	8/2000	Thibiant et al.	.....	D9/302
1,072,338	*	9/1913	Lehman	.....	426/104
2,174,779	*	10/1939	Delorme	.....	425/131.1
4,986,080	*	1/1991	Grigoli	.....	62/75
6,102,600	*	8/2000	Bedol	.....	401/88

(75) Inventor: **Jee Loon Look**, Mechanicsville, VA (US)

**OTHER PUBLICATIONS**

(73) Assignee: **American Home Products Corporation**, Madison, NJ (US)

“Drug & Cosmetic Industry” Jun. 1983, p. 56: lipstick case indicated by arrow.\*

(\*\*) Term: **14 Years**

\* cited by examiner

(21) Appl. No.: **29/124,157**

*Primary Examiner*—Ted Shooman

(22) Filed: **Jun. 1, 2000**

*Assistant Examiner*—C Tuttle

(51) **LOC (7) Cl.** ..... **28-03**

(74) *Attorney, Agent, or Firm*—Darby & Darby

(52) **U.S. Cl.** ..... **D28/77; D28/88; D28/76; D19/66**

(58) **Field of Search** ..... D28/4, 7, 8.1, D28/8.2, 76, 77, 85-90; D9/307, 329, 338; D19/36, 41, 42, 46, 47-51, 53-55, 66, 70, 71; D18/14-16, 18; D26/6, 7; D1/100, 102, 104, 106, 127, 130, 199; 132/317, 318, 320; 206/385, 581, 457; 401/19, 23, 25, 34, 35, 49, 55-98, 170-182, 196, 198-207, 261-267; 424/63-5, 10.3, 10.32, 48, 49, 400, 401, 440, DIG. 5; 514/948; 426/3-5, 87, 89, 91, 101, 103-105, 108, 111, 134, 249, 274, 284, 383, 512, 514-516; 264/267, 245, 177.11, 211.11; 510/143, 146, 440

(57) **CLAIM**

The ornamental design for a combined multi-composition stick product, such as lip balm, sun screen, deodorant, or glue stick and container therefor, as shown and described.

**DESCRIPTION**

FIG. 1 is a perspective view of a combined multi-composition stick product, such as lip balm, sun screen, deodorant, or glue stick and container therefor, showing my new design; FIG. 2 is a front view thereof, the rear, left-side and right-side views being the same; FIG. 3 is a top view thereof; FIG. 4 is a bottom view thereof shown in FIG. 1; and, FIG. 5 is a cross-sectional view taken along lines 5-5 of FIG. 2 and looking in the direction of the arrows to show the multi-compositions of the stick product.

(56) **References Cited**

The broken line portions of the drawings are for illustrative purposes only, to show the environment of the design, and form no part of the claimed design.

**U.S. PATENT DOCUMENTS**

D. 255,054	*	5/1980	Kingsford	.....	D28/89
D. 320,671	*	10/1991	Hoenig	.....	D28/7
D. 344,017	*	2/1994	Lang et al.	.....	D9/338

**1 Claim, 1 Drawing Sheet**

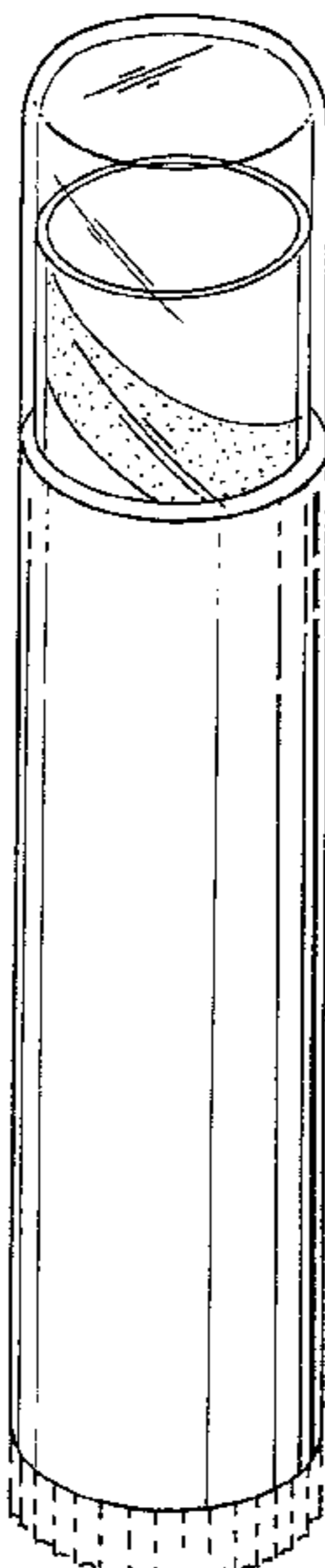


FIG. 1




FIG. 2

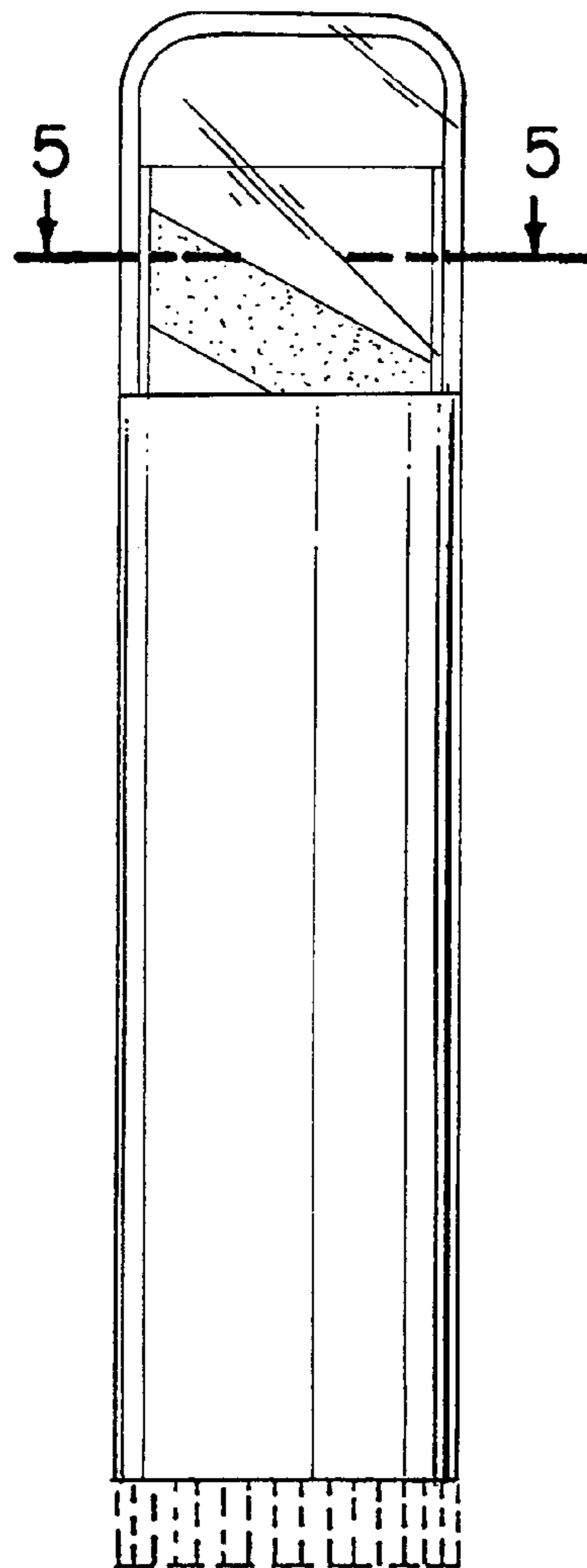


FIG. 3

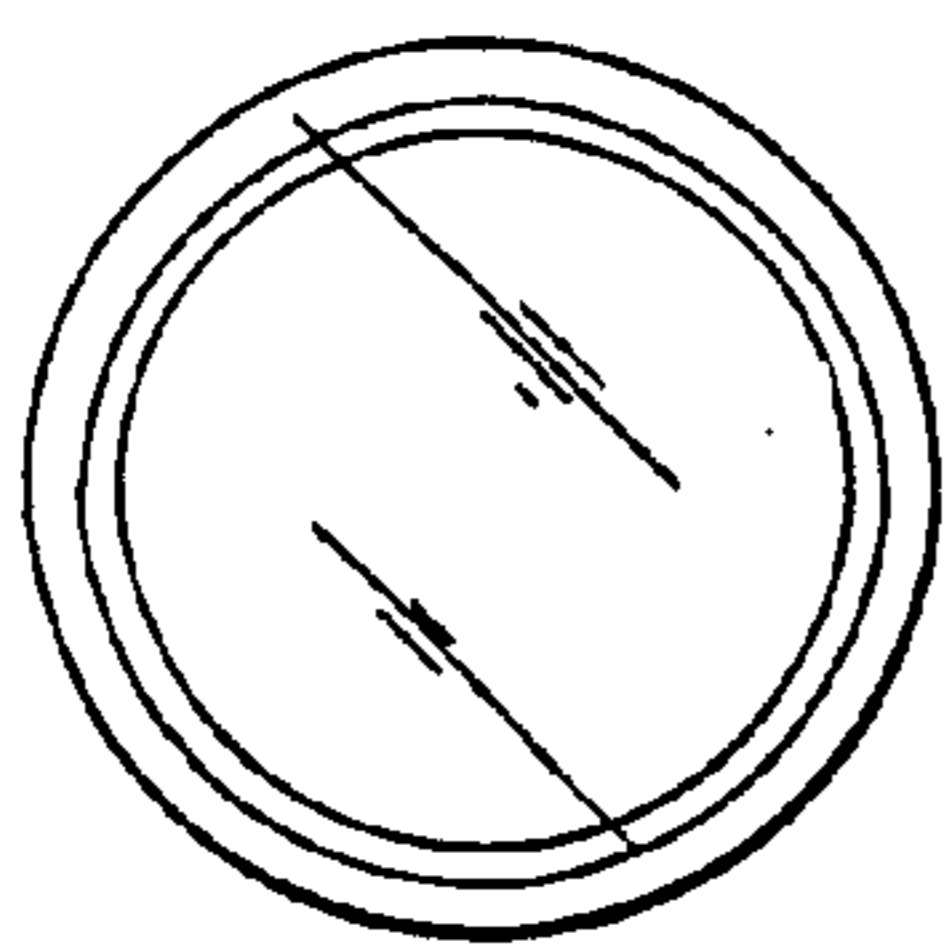


FIG. 4




FIG. 5

