



US00D446603B1

(12) **United States Design Patent**
Chen

(10) **Patent No.:** **US D446,603 S**

(45) **Date of Patent:** **** Aug. 14, 2001**

(54) **UTILITY LIGHTER**

D. 428,193 * 7/2000 Chen D27/141

(76) Inventor: **Peter Chen**, 16134 E. Rush St., Unit B,
S. El Monte, CA (US) 91733

* cited by examiner

(**) Term: **14 Years**

Primary Examiner—Alan P. Douglas

Assistant Examiner—Jennifer Rivard

(21) Appl. No.: **29/137,975**

(74) *Attorney, Agent, or Firm*—Raymond Y. Chan; David
and Raymond Patent Group

(22) Filed: **Mar. 5, 2001**

(57) **CLAIM**

(51) **LOC (7) Cl.** **27-05**

The ornamental design for a utility lighter, as shown.

(52) **U.S. Cl.** **D27/157**

DESCRIPTION

(58) **Field of Search** D27/141, 154,
D27/155, 157, 160; 431/129, 130, 132,
142, 143, 144, 151, 254, 255, 256, 267,
274, 273, 277

FIG. 1 is a prespective view thereof.

FIG. 2 is a front view thereof.

FIG. 3 is a rear view thereof.

FIG. 4 is a right view thereof.

FIG. 5 is a left view thereof.

FIG. 6 is a top view thereof; and,

FIG. 7 is a bottom view thereof.

(56) **References Cited**

U.S. PATENT DOCUMENTS

D. 348,119 * 6/1994 Maruyama D27/157

D. 397,499 * 8/1998 Saito et al. D27/157

1 Claim, 7 Drawing Sheets






FIG. 1




FIG. 2




FIG. 3




FIG. 4




FIG. 5




FIG. 6

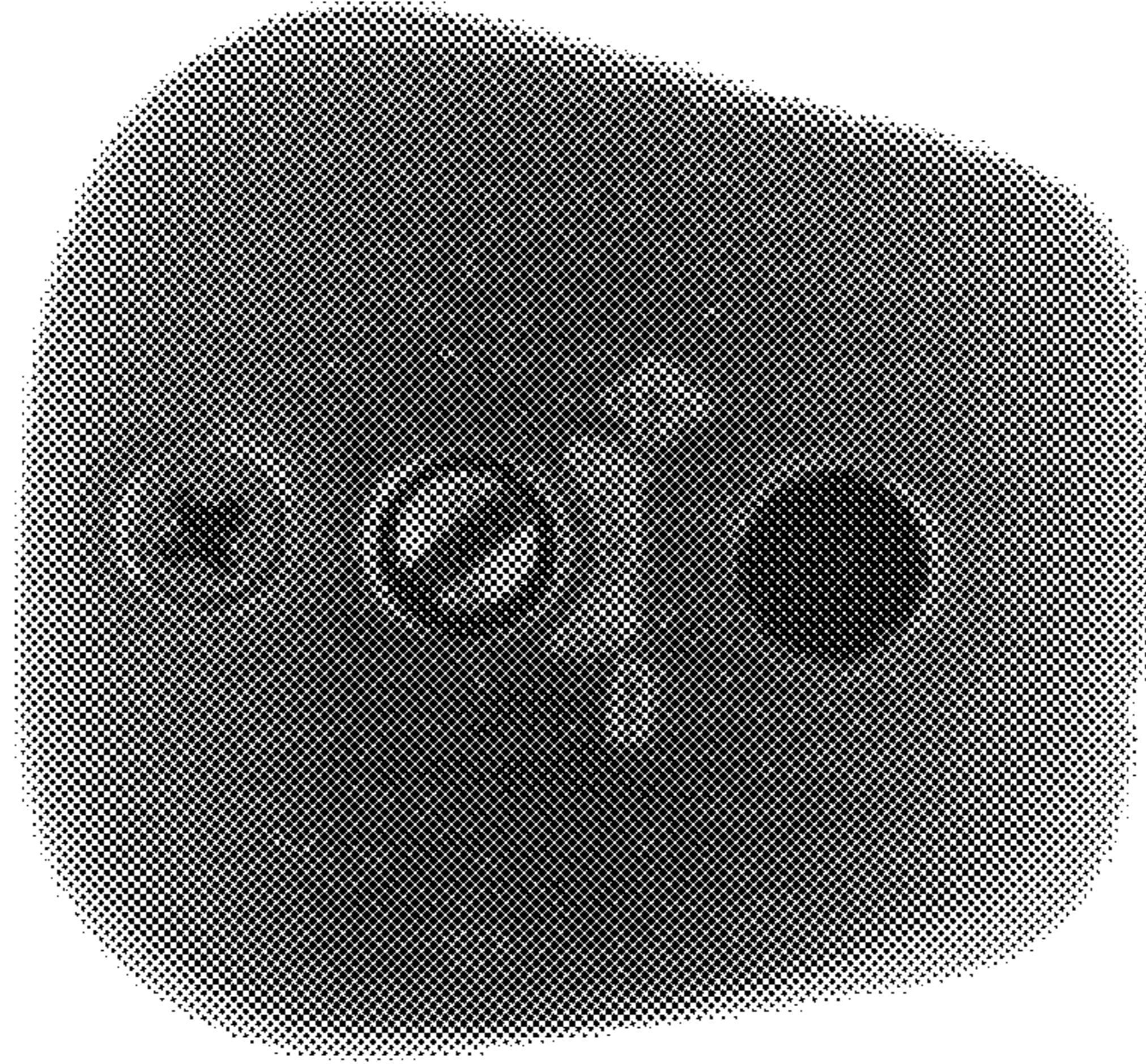


FIG. 7