



US00D446600B1

(12) **United States Design Patent**
Antonio

(10) **Patent No.: US D446,600 S**

(45) **Date of Patent: ** *Aug. 14, 2001**

(54) **ARM FOR LIGHTING FIXTURE**

(75) Inventor: **Piva Antonio**, Treviso (IT)

(73) Assignee: **Quorum International, L.P.**,
FortWorth, TX (US)

(*) Notice: This patent is subject to a terminal disclaimer.

(**) Term: **14 Years**

(21) Appl. No.: **29/098,678**

(22) Filed: **Nov. 8, 1999**

(51) **LOC (7) Cl.** **26-99**

(52) **U.S. Cl.** **D26/152**

(58) **Field of Search** D26/72, 80-92,
D26/155, 152, 154, 149, 142, 138, 143;
362/147, 404-408, 432

(56) **References Cited**

U.S. PATENT DOCUMENTS

- D. 61,967 * 2/1923 Crowell D26/155
- D. 67,460 * 6/1925 Walker D26/155
- D. 431,673 * 10/2000 Antonio D26/155

OTHER PUBLICATIONS

Taiwan Lighting, Aug. 1998, p. 366, lighting fixture accessory, ·D-4.*

* cited by examiner

Primary Examiner—Susan J. Lucas

(74) *Attorney, Agent, or Firm*—Kenneth C. Hill; Hill & Hunn LLP

(57) **CLAIM**

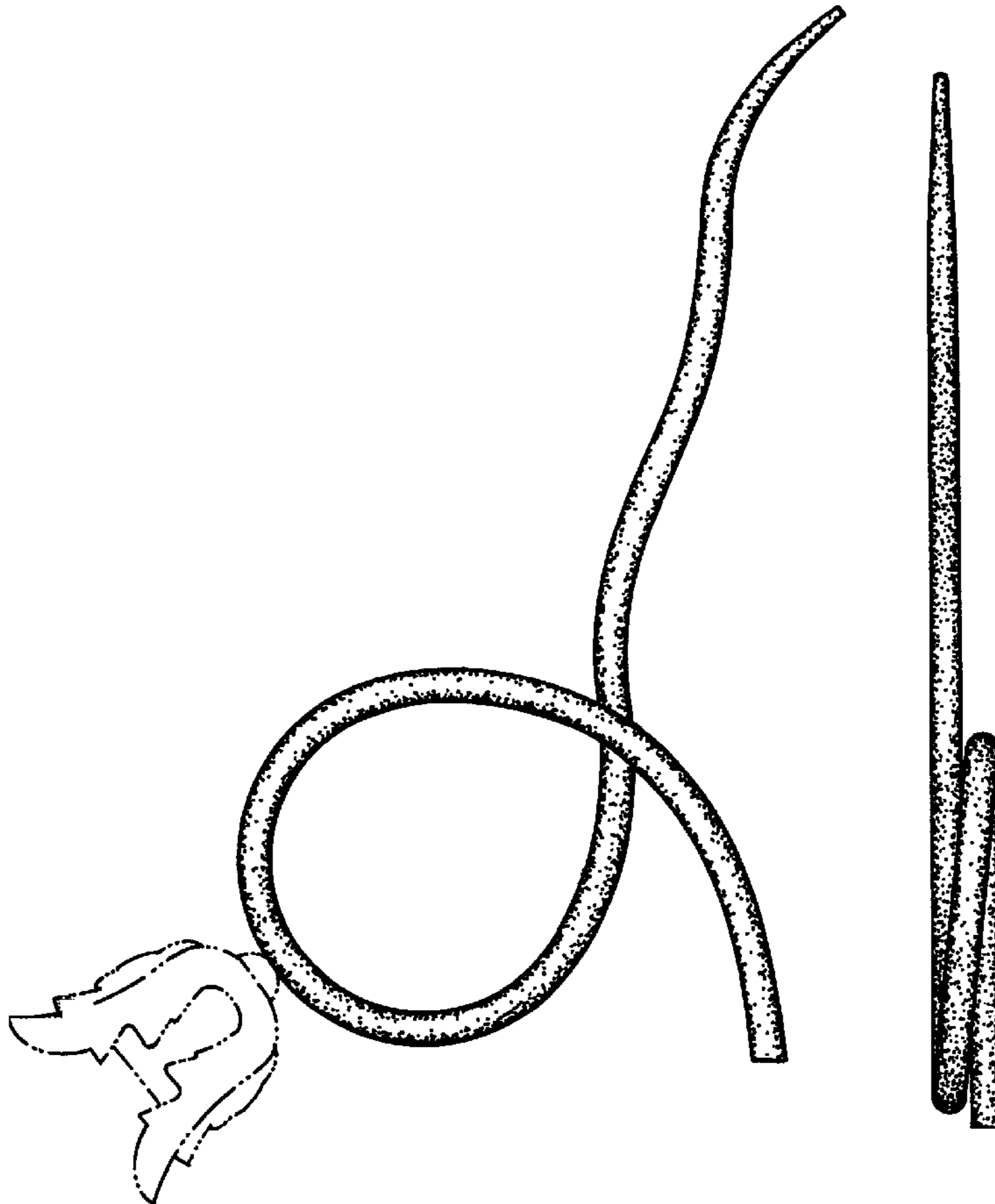
The ornamental design for a arm for lighting fixture, as shown and described.

DESCRIPTION

FIG. 1 is a left side view of the lighting fixture arm; FIG. 2 is a front view of the lighting fixture arm; FIG. 3 is a right side view of the lighting fixture arm; FIG. 4 is a back view of the lighting fixture arm; FIG. 5 is a top view of the lighting fixture arm; and, FIG. 6 is a bottom of the lighting fixture arm.

The broken lines showing the light fitter attached to FIG. 1 are for illustrative purposes only and form no part of the claimed design.

1 Claim, 2 Drawing Sheets



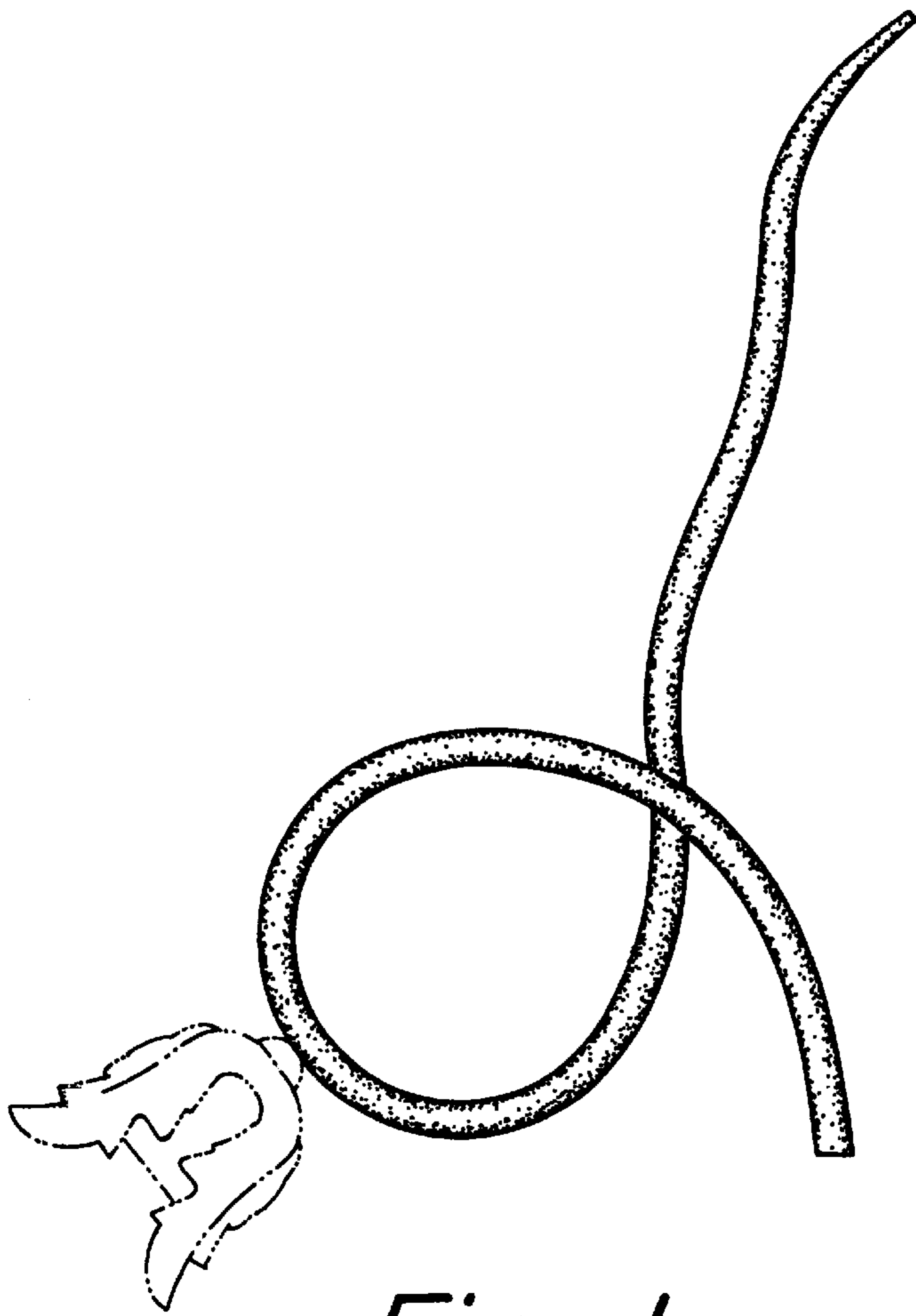


Fig. 1



Fig. 2

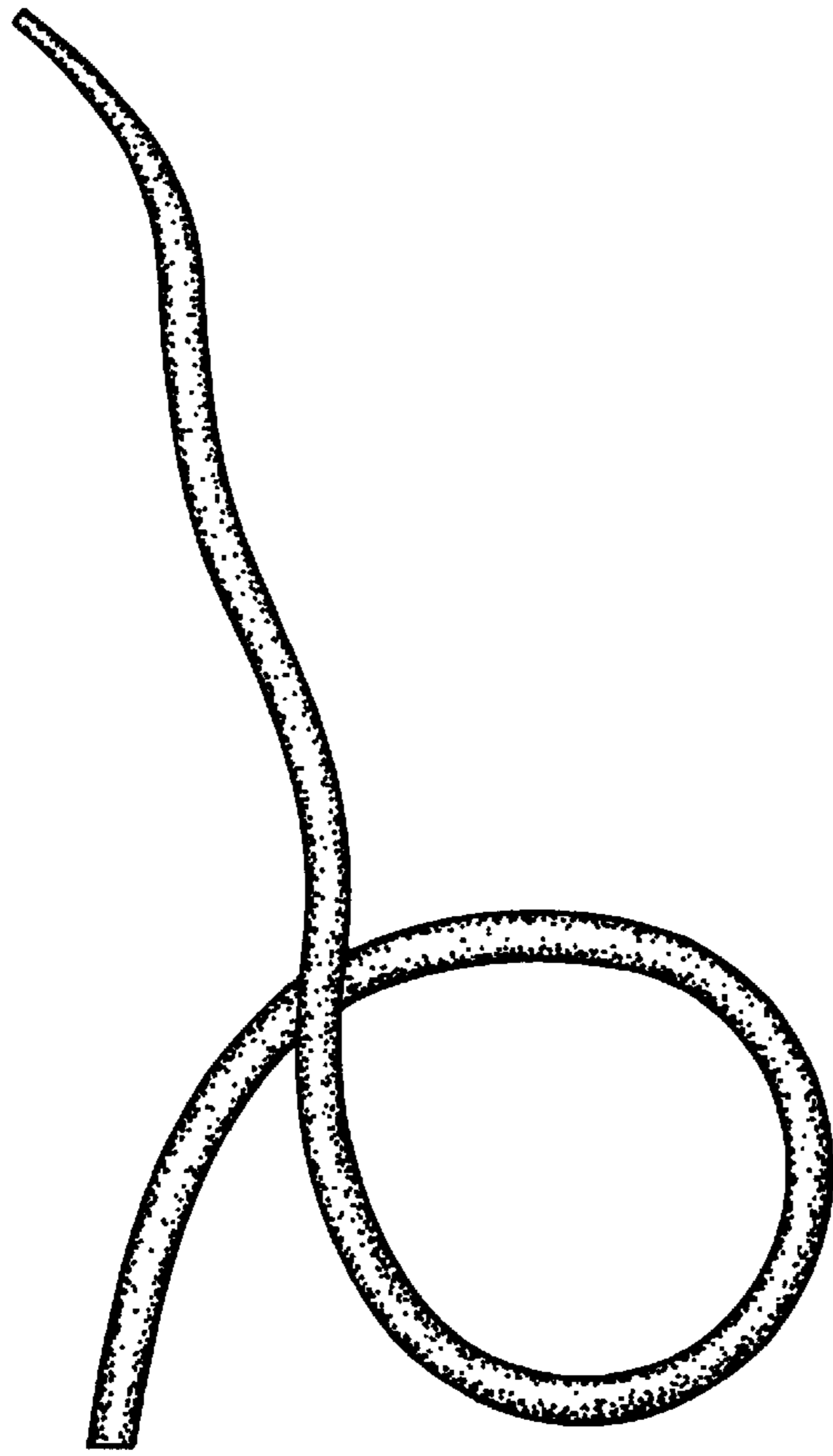


Fig. 3



Fig. 4




Fig. 5



Fig. 6