



US00D446584B1

(12) **United States Design Patent**
Chen

(10) **Patent No.:** **US D446,584 S**

(45) **Date of Patent:** **** Aug. 14, 2001**

(54) **PHYSICAL EXERCISE DEVICE**

(76) Inventor: **Chun Nuan Chen**, No. 3, Lane 232,
Gui Yang Street, Taipei (TW)

(**) Term: **14 Years**

(21) Appl. No.: **29/127,064**

(22) Filed: **Jul. 28, 2000**

(51) **LOC (7) Cl.** **28-03**

(52) **U.S. Cl.** **D24/211; D21/662**

(58) **Field of Search** **D21/662; D24/211,**
D24/212, 213, 214; 601/120, 128, 122,
123, 118, 119; 482/148

(56) **References Cited**

U.S. PATENT DOCUMENTS

- D. 248,493 * 7/1978 Moncrief D24/211
- D. 249,551 * 9/1978 Greenawalt D24/211
- D. 253,373 * 11/1979 Celesta D24/211
- D. 271,051 * 10/1983 McCoy et al. D24/211
- D. 274,468 * 6/1984 Perry D24/211
- D. 281,816 * 12/1985 Conn, Sr. et al. D24/211
- D. 285,117 * 8/1986 Snyder D24/211

D. 337,827 * 7/1993 Seng D24/211

* cited by examiner

Primary Examiner—Philip S. Hyder

(74) *Attorney, Agent, or Firm*—Rosenberg, Klein & Lee

(57) **CLAIM**

The ornamental design for a physical exercise device, as shown and described.

DESCRIPTION

FIG. 1 is a perspective view of the physical exercise device in accordance with the design;

FIG. 2 is a front elevation view thereof;

FIG. 3 is a left side elevation view thereof;

FIG. 4 is a top plan view thereof; and,

FIG. 5 is a front elevation view thereof, wherein the end pieces are shown in alternate positions.

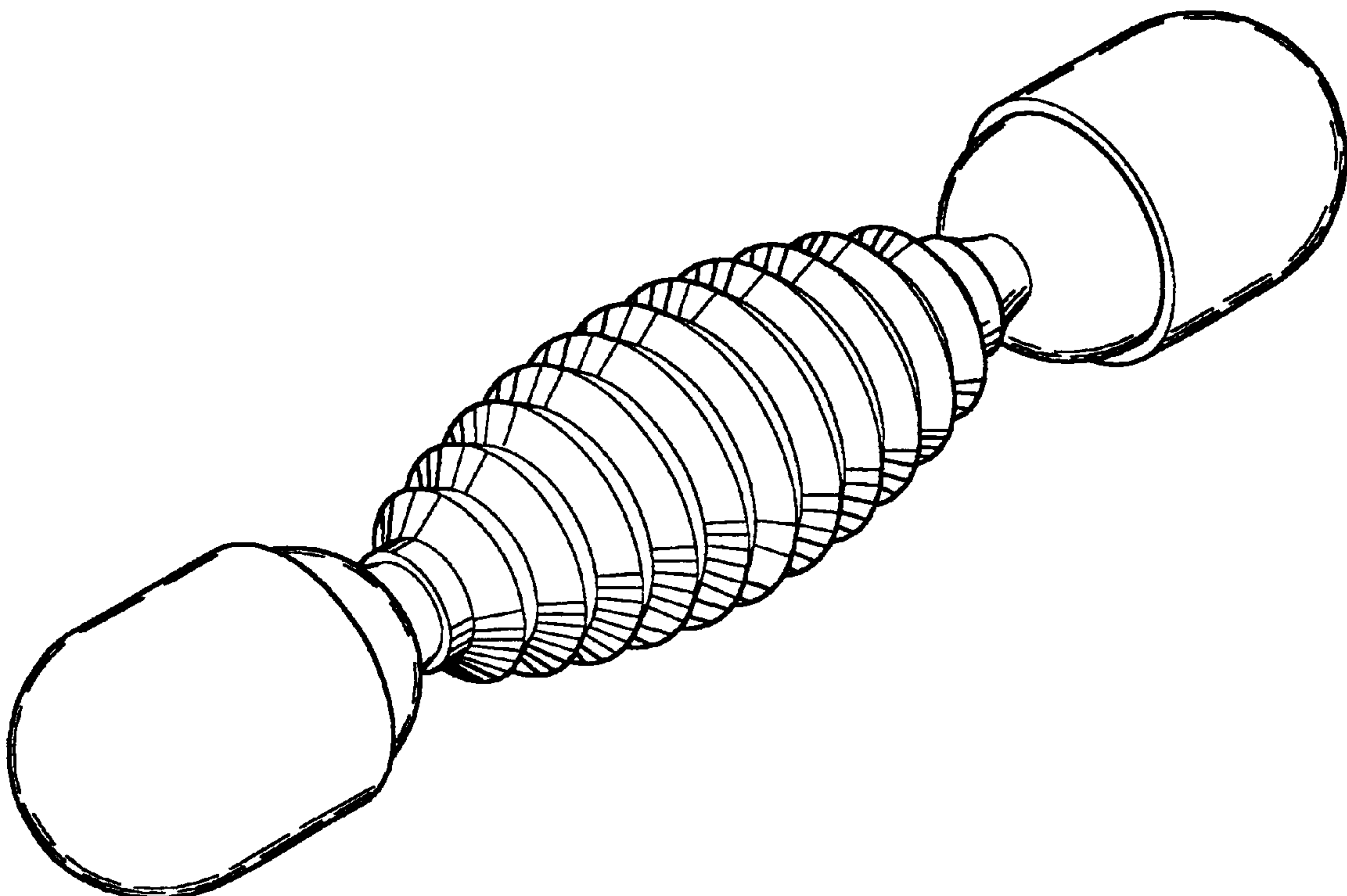
The rear elevation view is the same as FIG. 2.

The right side elevation view is the same as FIG. 3.

The bottom plan view is the same as FIG. 4.

The broken line showing of the two hands is for illustrative purposes only and forms no part of the claimed design.

1 Claim, 3 Drawing Sheets



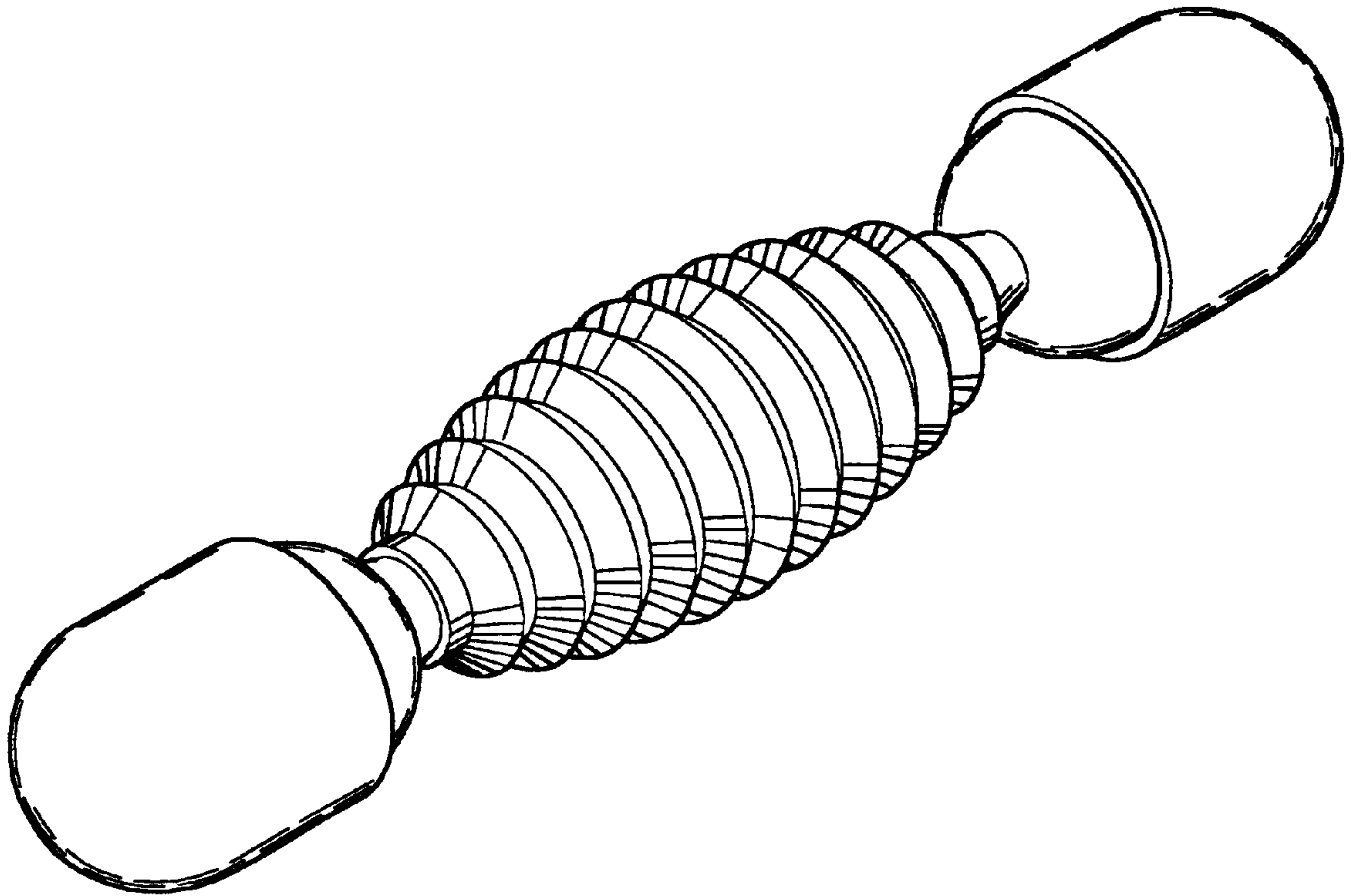


FIG. 1

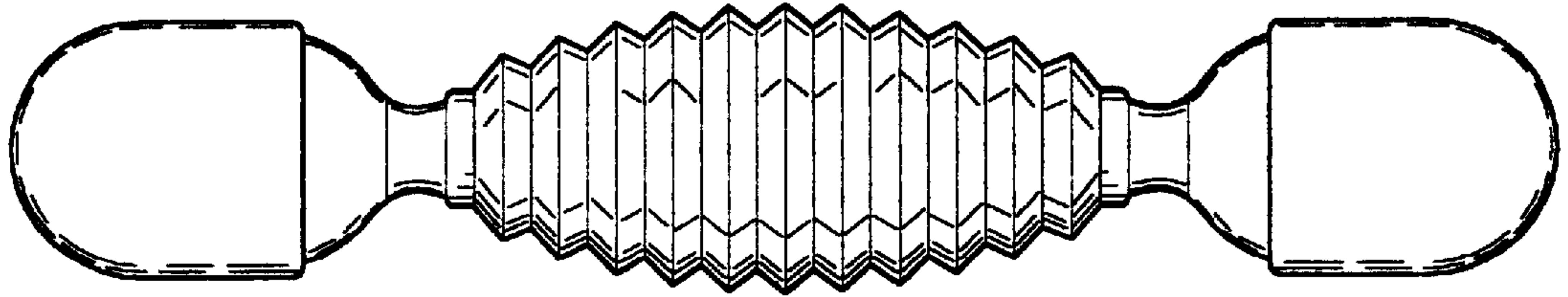


FIG. 2




FIG. 3

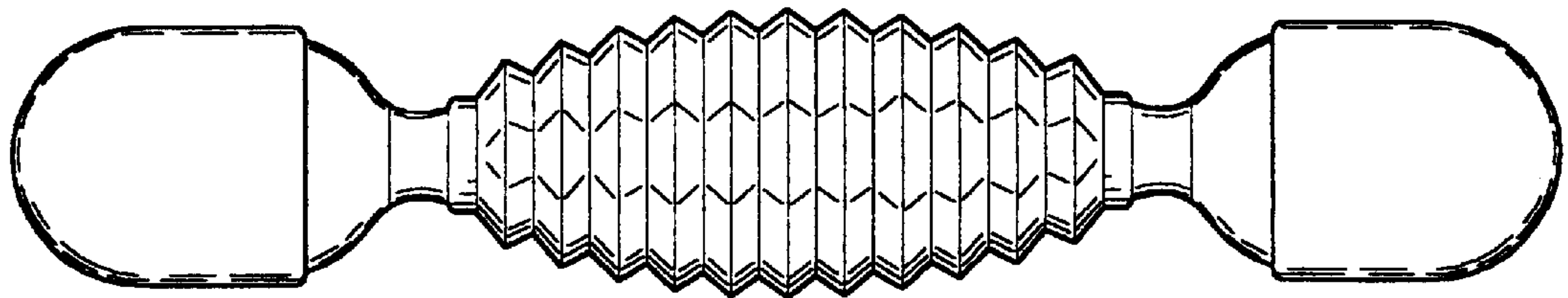


FIG. 4

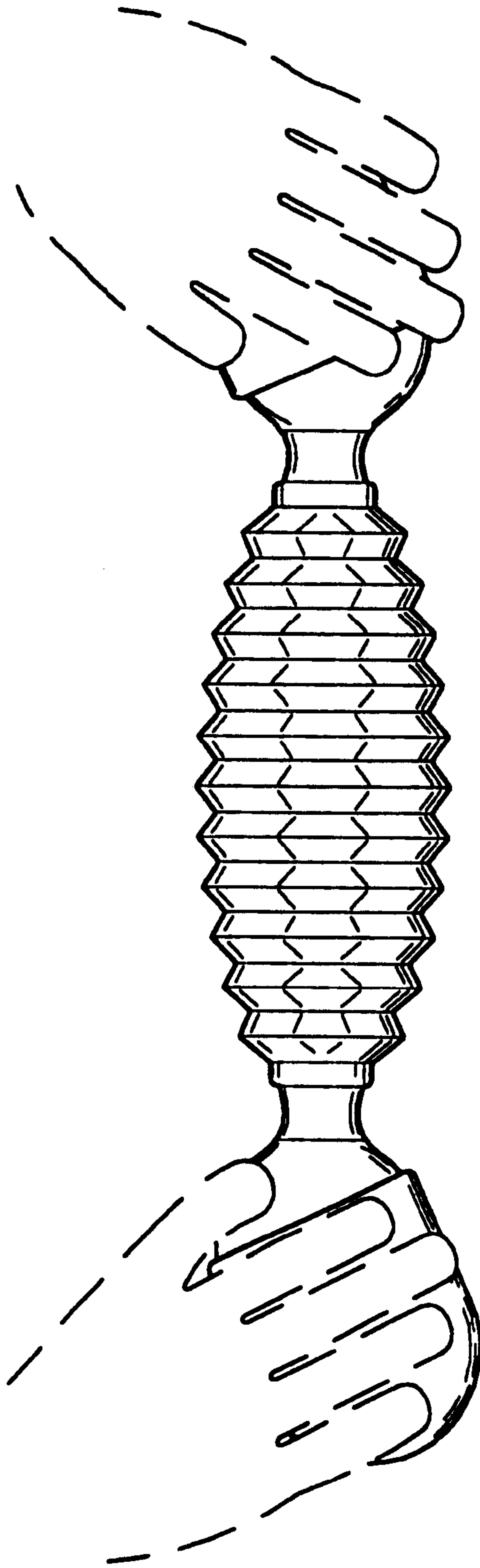


FIG. 5