



US00D446579B1

(12) **United States Design Patent**
Perthu

(10) **Patent No.:** **US D446,579 S**

(45) **Date of Patent:** **** Aug. 14, 2001**

(54) **INJECTION DEVICE**

(75) Inventor: **Michael Perthu**, Copenhagen (DK)

(73) Assignee: **Union Medico ApS**, Copenhagen (DK)

(**) Term: **14 Years**

(21) Appl. No.: **29/124,543**

(22) Filed: **Jun. 8, 2000**

(51) **LOC (7) Cl.** **24-02**

(52) **U.S. Cl.** **D24/114; D24/113**

(58) **Field of Search** D24/114, 113,
D24/112, 130, 146; 604/267, 208, 506,
187, 211, 135, 132, 134, 136, 156, 72,
71

(56) **References Cited**

U.S. PATENT DOCUMENTS

D. 323,030	*	1/1992	Ahlstrand et al.	D24/114
D. 426,299	*	6/2000	Bydlon et al.	D24/112
3,605,742		9/1971	Tibbs .	
3,702,608		11/1972	Tibbs .	
3,941,130		3/1976	Tibbs .	
4,026,288		5/1977	Costa et al. .	
4,333,459		6/1982	Becker .	
5,112,317	*	5/1992	Michel	604/208

5,114,406	*	5/1992	Gabriel et al.	604/136
5,226,895	*	7/1993	Harris	604/208
6,001,089	*	12/1999	Burroughs et al.	604/506

FOREIGN PATENT DOCUMENTS

33 22 923		1/1985	(DE) .	
86 184		7/1955	(NO) .	
97/20588		12/1997	(WO) .	

* cited by examiner

Primary Examiner—Ian Simmons

(74) *Attorney, Agent, or Firm*—Venable; John P. Shannon

(57) **CLAIM**

The ornamental design for an injection device, as shown and described.

DESCRIPTION

FIG. 1 is a perspective view taken from the top, left side and front end of the injection device showing my design; FIG. 2 is a bottom plan view of the injection device of FIG. 1; FIG. 3 is a right side elevational view thereof, the left side elevational view being a mirror image thereto; and, FIG. 4 is a front end view of the injection device of FIG. 1.

1 Claim, 2 Drawing Sheets

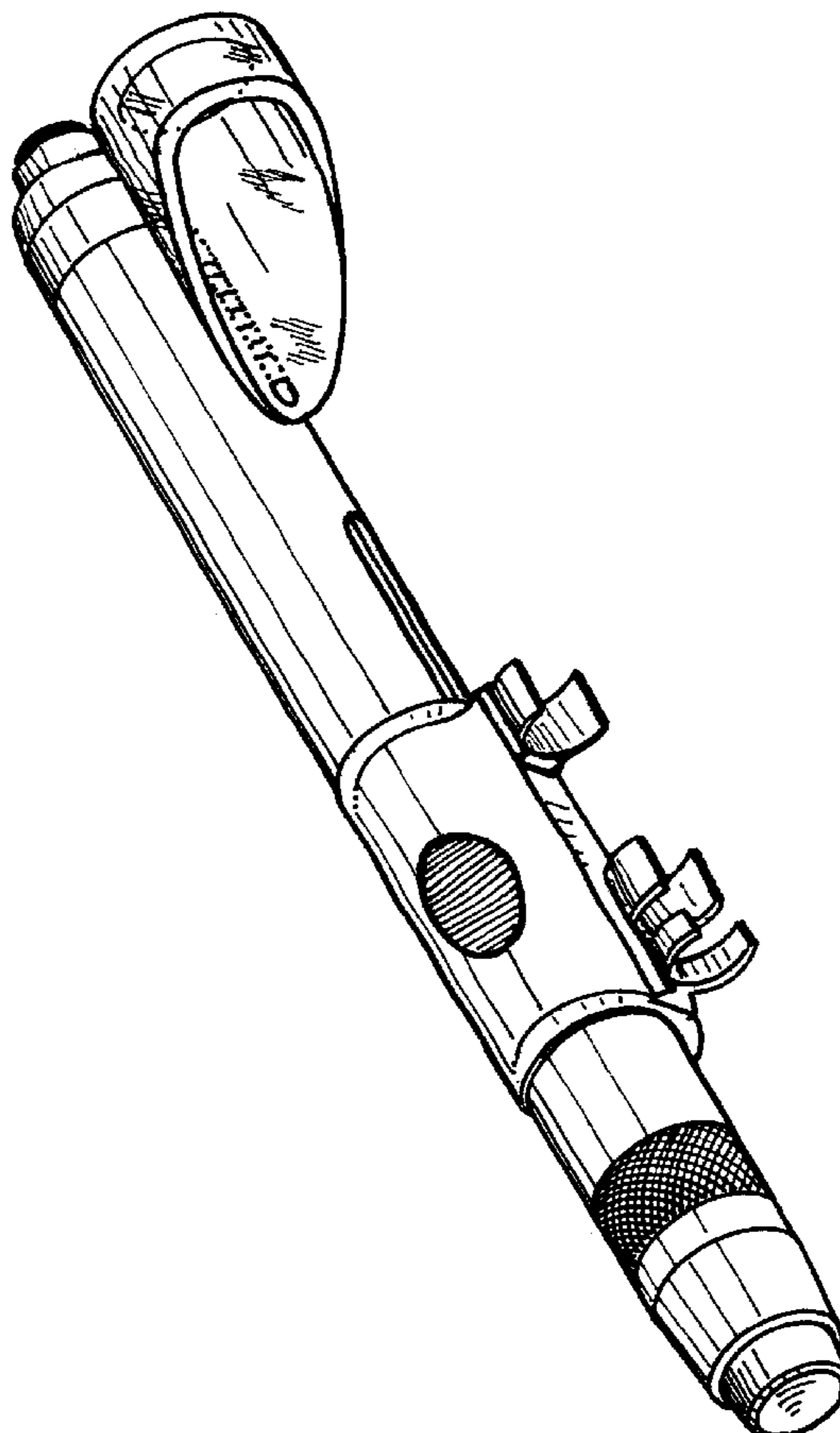


FIG. 1

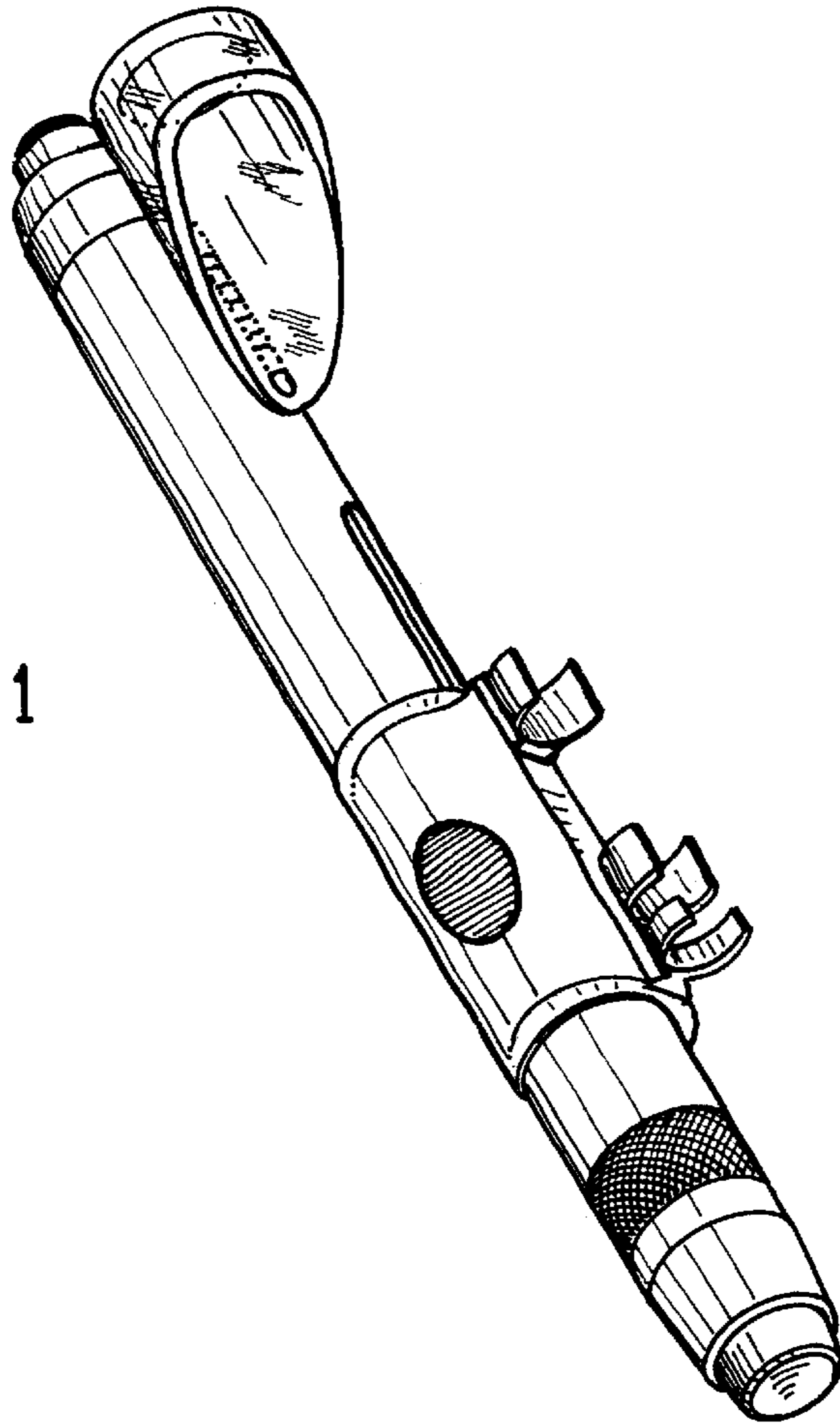


FIG. 3

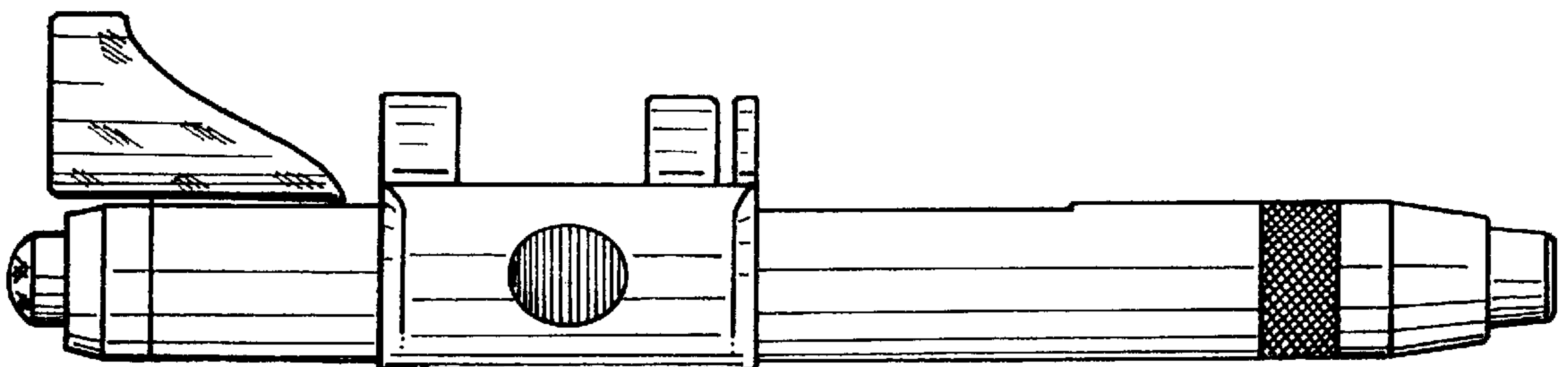


FIG. 2

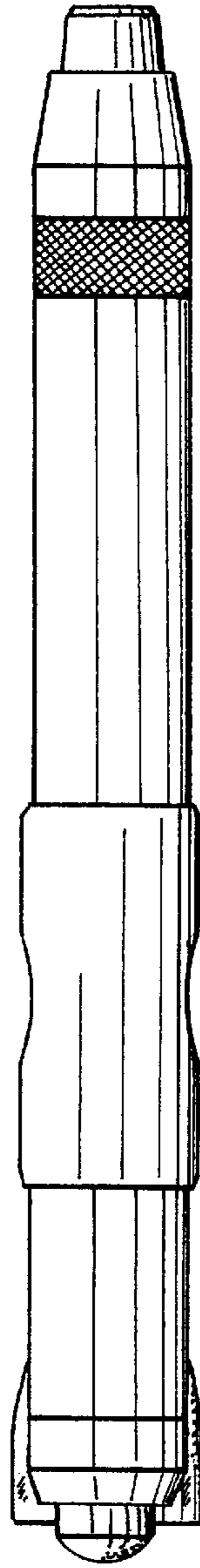


FIG. 4

