



US00D446572B1

(12) **United States Design Patent**  
**Fleischmann**

(10) **Patent No.:** **US D446,572 S**

(45) **Date of Patent:** **\*\* Aug. 14, 2001**

(54) **SHOWER HEAD**

(75) Inventor: **Klaus Fleischmann**, Krefeld (DE)

(73) Assignee: **Hansa Metallwerke AG** (DE)

(\*\*) Term: **14 Years**

(21) Appl. No.: **29/114,956**

(22) Filed: **Dec. 3, 1999**

**Related U.S. Application Data**

(62) Division of application No. 29/100,009, filed on Feb. 2, 1999.

(30) **Foreign Application Priority Data**

Aug. 3, 1998 (DE) ..... 498 07 282

(51) **LOC (7) Cl.** ..... **23-01**

(52) **U.S. Cl.** ..... **D23/229**

(58) **Field of Search** ..... D23/213, 223,  
D23/226, 228-230; 239/459, 460, 548

(56) **References Cited**

**U.S. PATENT DOCUMENTS**

D. 115,795 \* 7/1939 Reinecke ..... D23/229

D. 313,456 \* 1/1991 Presman ..... D23/213  
D. 374,065 \* 9/1996 Chan ..... D23/213  
D. 385,616 \* 10/1997 Dow et al. .... D23/229  
D. 393,047 \* 3/1998 Andrus et al. .... D23/213  
D. 412,737 \* 8/1999 Marshall ..... D23/229

\* cited by examiner

*Primary Examiner*—Robin V. Taylor

(57) **CLAIM**

I claim the ornamental design for a shower head, as shown and described.

**DESCRIPTION**

FIG. 1 is a left elevation of a shower head showing my new design, which is a mirror image of a right side elevation.

FIG. 2 is a front view thereof.


FIG. 3 is a rear view thereof.

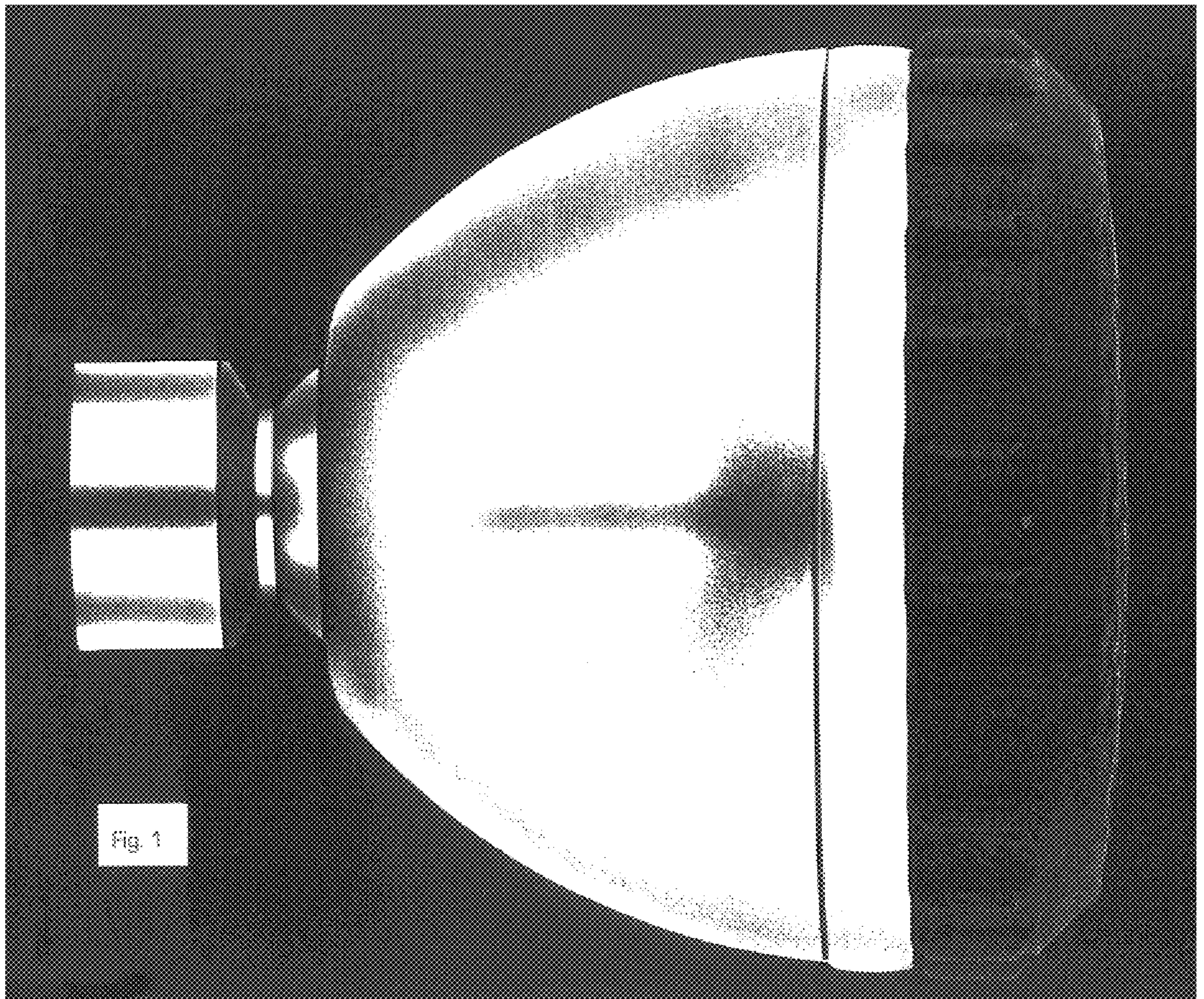
FIG. 4 is a top view thereof.

FIG. 5 is a bottom view thereof; and,

FIG. 6 is a perspective view thereof.

**1 Claim, 6 Drawing Sheets**








Fig. 2

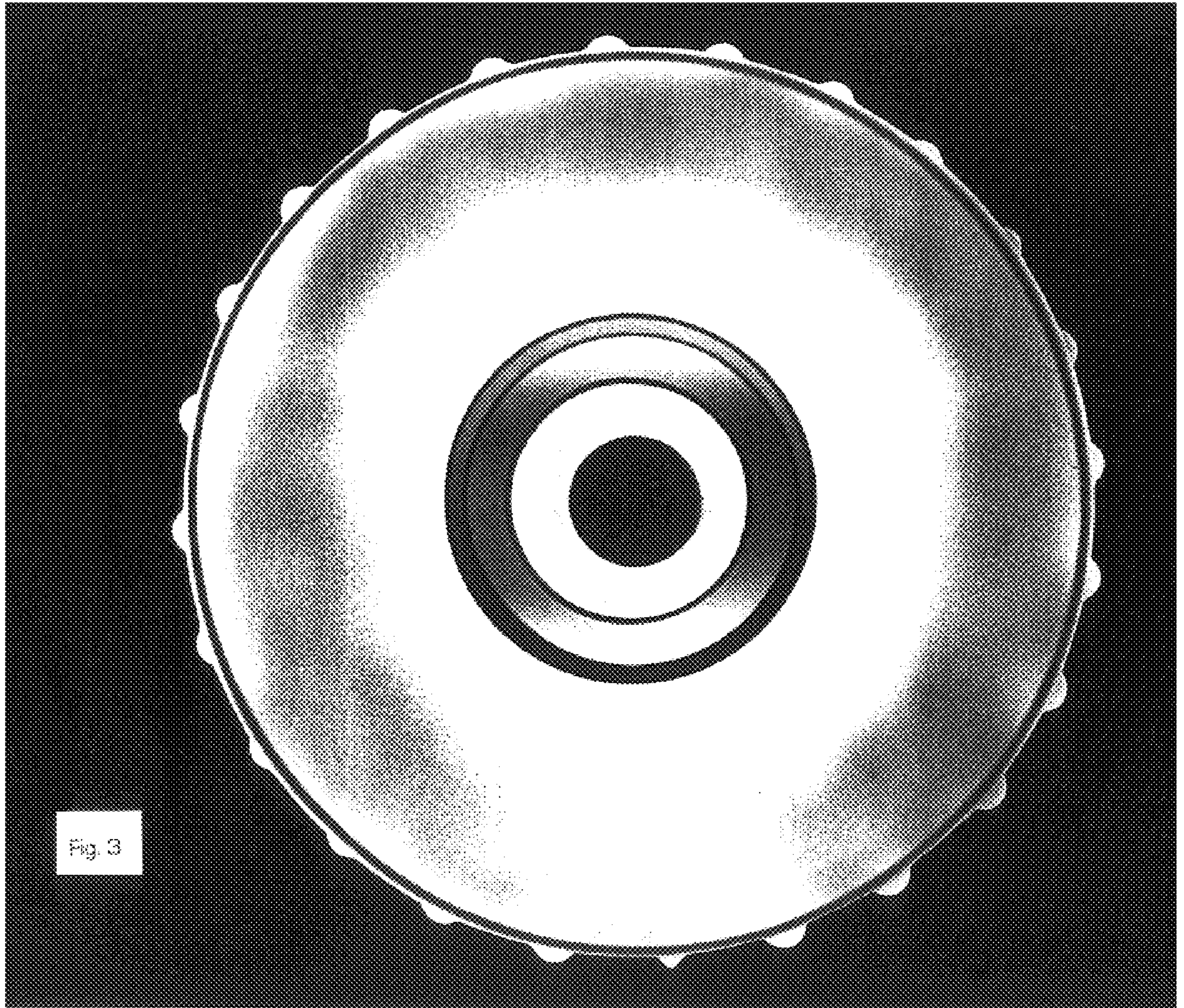


Fig. 3

