



US00D446548B1

(12) **United States Design Patent**
Green

(10) **Patent No.:** **US D446,548 S**

(45) **Date of Patent:** **** Aug. 14, 2001**

(54) **PEN HOLDER FOR A CELLULAR PHONE**

(76) **Inventor:** **Richard Green**, 3100 S. Yale Ave.,
Marina Del Rey, CA (US) 90292

(**) **Term:** **14 Years**

(21) **Appl. No.:** **29/113,360**

(22) **Filed:** **Nov. 3, 1999**

(51) **LOC (7) Cl.** **19-06**

(52) **U.S. Cl.** **D19/84; D19/81**

(58) **Field of Search** **D19/35, 36, 65,**
D19/75, 77, 78, 81-85, 99, 100; 401/6,
7, 88, 195, 52; 24/3.7, 3.8, 10 R, 11 CC,
11 CT, 10 A

(56) **References Cited**

U.S. PATENT DOCUMENTS

D. 201,479	*	6/1965	Green	D19/84
D. 433,063	*	10/2000	Fong	D19/77
609,230	*	8/1898	Haegelin	24/3.8
989,213	*	4/1911	Wahl	24/10 A
1,421,392	*	7/1922	Bowler	24/3.7 X

2,553,346	*	5/1951	Wing	24/11 CT
2,722,916	*	11/1955	Barnard	24/10 R X
4,732,504	*	3/1988	Telli	401/6 X
4,756,458	*	7/1988	Clifton	24/11 CT X
6,000,103	*	12/1999	Paice et al.	24/10 R

* cited by examiner

Primary Examiner—Martie K. Holtje

(74) *Attorney, Agent, or Firm*—Mayer, Brown & Platt

(57) **CLAIM**

The ornamental design for a pen holder for a cellular phone,
as shown and described.

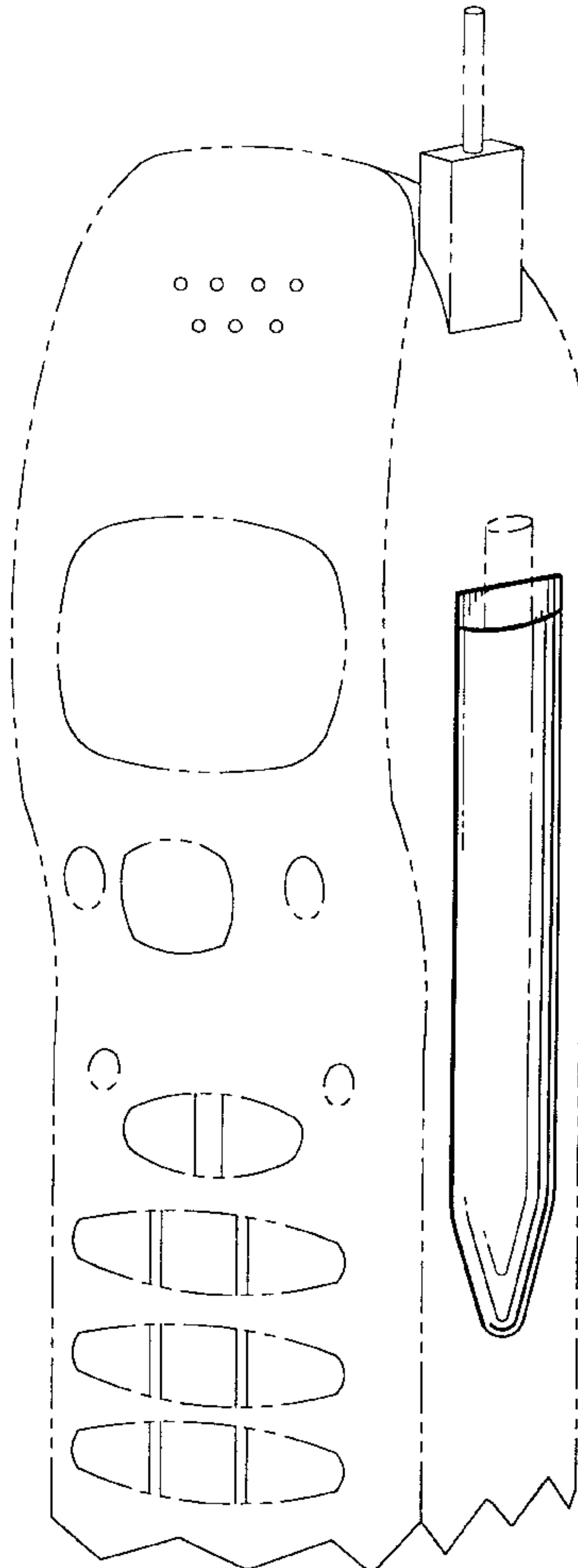
DESCRIPTION

FIG. 1 is a perspective view of the pen holder for a cellular phone, the phone depicted by means of broken lines being shown for illustrative purposes only and forming no part of the claimed design;

FIG. 2 is a front elevational view of the pen holder for a cellular phone; and,

FIG. 3 is a side elevational view of the pen holder for a cellular phone.

1 Claim, 1 Drawing Sheet



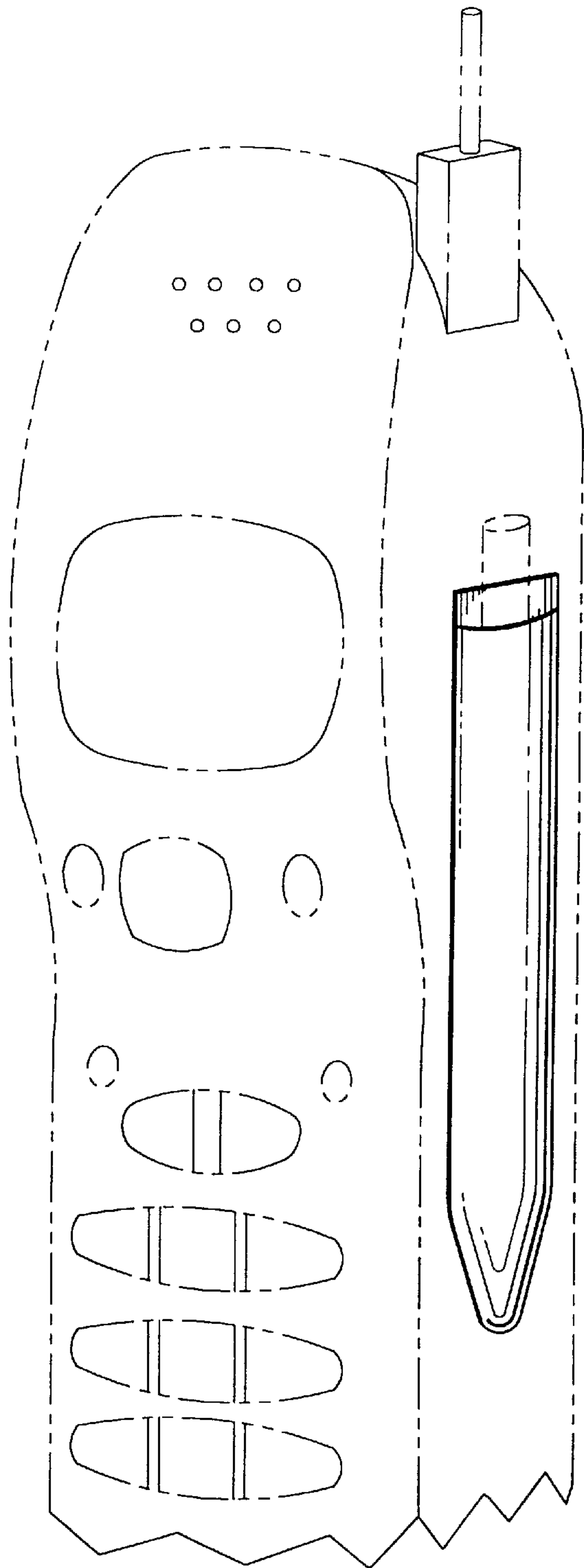


FIG. 1

FIG. 2




FIG. 3

