



US00D446547B1

(12) **United States Design Patent**  
**Nagel**

(10) **Patent No.:** **US D446,547 S**

(45) **Date of Patent:** **\*\* Aug. 14, 2001**

(54) **CLIP FOR A WRITING INSTRUMENT**

D. 430,210 \* 8/2000 Shimizu ..... D19/51

(75) Inventor: **Sabine Nagel**, Bad Salzuflen (DE)

\* cited by examiner

(73) Assignee: **rou-bill GmbH & Co.KG**, Bad Salzuflen (DE)

*Primary Examiner*—Martie K. Holtje

(74) *Attorney, Agent, or Firm*—Henry M. Feiereisen; Ursula B. Day

(\*\*) Term: **14 Years**

(57) **CLAIM**

(21) Appl. No.: **29/133,753**

The ornamental design for a clip for a writing instrument, as shown and described.

(22) Filed: **Dec. 6, 2000**

(51) **LOC (7) Cl.** ..... **19-06**

(52) **U.S. Cl.** ..... **D19/56; D19/54**

(58) **Field of Search** ..... D19/35, 36, 41-51,  
D19/53-58, 81-85; 401/202, 262, 243-247;  
24/10 R, 11 R, 11 PP, 11 CC, 11 S, 11 P,  
11 F

**DESCRIPTION**

FIG. 1 is a top plan view of the clip for a writing instrument, showing my new design;

FIG. 2 is a front elevational view thereof;

FIG. 3 is a right side elevational view with the left side being mirror image thereof.

FIG. 4 is a rear elevational view thereof;

FIG. 5 is a bottom plan view thereof; and,

FIG. 6 is a perspective view thereof.

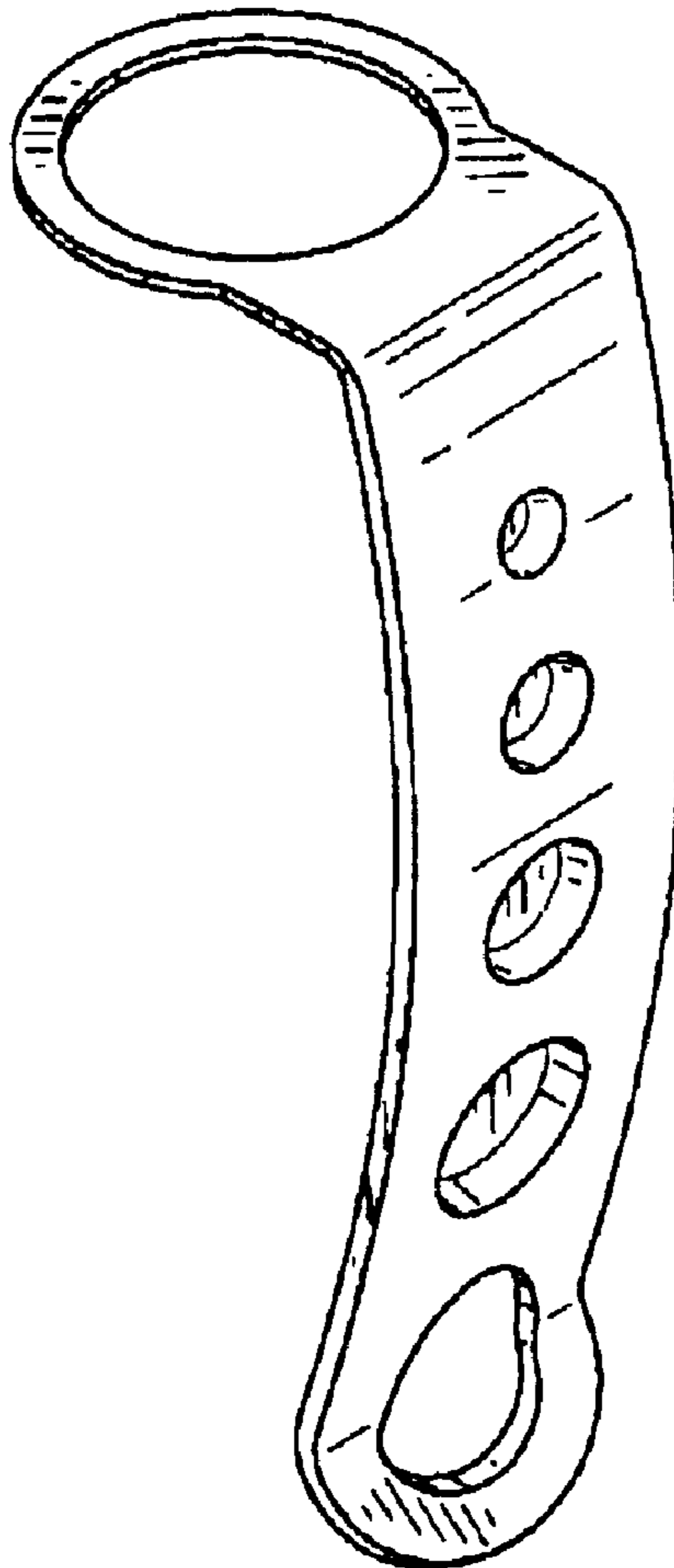
The structure depicted by means of broken lines in FIGS. 2, 3, and 4 has been shown for illustrative purposes only and forms no part of the claimed design.

(56) **References Cited**

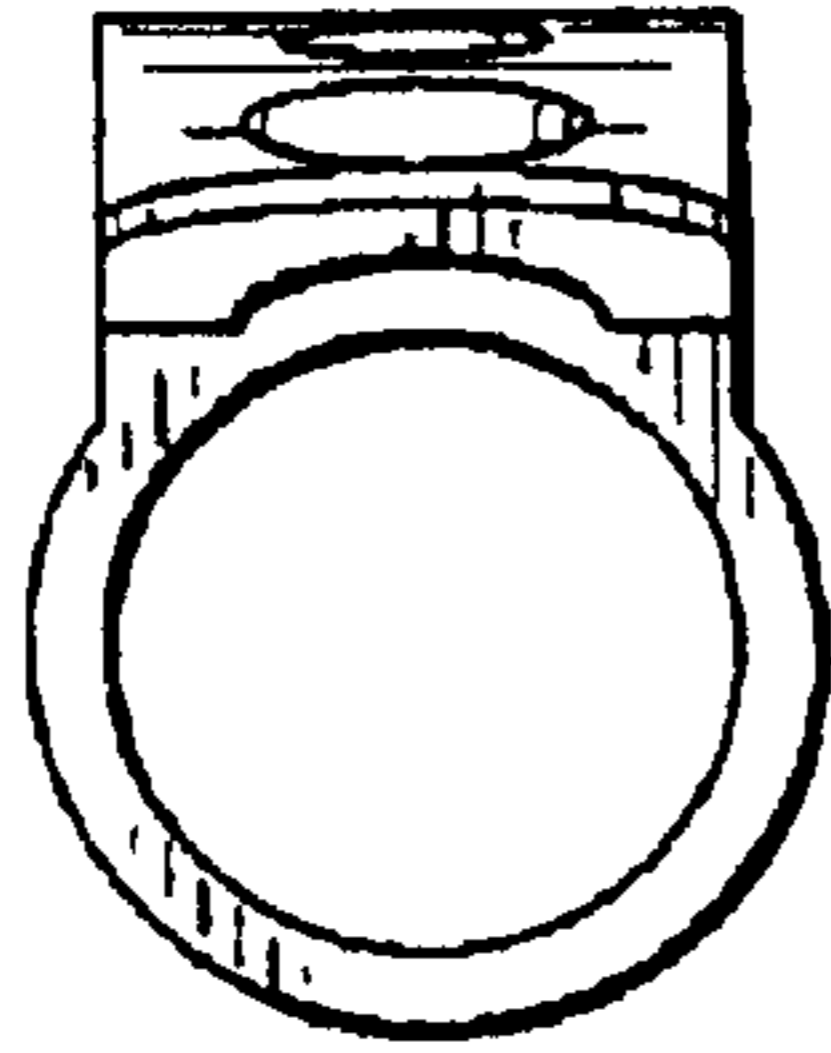
**U.S. PATENT DOCUMENTS**

- D. 306,317 \* 2/1990 Petterson ..... D19/56
- D. 345,466 \* 3/1994 Brouse ..... D19/56 X
- D. 357,278 \* 4/1995 Turney ..... D19/56
- D. 367,076 \* 2/1996 Gacia ..... D19/51
- D. 376,817 \* 12/1996 Gacia ..... D19/51

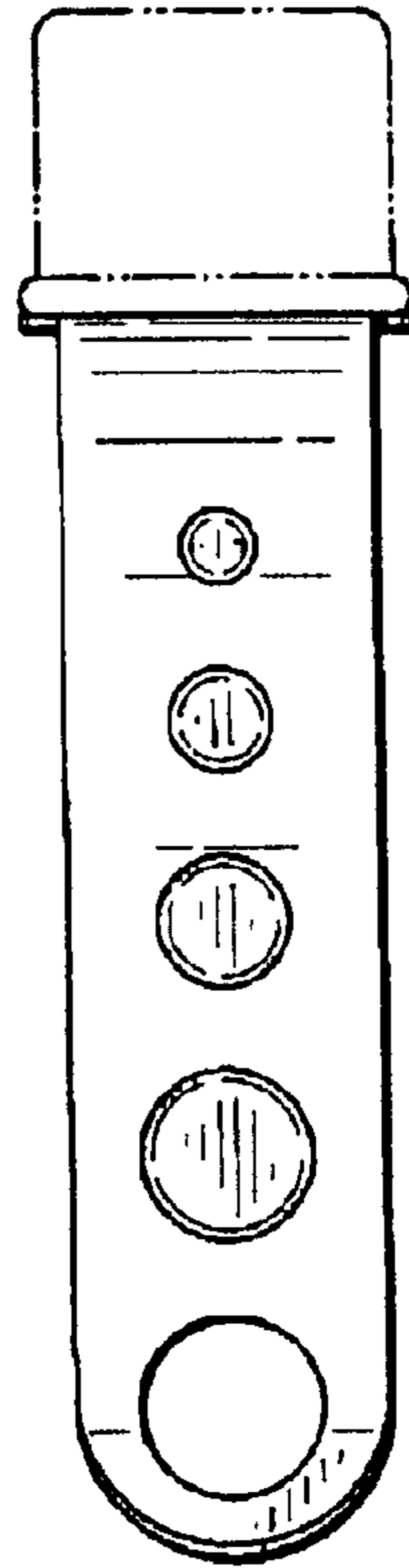
**1 Claim, 2 Drawing Sheets**




**FIG. 1**



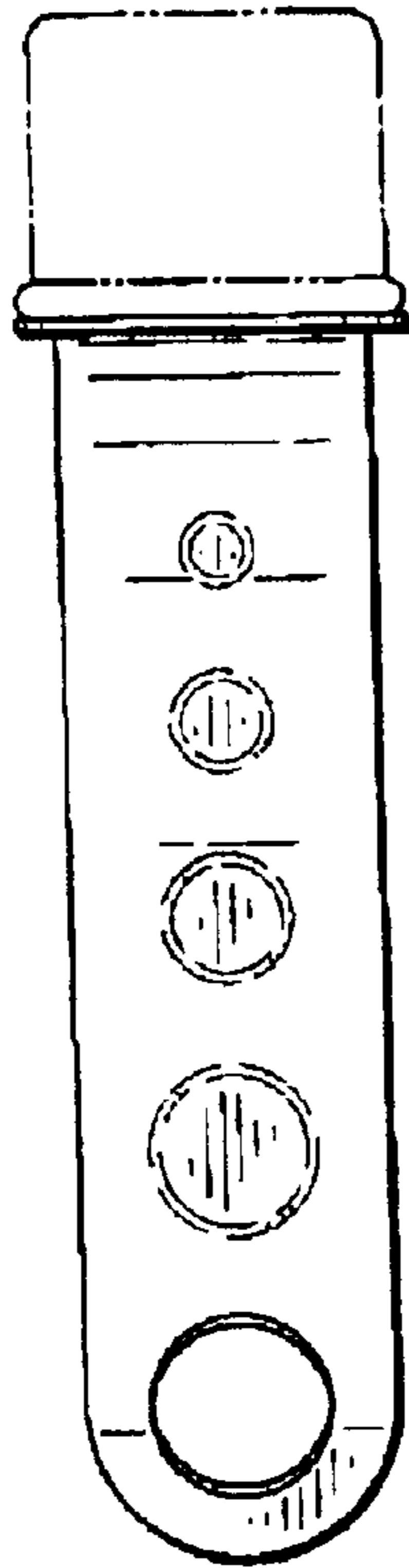
**FIG. 2**



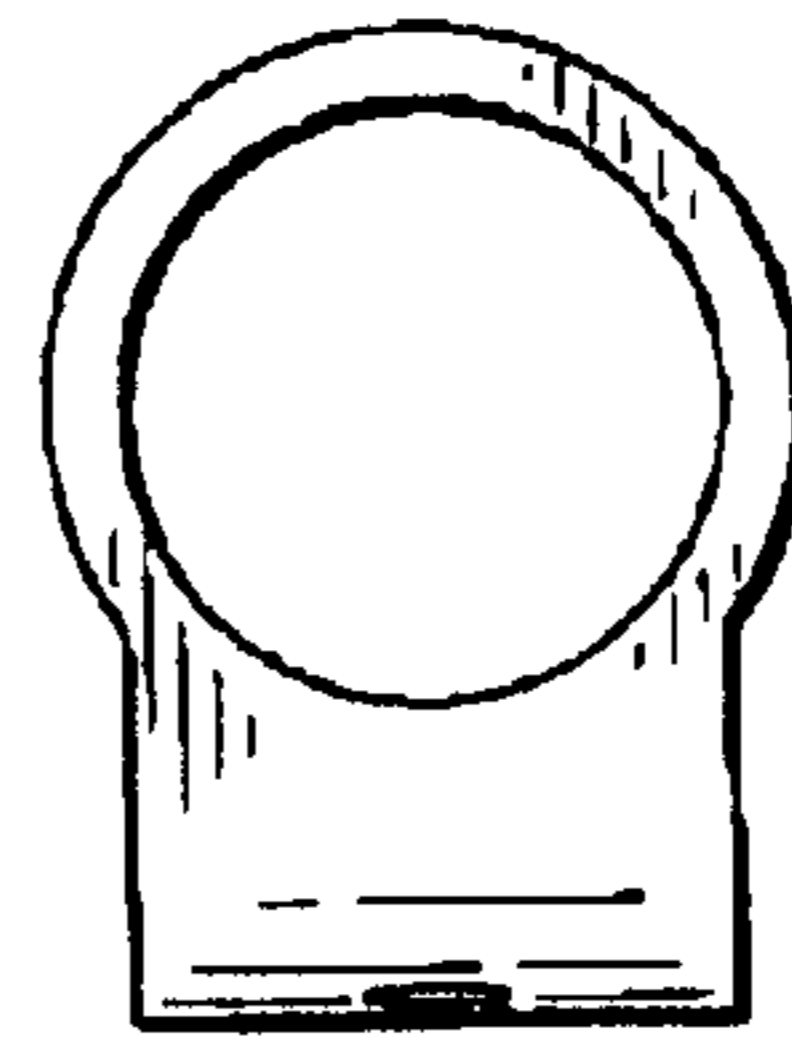
**FIG. 3**



**FIG. 4**



**FIG. 5**



**FIG. 6**

