



US00D446529B1

(12) **United States Design Patent**
Park

(10) **Patent No.:** **US D446,529 S**

(45) **Date of Patent:** **** Aug. 14, 2001**

(54) **DIAMOND CUTTING WHEEL**

5,997,382 * 12/1999 Sasamori et al. 451/548 X

(75) Inventor: **Kuk Seob Park**, Incheon (KR)

* cited by examiner

(73) Assignee: **Shinhan Diamond Industrial Co., Ltd.**, Incheon (KR)

Primary Examiner—Antoine Duval Davis

(74) *Attorney, Agent, or Firm*—Ladas & Parry

(**) Term: **14 Years**

(57) **CLAIM**

The ornamental design for a diamond cutting wheel, as shown, and described.

(21) Appl. No.: **29/131,870**

(22) Filed: **Oct. 30, 2000**

DESCRIPTION

(30) **Foreign Application Priority Data**

Jul. 5, 2000 (KR) 00-17483

FIG. 1 is perspective view of diamond cutting wheel in accordance with the invention.

(51) **LOC (7) Cl.** **15-09**

FIG. 2 is a front view of the diamond cutting wheel;

(52) **U.S. Cl.** **D15/139**

FIG. 3 is a rear view of the diamond cutting wheel (FIG. 3 is same as the FIG. 2);

(58) **Field of Search** D15/139; D8/74;
451/541-548; 125/13.01, 15

FIG. 4 is a top view of the diamond cutting wheel;

FIG. 5 is a bottom view of the diamond cutting wheel;

FIG. 6 is a right side view of the diamond cutting wheel (FIG. 6 is same as the FIG. 5); and,

FIG. 7 is a left side view of the diamond cutting wheel.

(56) **References Cited**

U.S. PATENT DOCUMENTS

D. 421,704 * 3/2000 Hasagawa D15/139

1 Claim, 4 Drawing Sheets

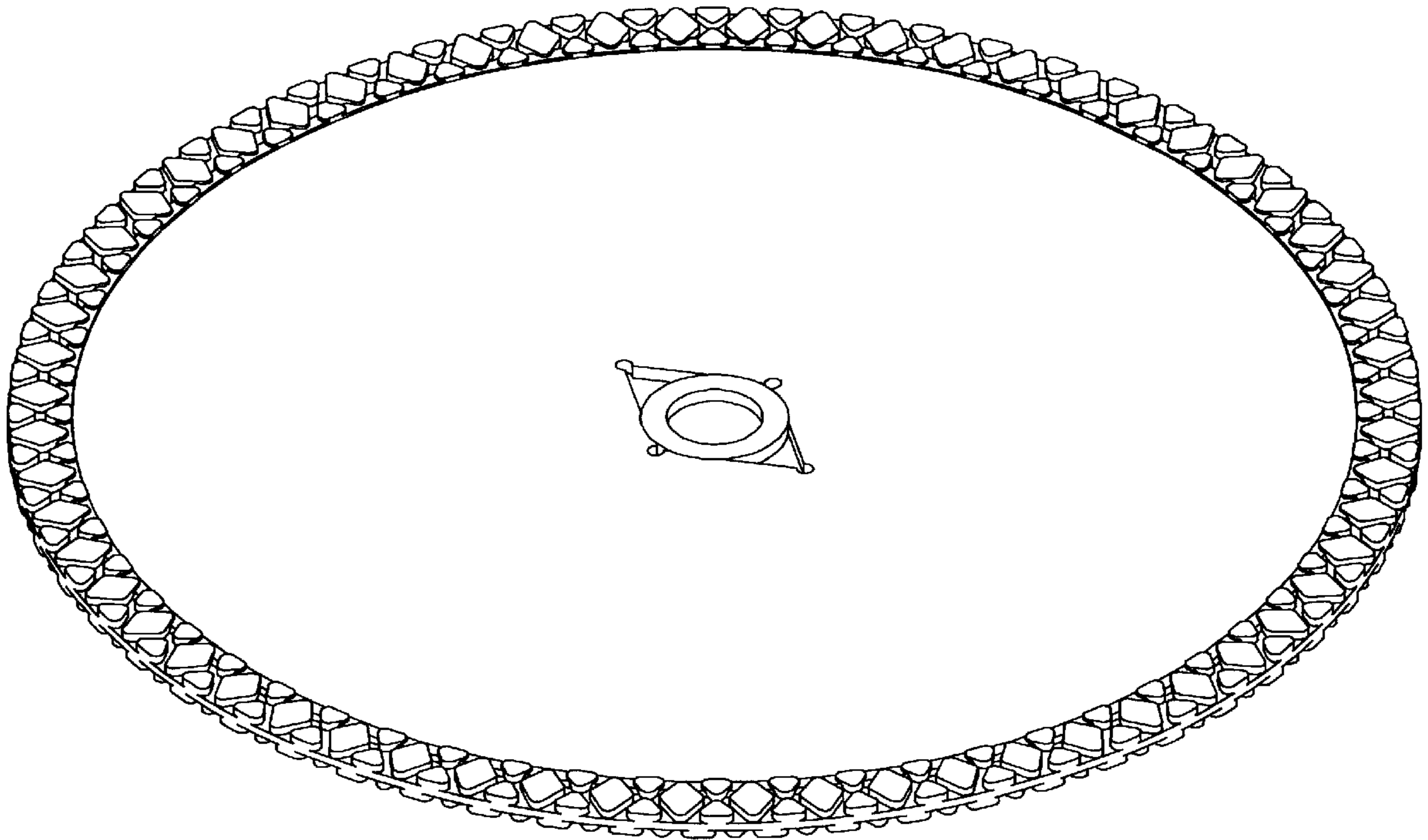


FIG 1

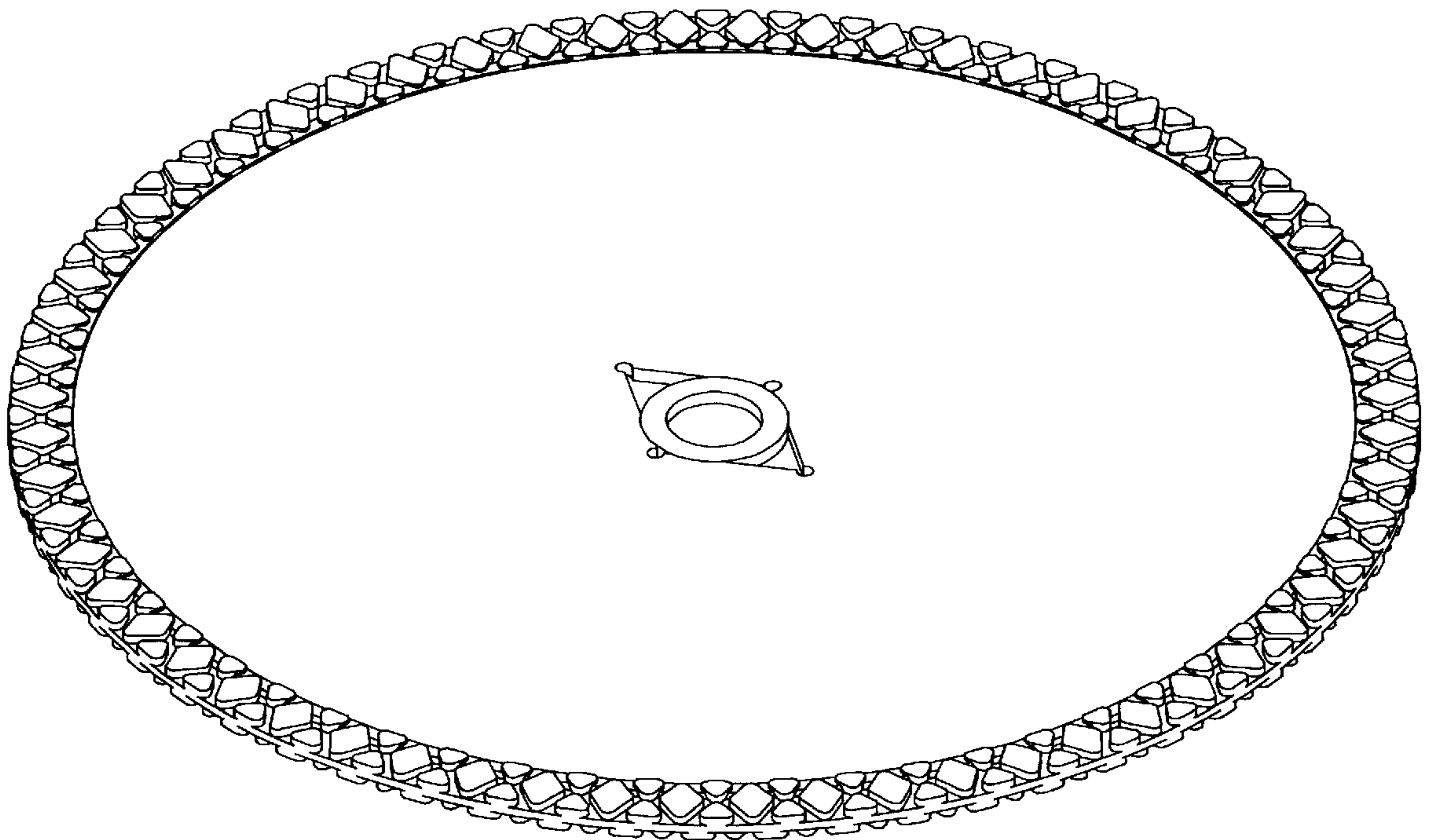


FIG 2

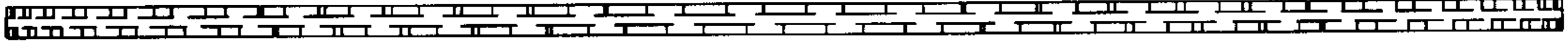


FIG 3

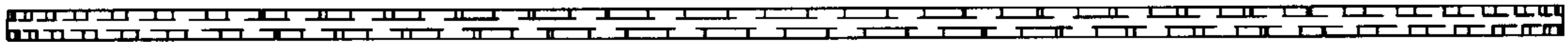


FIG 6

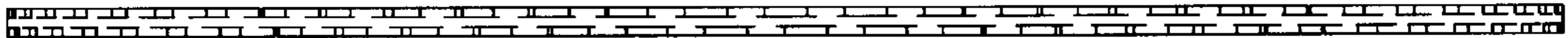


FIG 7

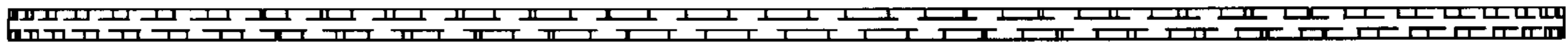


FIG 4

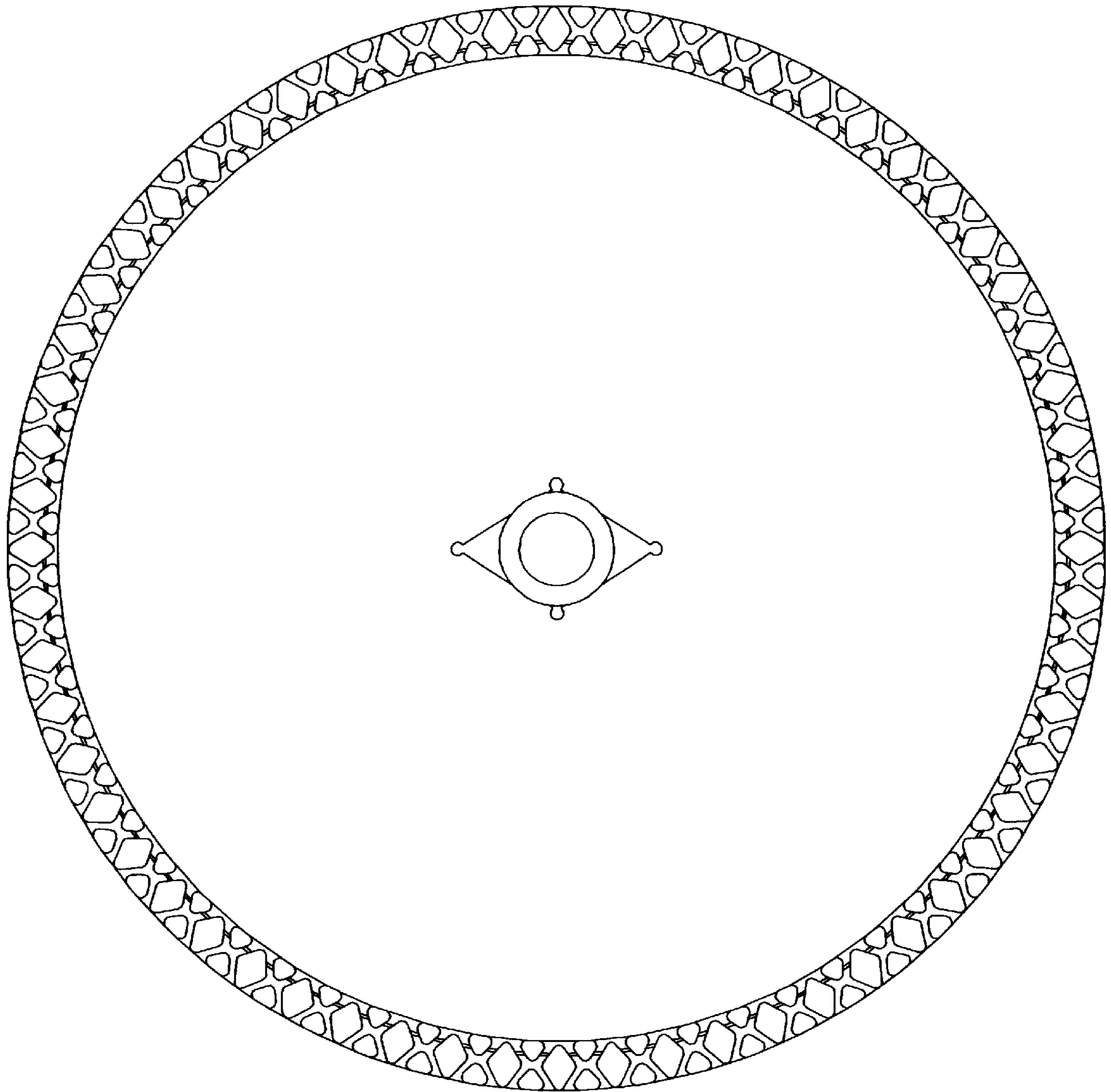


FIG 5

