



US00D446508B1

(12) **United States Design Patent**  
**Yoo et al.**

(10) **Patent No.:** **US D446,508 S**

(45) **Date of Patent:** **\*\* Aug. 14, 2001**

(54) **WIRELESS PHONE**  
(75) Inventors: **Young Kyu Yoo; Jae Kyung Lee**, both  
of Kyonggi-Do (KR)  
(73) Assignee: **Appeal Telecom Co. Ltd (KR)**  
(\*\*) Term: **14 Years**

D. 430,859	*	9/2000	Lindeman et al.	.....	D14/138
D. 431,539	*	10/2000	Kuo	.....	D14/138
D. 432,105	*	10/2000	Hyun	.....	D14/138
D. 432,510	*	10/2000	Hyun	.....	D14/138
5,933,783	*	8/1999	Kawakami et al.	.....	455/550
6,011,699	*	1/2000	Murray et al.	.....	361/814
6,049,725	*	4/2000	Emmert et al.	.....	455/573
6,141,540	*	10/2000	Richards et al.	.....	455/90

(21) Appl. No.: **29/132,513**  
(22) Filed: **Nov. 13, 2000**  
(51) **LOC (7) Cl.** ..... **14-03**  
(52) **U.S. Cl.** ..... **D14/138**  
(58) **Field of Search** ..... D14/137, 138,  
D14/218, 147-148, 247-248, 144, 341-347;  
379/433.434, 419, 420, 428, 440; 455/550-575,  
90; 348/14.01, 14.02

**FOREIGN PATENT DOCUMENTS**

848974 \* 10/1992 (JP) .  
849173 \* 10/1992 (JP) .

\* cited by examiner

*Primary Examiner*—Jeffrey Asch  
(74) *Attorney, Agent, or Firm*—McGuireWoods LLP

(57) **CLAIM**

The ornamental design for a wireless phone, as shown and described.

(56) **References Cited**  
**U.S. PATENT DOCUMENTS**

D. 346,164	*	4/1994	Shirakawa et al.	.....	D14/138
D. 359,734	*	6/1995	Nagele et al.	.....	D14/138
D. 369,598	*	5/1996	Nagele et al.	.....	D14/138
D. 408,030	*	4/1999	Richards et al.	.....	D14/138
D. 415,152	*	10/1999	Koo	.....	D14/138
D. 419,155	*	1/2000	Nagele et al.	.....	D14/138
D. 419,991	*	2/2000	Park	.....	D14/138
D. 424,557	*	5/2000	Nagele et al.	.....	D14/138
D. 428,403	*	7/2000	Hyun	.....	D14/138
D. 429,228	*	8/2000	Nagele et al.	.....	D14/138
D. 429,707	*	8/2000	Park	.....	D14/138
D. 429,709	*	8/2000	Nagele et al.	.....	D14/138

**DESCRIPTION**

FIG. 1 is a front perspective view of the wireless phone; FIG. 2 is a front elevation view of the wireless phone; FIG. 3 is a back elevation view of the wireless phone; FIG. 4 is a left side plan view of the wireless phone; FIG. 5 is a right side plan view of the wireless phone; FIG. 6 is a top plan view of the wireless phone; FIG. 7 is a lower plan view of the wireless phone; and, FIG. 8 is a front elevation view of wireless phone in an unfolded state.

**1 Claim, 5 Drawing Sheets**

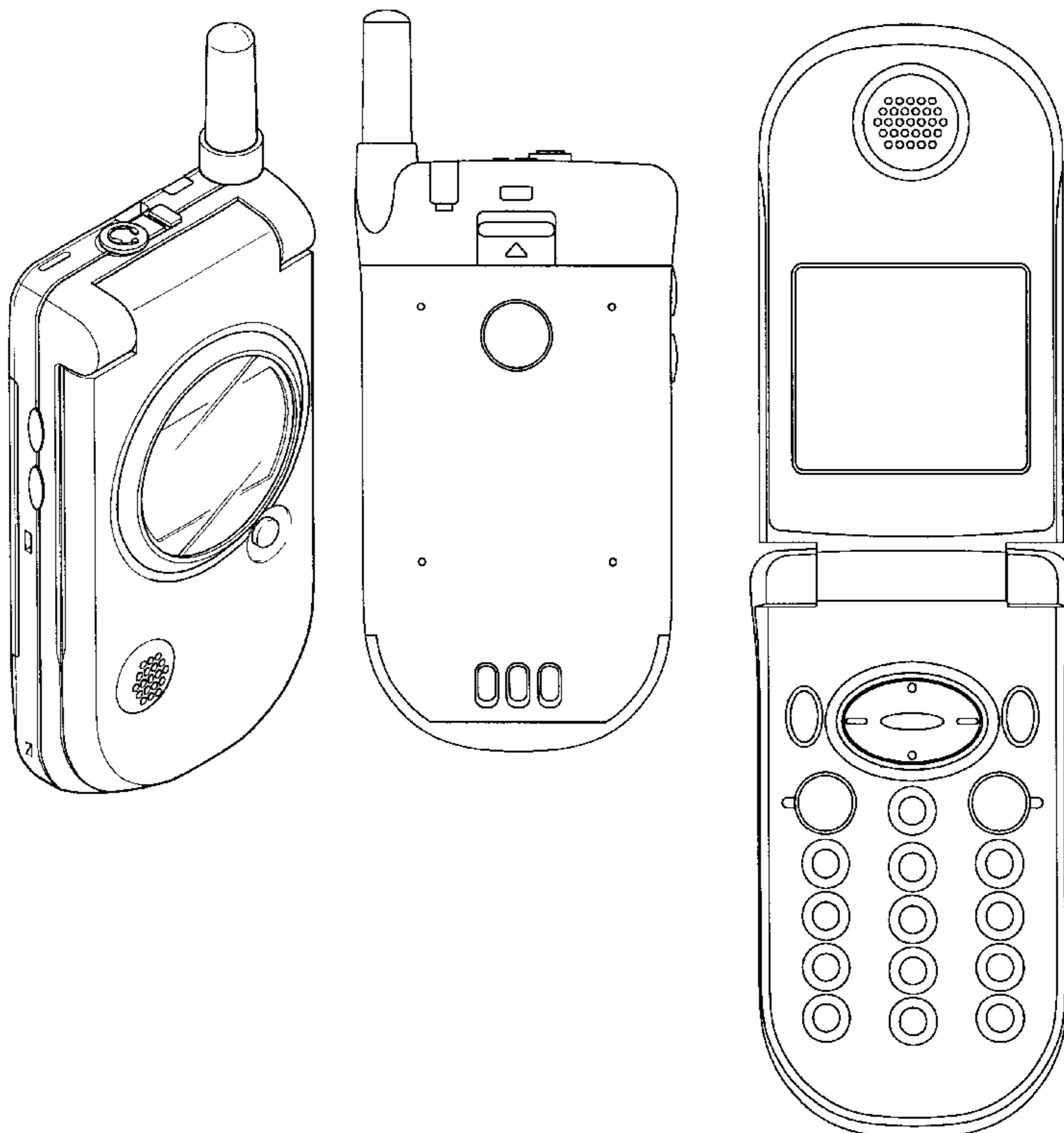


FIG. 1

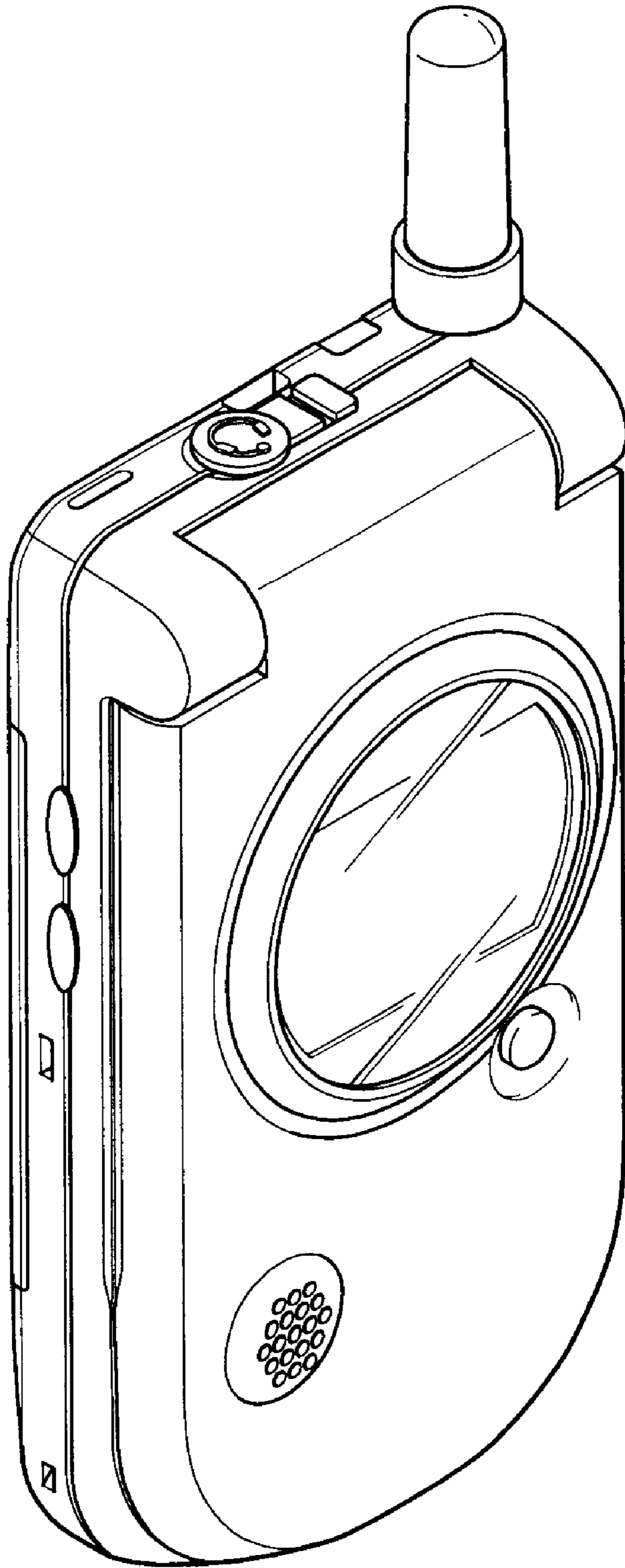


FIG. 2

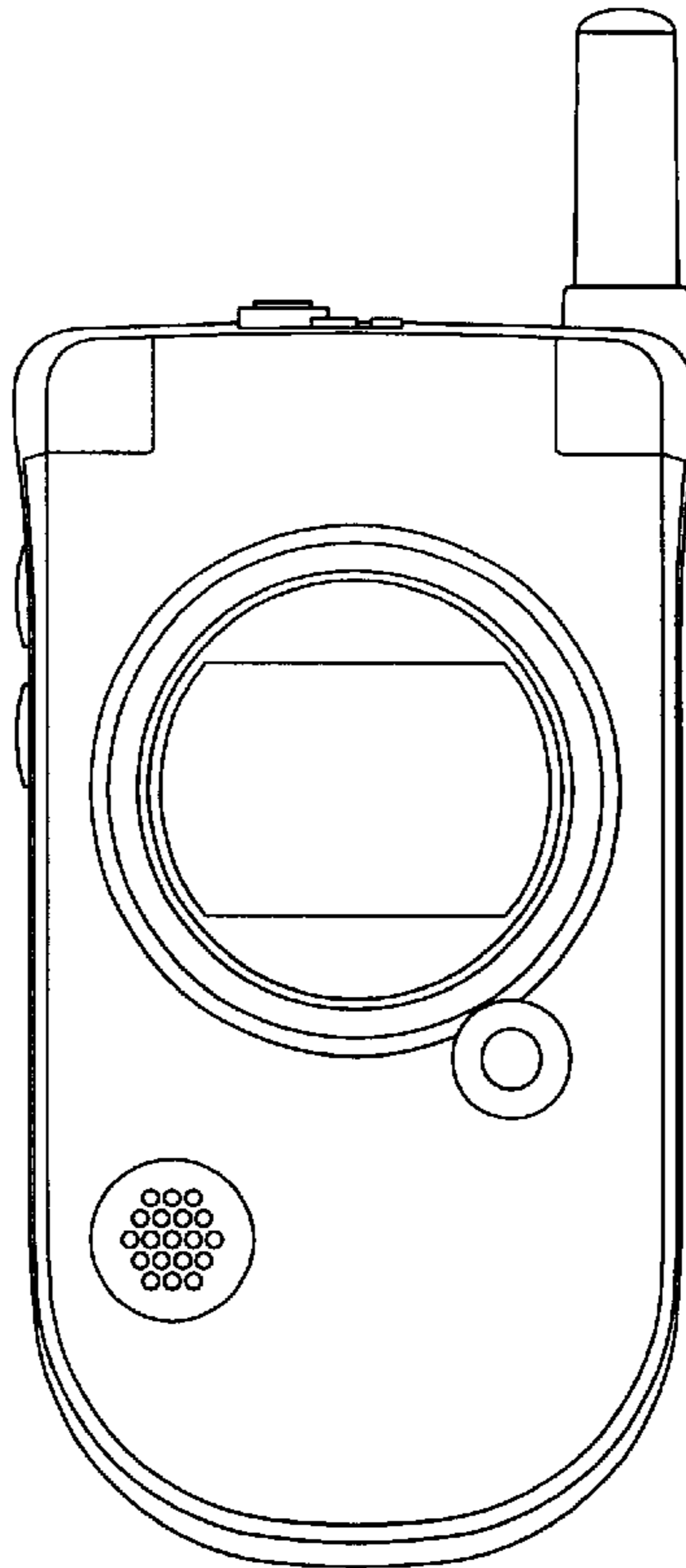


FIG. 3

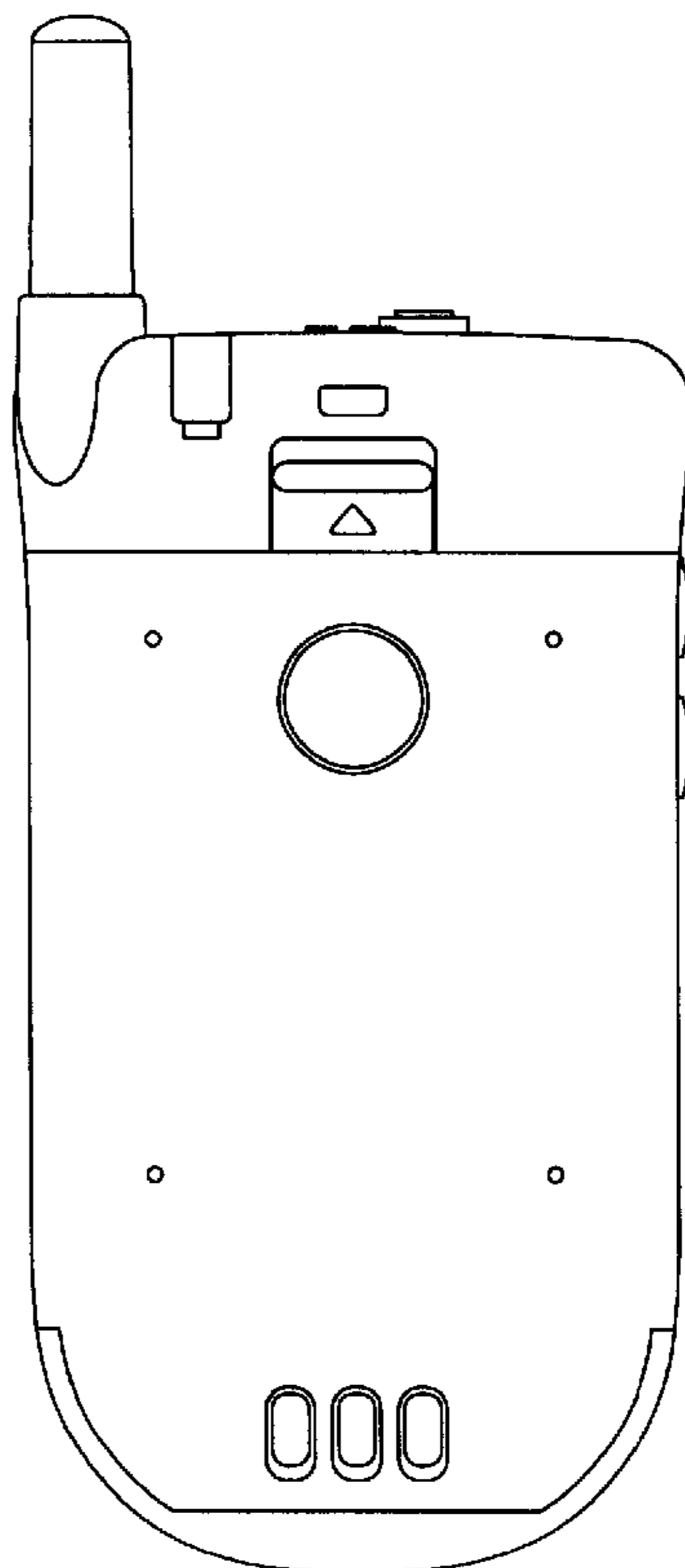


FIG. 4

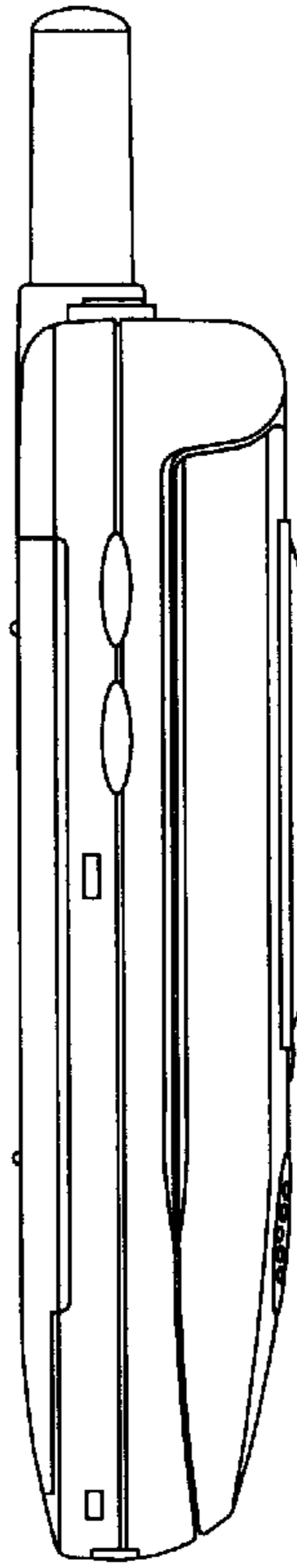


FIG. 5



FIG. 6

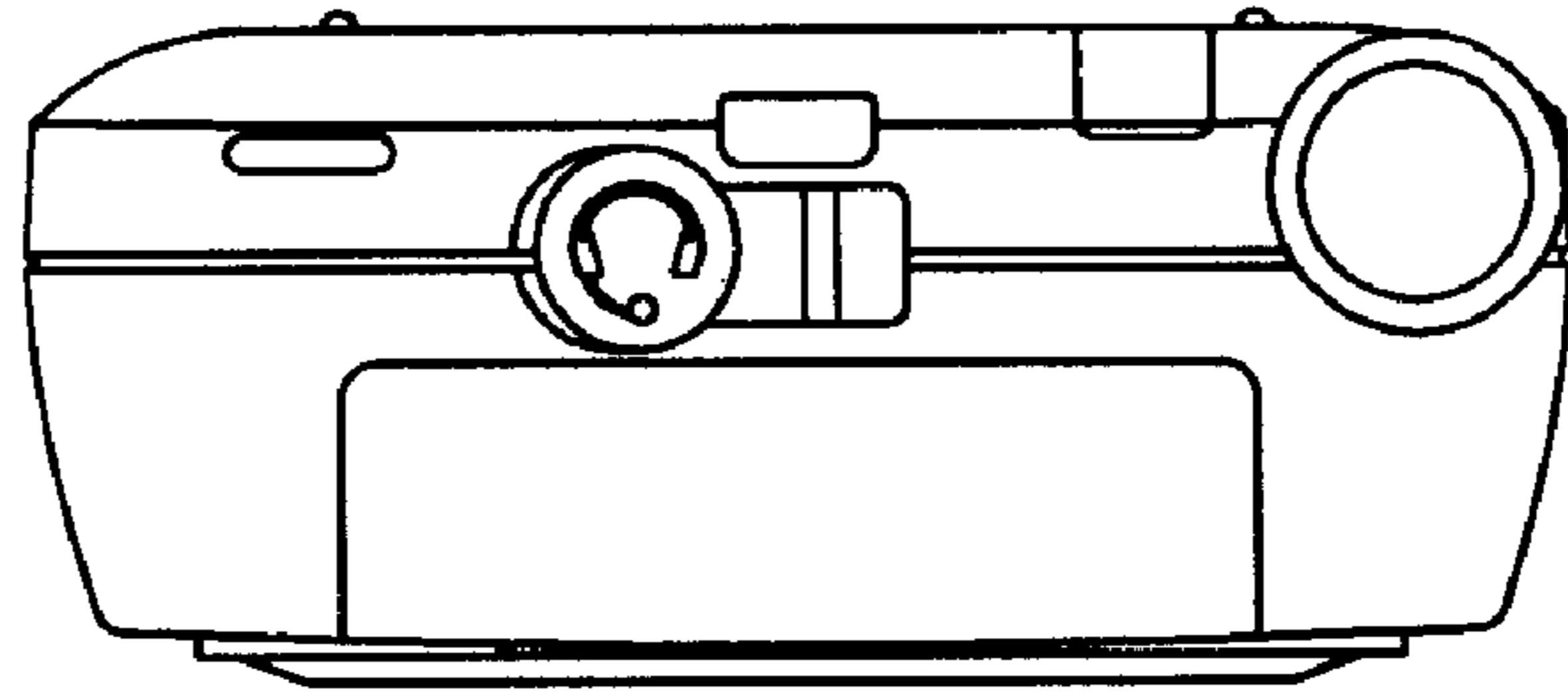


FIG. 7

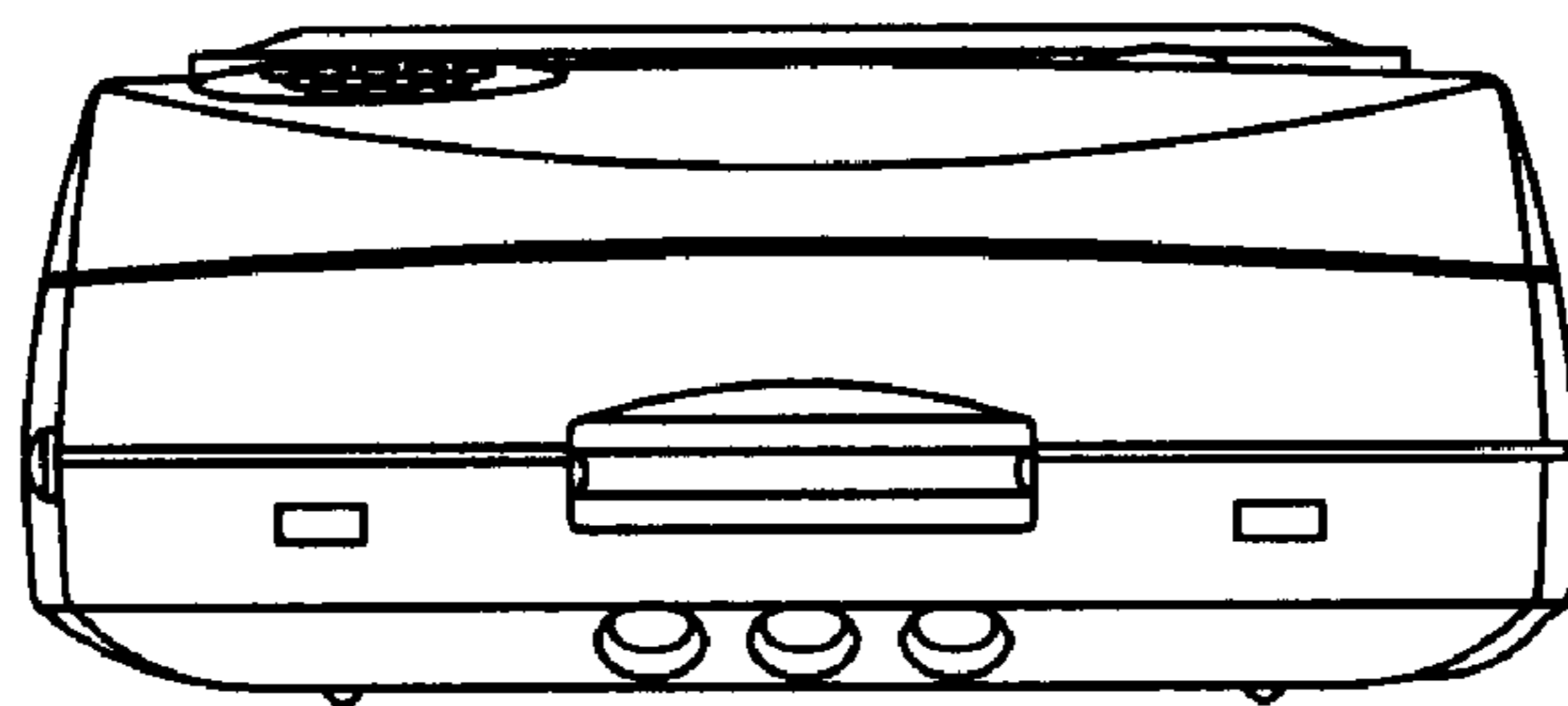


FIG. 8

