



US00D446503B1

(12) **United States Design Patent**
Lee

(10) **Patent No.:** **US D446,503 S**

(45) **Date of Patent:** **** Aug. 14, 2001**

(54) **POWER STRIP**

(75) Inventor: **Kendrew Lee**, Fremont, CA (US)

(73) Assignee: **Monster Cable Products, Inc.**,
Brisbane, CA (US)

(**) Term: **14 Years**

(21) Appl. No.: **29/135,106**

(22) Filed: **Jan. 4, 2001**

(51) **LOC (7) Cl.** **13-03**

(52) **U.S. Cl.** **D13/139.8**

(58) **Field of Search** D13/139.6–139.8;
D8/359; 439/650, 651, 652, 653, 654, 954,
501, 502, 107, 142

(56) **References Cited**

U.S. PATENT DOCUMENTS

D. 350,940 * 9/1994 Rossman et al. D13/139.8

D. 400,175 * 10/1998 Okamoto D13/139.7

6,179,665 * 1/2001 Rossman et al. 439/654

* cited by examiner

Primary Examiner—Susan J. Lucas

Assistant Examiner—Jennifer Rivard

(74) *Attorney, Agent, or Firm*—LaRiviere, Grubman &
Payne, LLP

(57) **CLAIM**

The ornamental design for a power strip, as shown.

DESCRIPTION

A portion of the disclosure of this design patent document contains material to which a claim of copyright protection is also made. The copyright owner has no objection to the facsimile reproduction of the patent document or the patent disclosure as it appears in the U.S. Patent and Trademark office file or records, but reserves all other rights.

FIG. 1 is a perspective view of a power strip, in accordance with the present invention.

FIG. 2 is a plan view of a power strip, in accordance with the present invention.

FIG. 3 is an underside view of a power strip, in accordance with the present invention.

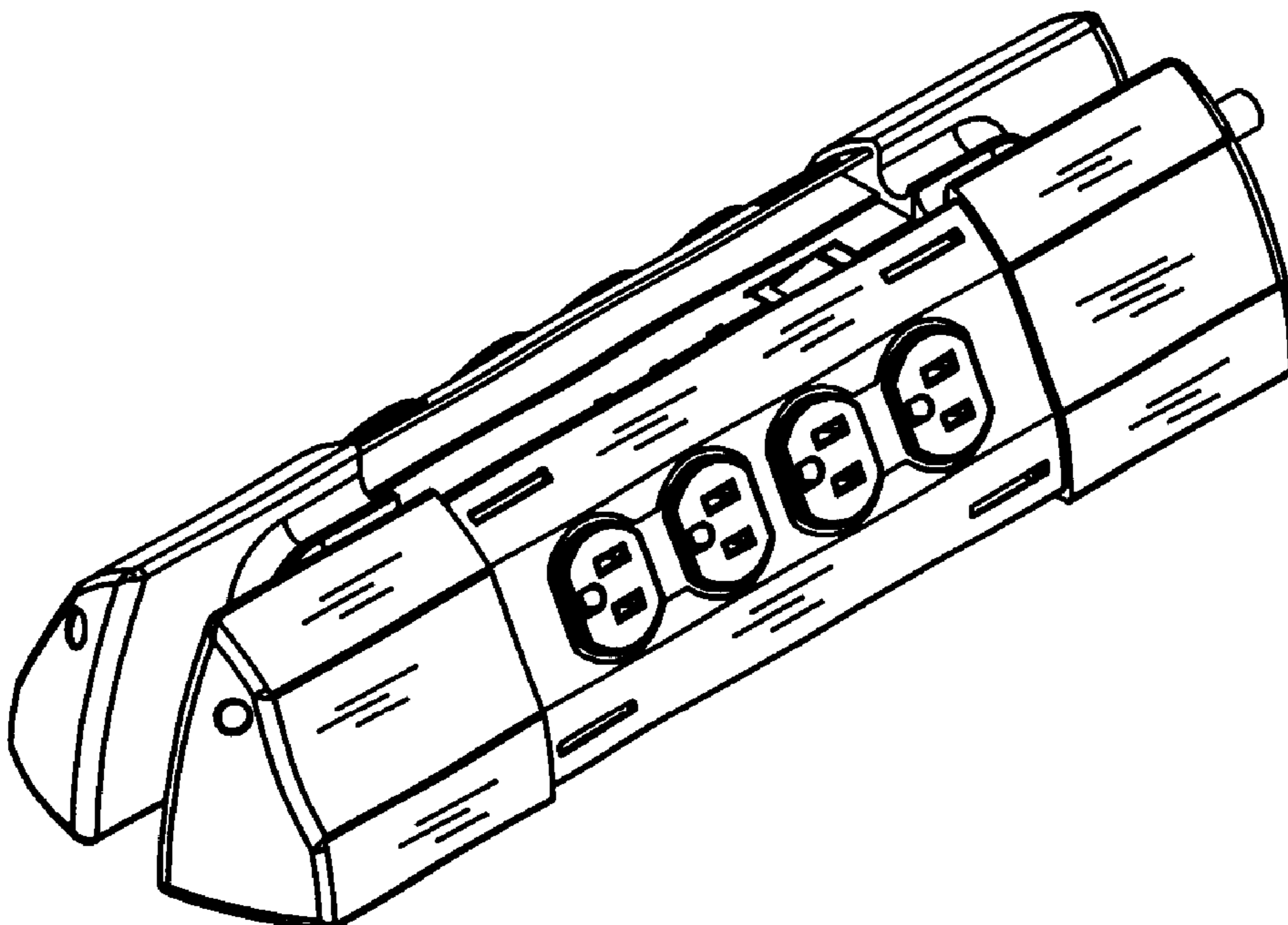
FIG. 4 is a side view of a power strip, in accordance with the present invention.

FIG. 5 is a corresponding side view of a power strip, in accordance with the present invention.

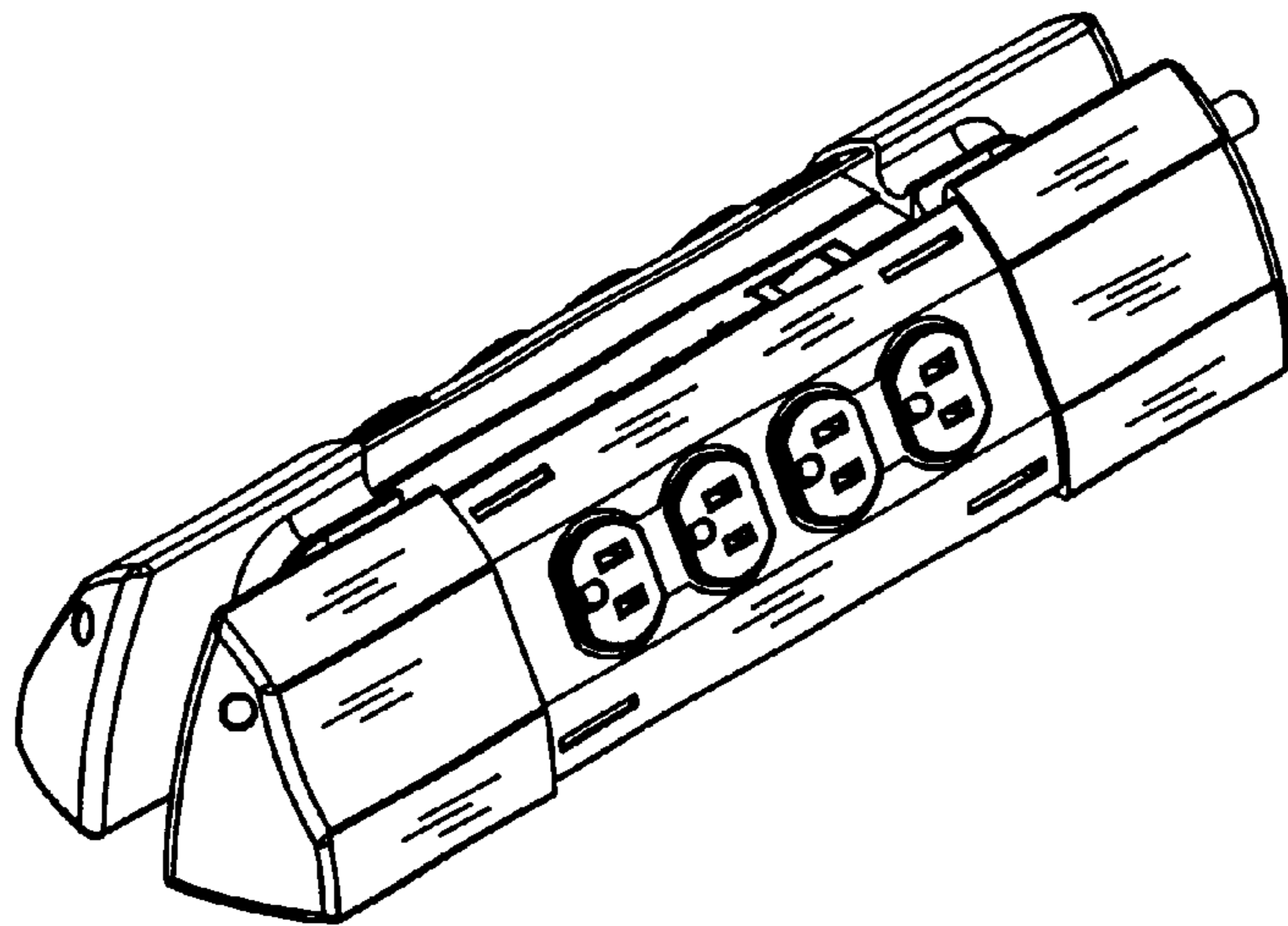
FIG. 6 is a rear view of a power strip, in accordance with the present invention; and,

FIG. 7 is a frontal view of a power strip, in accordance with the present invention.

1 Claim, 2 Drawing Sheets

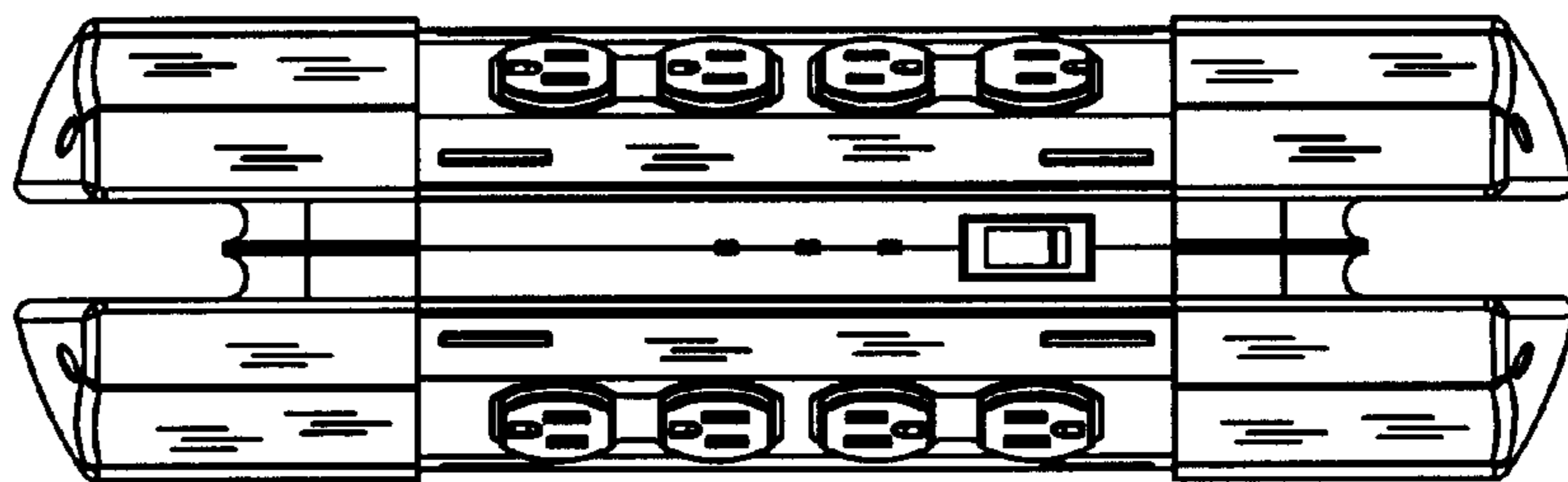


© 2001 Monster Cable Products, Inc.




© 2001 Monster Cable Products, Inc.

FIG. 1



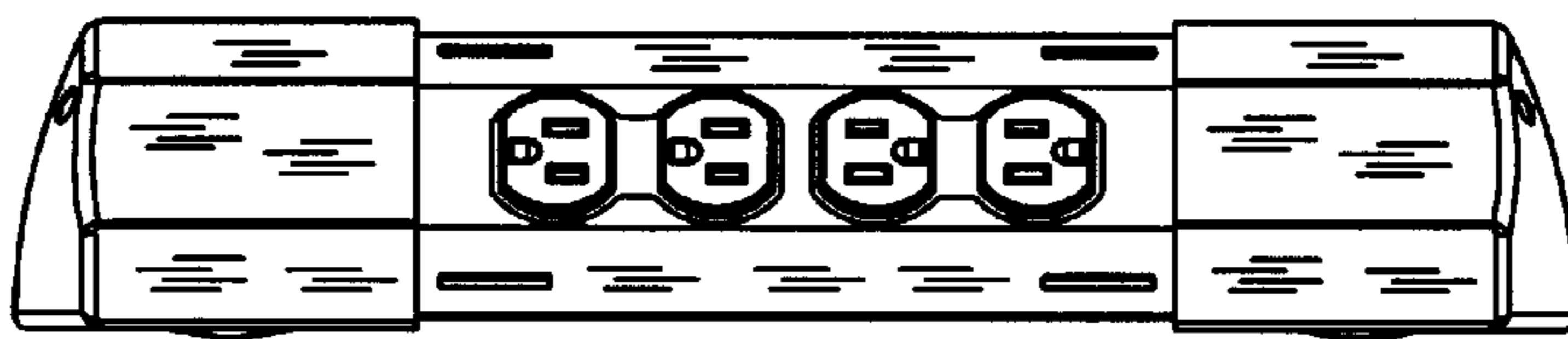
© 2001 Monster Cable Products, Inc.

FIG. 2



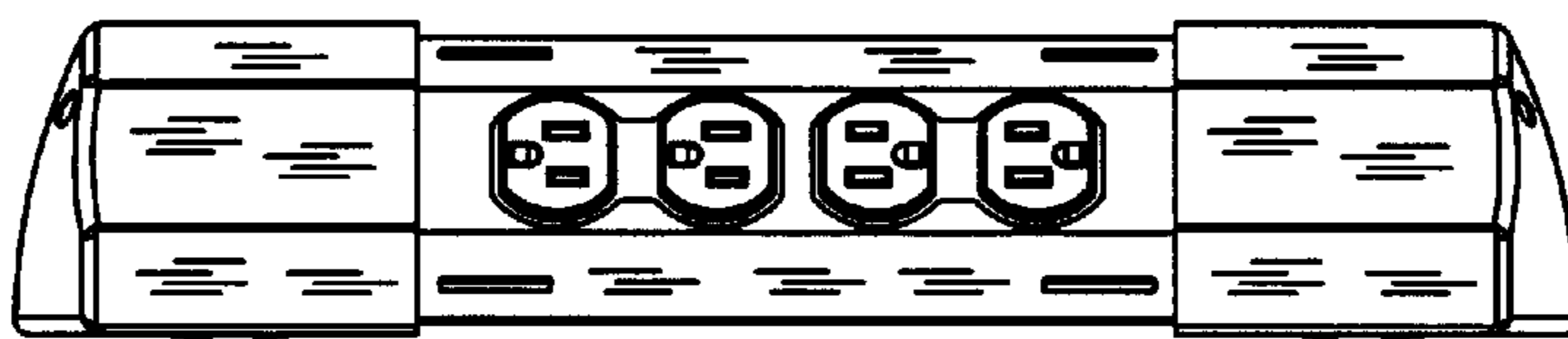
© 2001 Monster Cable Products, Inc.

FIG. 3



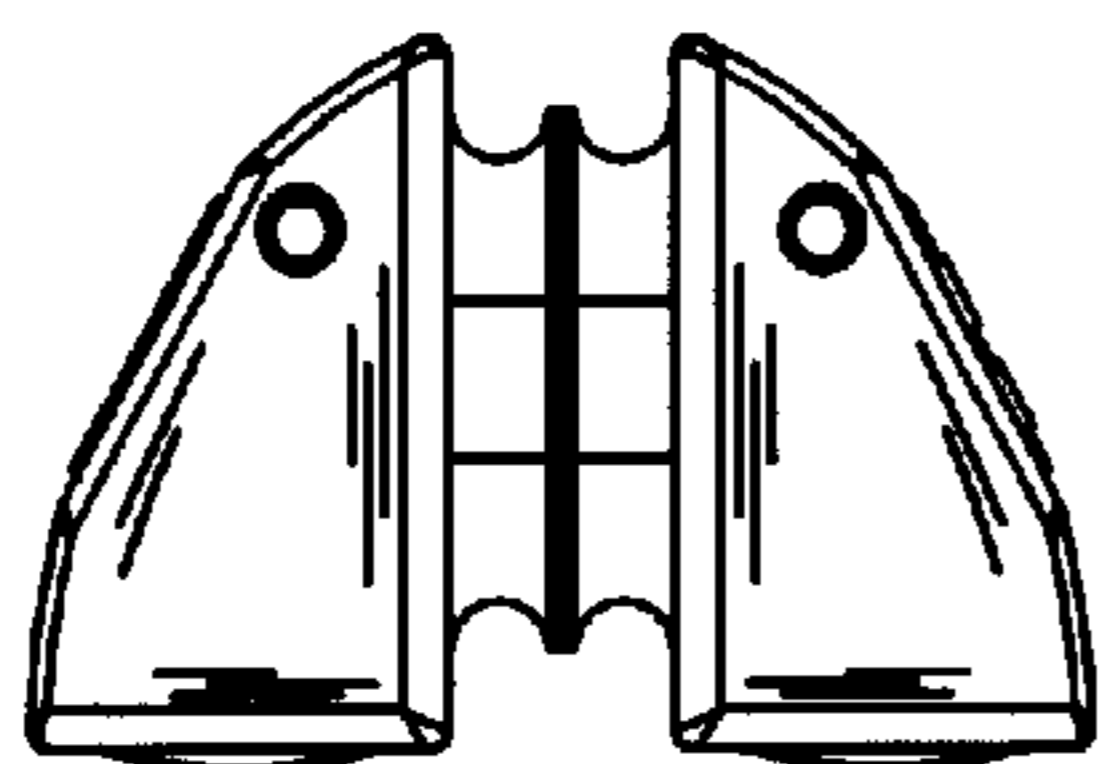
© 2001 Monster Cable Products, Inc.

FIG. 4



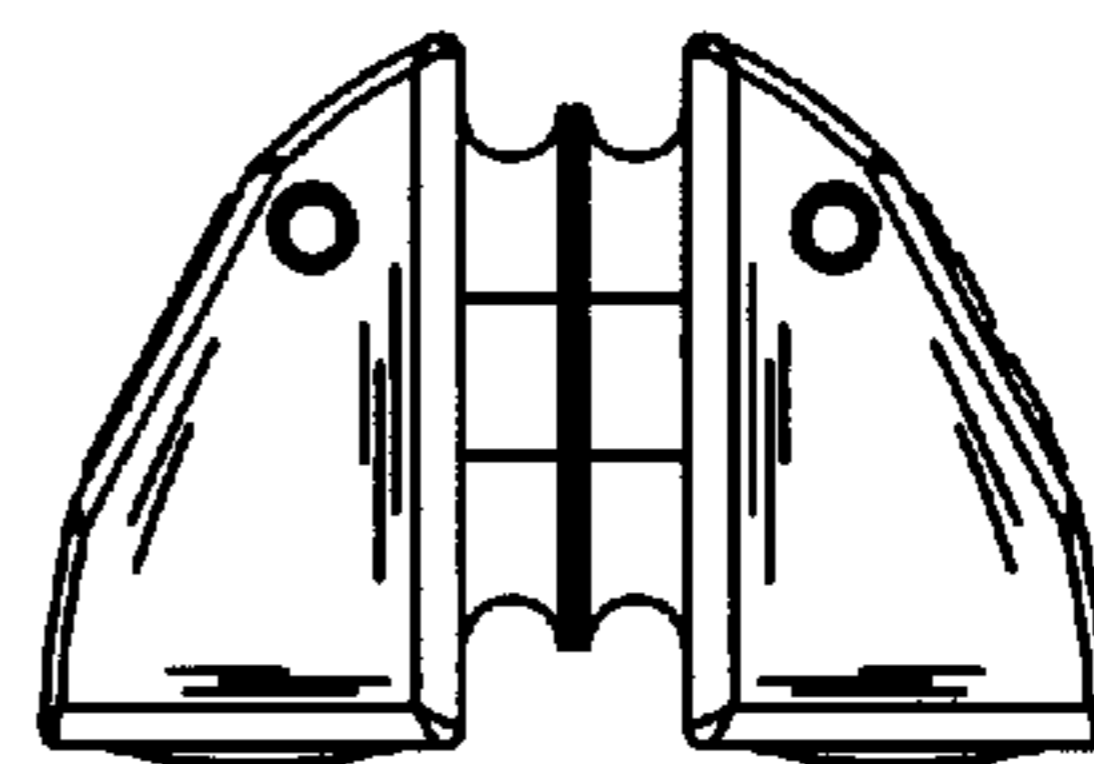
© 2001 Monster Cable Products, Inc.

FIG. 5



© 2001 Monster Cable Products, Inc.

FIG. 6



© 2001 Monster Cable Products, Inc.

FIG. 7