



US00D446495B1

(12) **United States Design Patent**
Kolpin

(10) **Patent No.:** **US D446,495 S**

(45) **Date of Patent:** **** Aug. 14, 2001**

(54) **ATV REAR RACK LUGGAGE**

(76) **Inventor:** **Ronald N. Kolpin**, 9380 Ladwig La.,
Berlin, WI (US) 54923

(**) **Term:** **14 Years**

(21) **Appl. No.:** **29/132,640**

(22) **Filed:** **Nov. 13, 2000**

(51) **LOC (7) Cl.** **12-16**

(52) **U.S. Cl.** **D12/406; D3/276; D3/289**

(58) **Field of Search** **D12/406-410,**
D12/412-414; 224/328, 323, 572, 527,
488-498, 522-526, 463, 400-401, 585;
296/37.1, 37.6; D3/273, 276, 279, 287,
289, 902

(56) **References Cited**

U.S. PATENT DOCUMENTS

D. 216,966	*	3/1970	Belokin	D12/406
D. 236,456	*	8/1975	Pelton	D12/406
D. 273,912	*	5/1984	Davis	D3/279
D. 292,749	*	11/1987	Allen	D3/279
D. 354,398	*	1/1995	Berman	D3/276
D. 372,581	*	8/1996	Bernstein et al.	D3/279
D. 410,224	*	5/1999	Landy	D12/413

D. 433,988	*	11/2000	Beebe	D12/406
3,228,576	*	1/1966	Gaukel	224/572
4,050,614	*	9/1977	Simpson	224/572
4,907,728	*	3/1990	Giblet	224/572 X
4,957,228	*	9/1990	Balka	224/572 X
5,314,101	*	5/1994	White	224/572
5,738,262	*	4/1998	Andrini	224/572

* cited by examiner

Primary Examiner—Stacia Cadmus

(74) *Attorney, Agent, or Firm*—Gerald E. Helget; Rider,
Bennett, Egan & Arundel

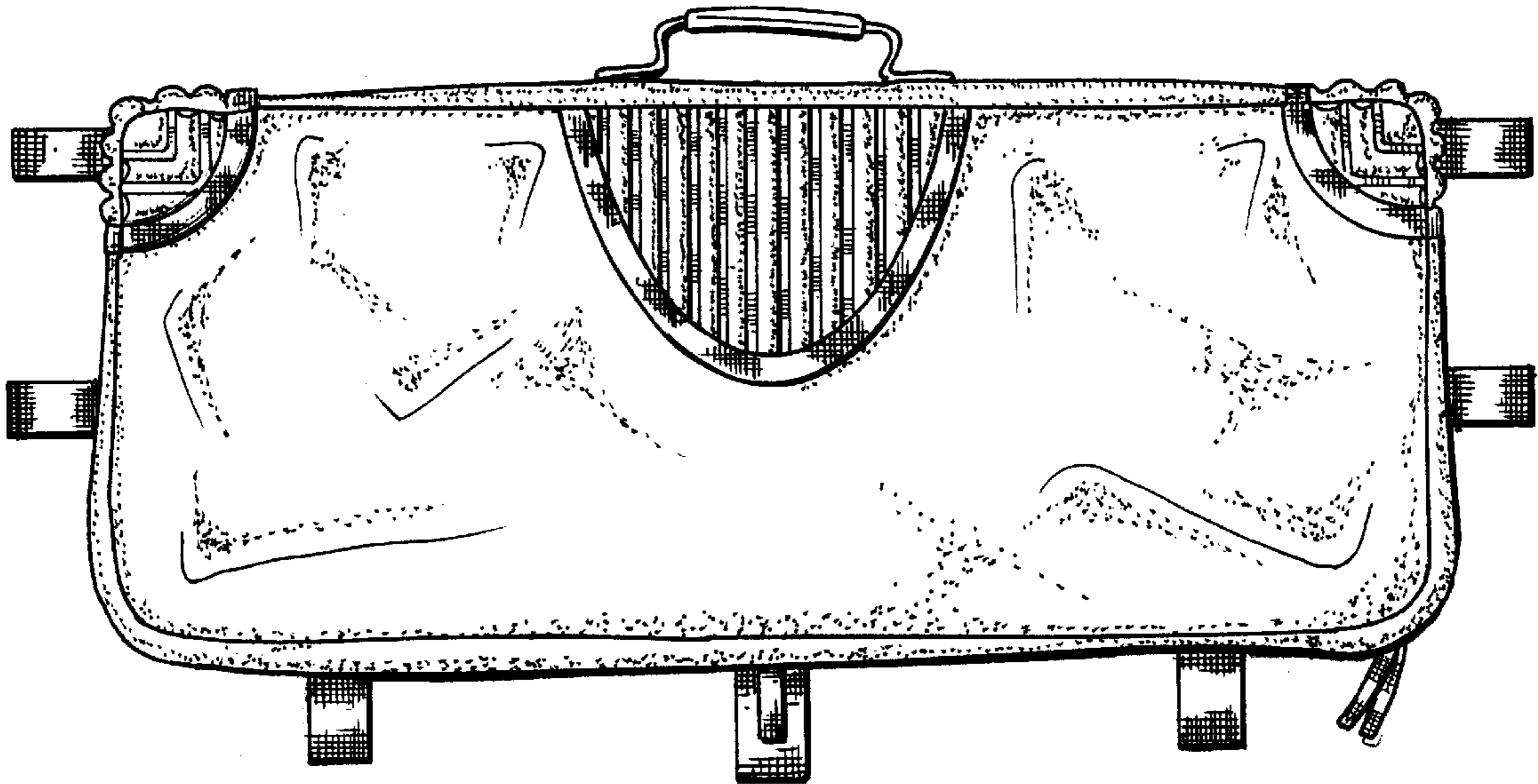
(57) **CLAIM**

The ornamental design for an ATV rear rack luggage, as shown and described.

DESCRIPTION

FIG. 1 is a top plan view of an ATV rear rack luggage showing my new design;
FIG. 2 is a front elevational view thereof;
FIG. 3 is a bottom plan view thereof;
FIG. 4 is a rear elevational view thereof;
FIG. 5 is a left side elevational view thereof; and,
FIG. 6 is a right side elevational view thereof.

1 Claim, 3 Drawing Sheets



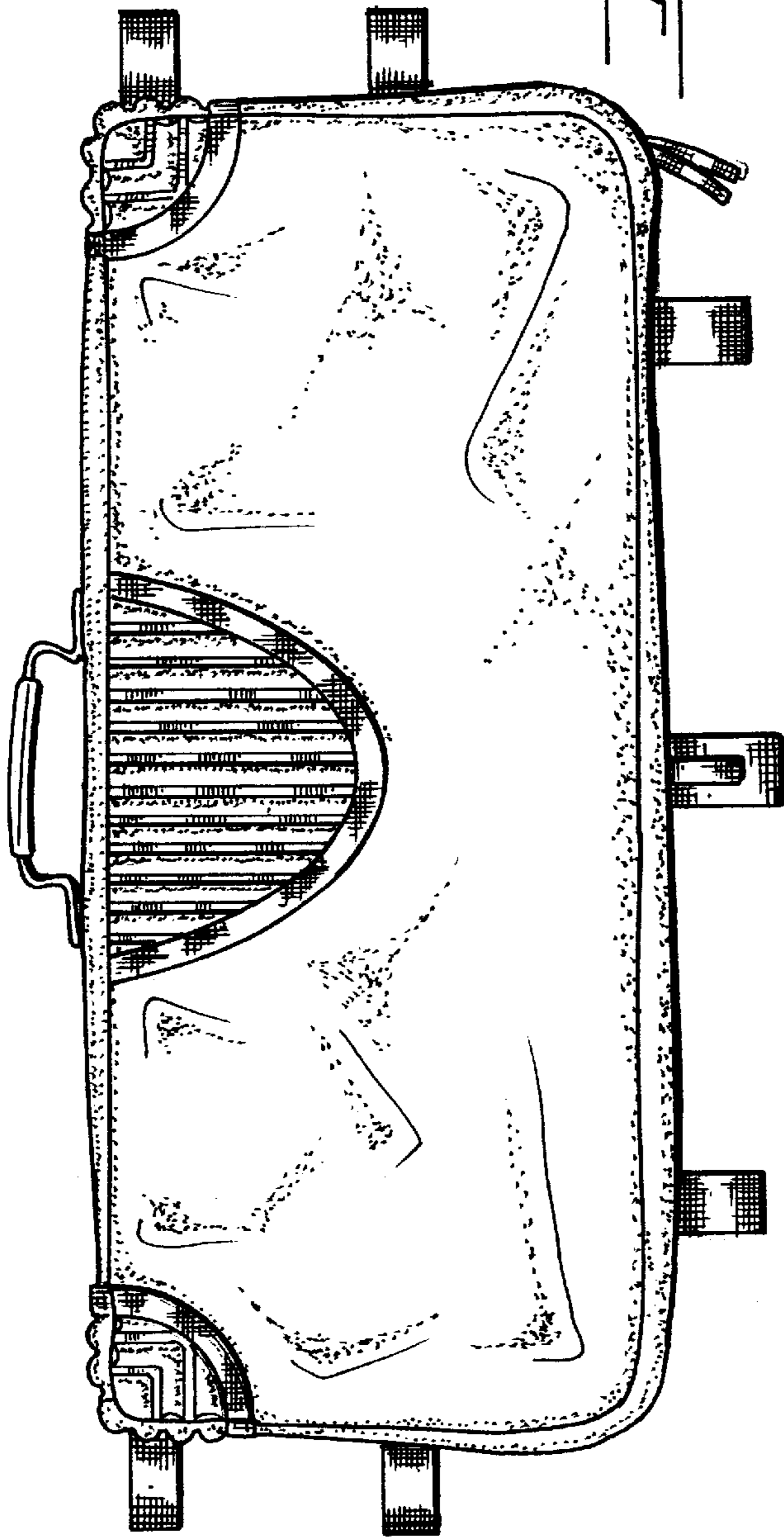


Fig. 1.

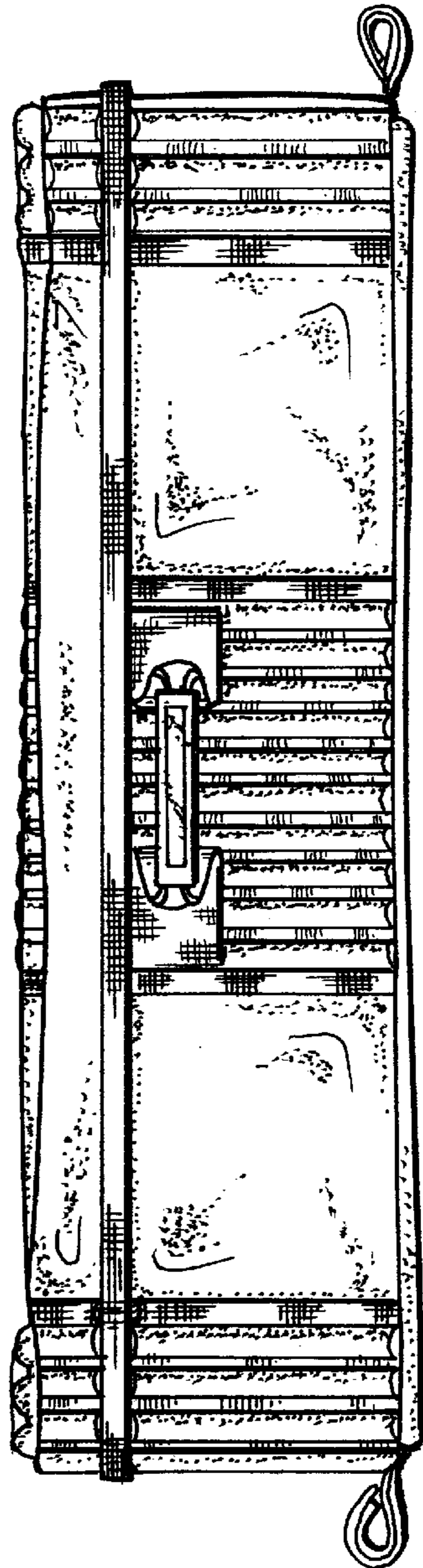


Fig. 2.

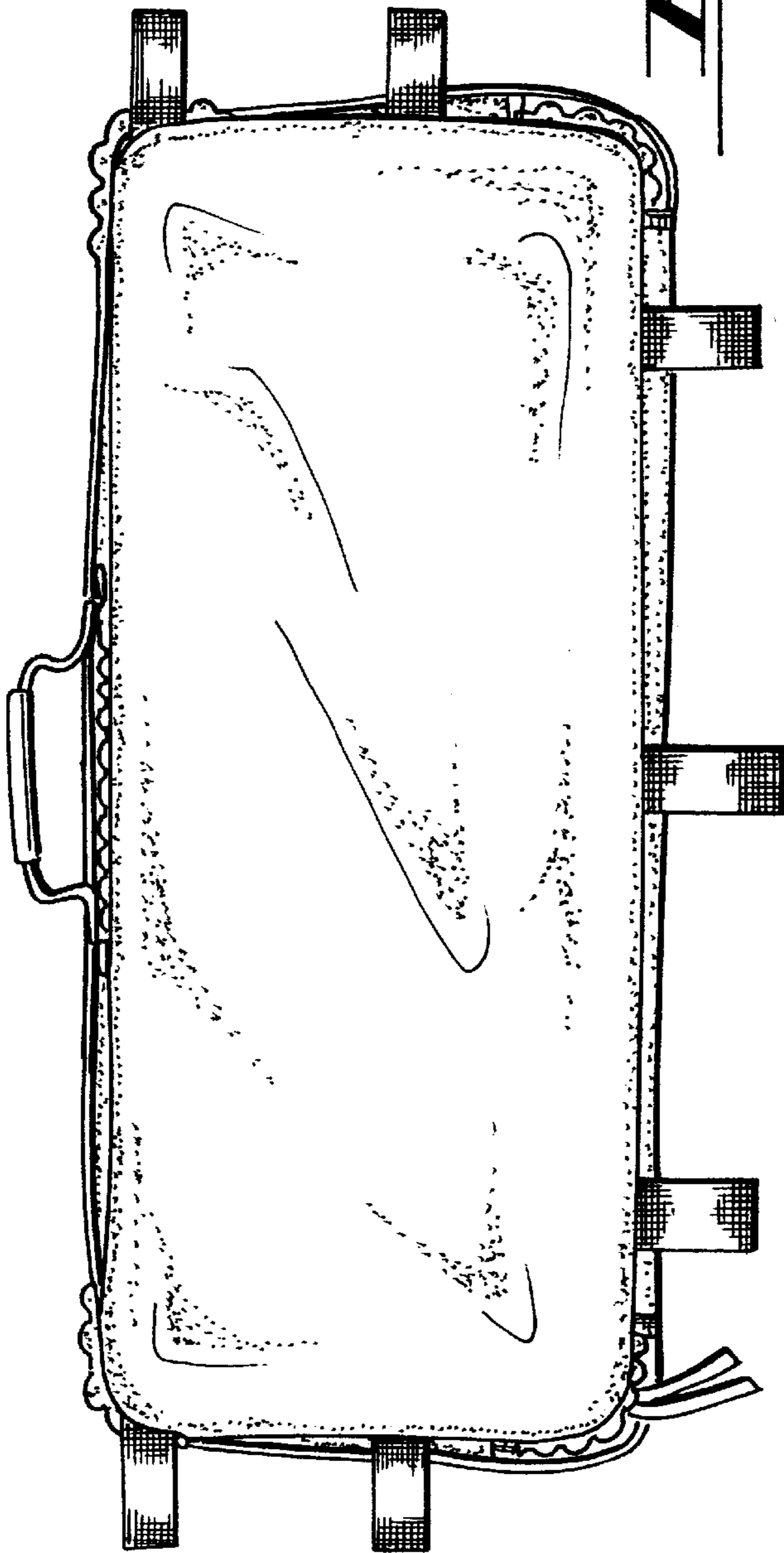


Fig. 3.

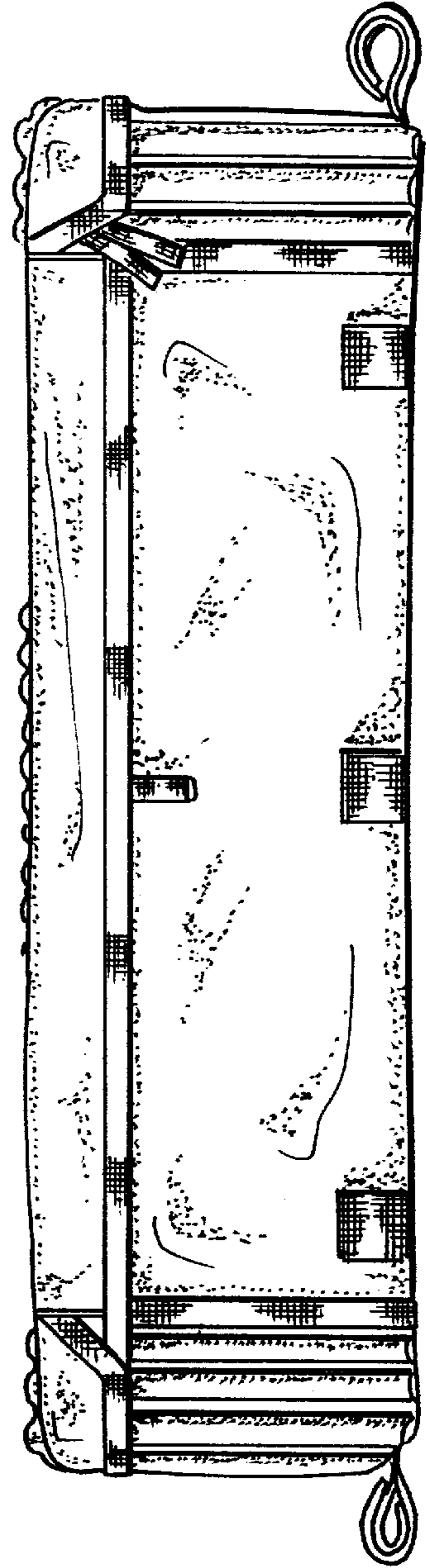


Fig. 4.

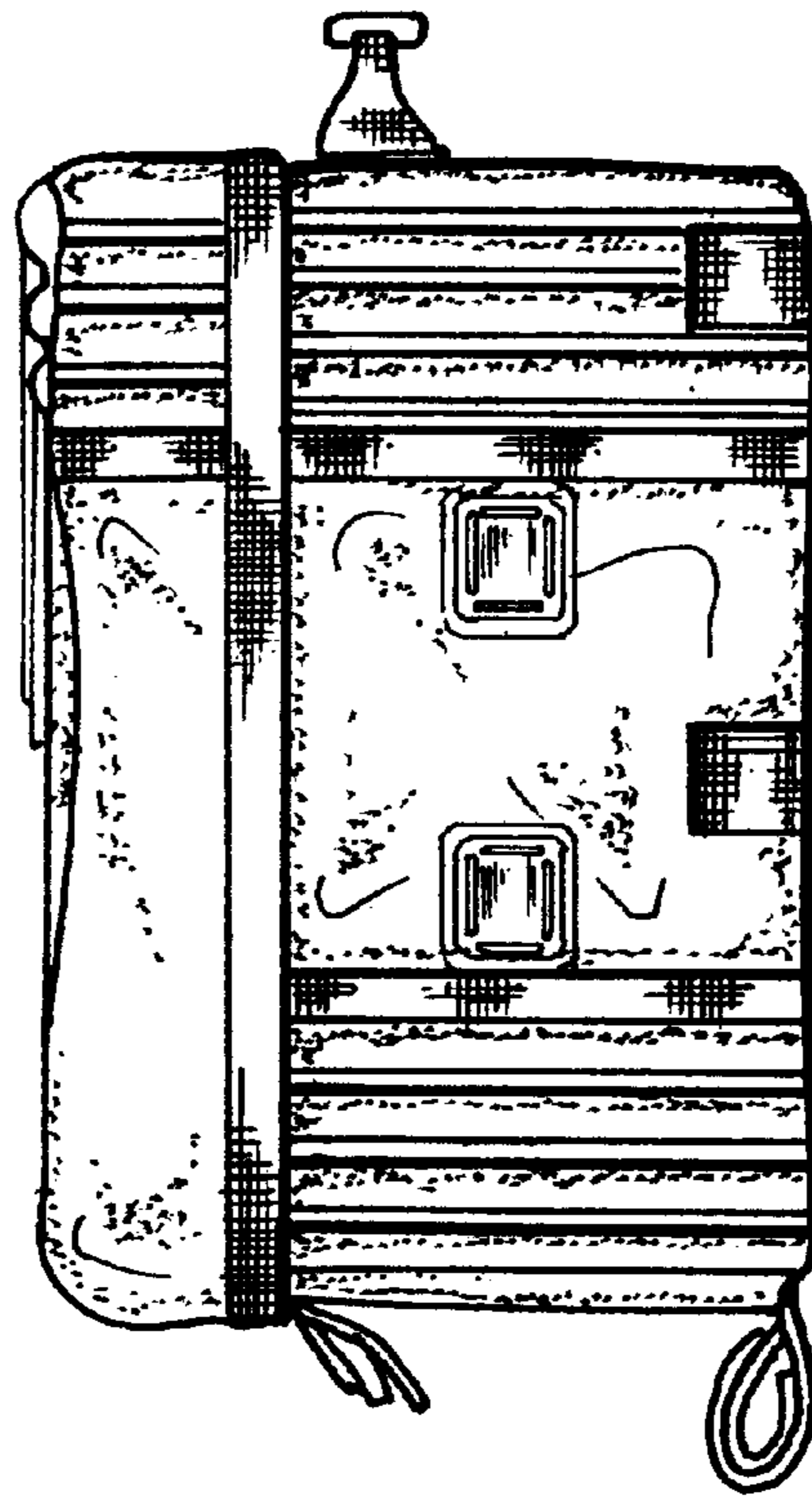


Fig. 6.




Fig. 7.