



US00D446486B1

(12) **United States Design Patent**
Akashi et al.

(10) **Patent No.:** **US D446,486 S**

(45) **Date of Patent:** **** Aug. 14, 2001**

(54) **BUMPER PORTION OF A VEHICLE**

D. 406,794 * 3/1999 Minowa et al. D12/91

(75) Inventors: **Naoyuki Akashi; Steve Jennes**, both of
Cerritos, CA (US)

* cited by examiner

(73) Assignee: **Isuzu Motors Limited**, Tokyo (JP)

Primary Examiner—Melody N. Brown
(74) *Attorney, Agent, or Firm*—Frishauf, Holtz, Goodman,
Langer & Chick, P.C.

(**) Term: **14 Years**

(57) **CLAIM**

(21) Appl. No.: **29/132,302**

The ornamental design for a bumper portion of a vehicle, as
shown and described.

(22) Filed: **Nov. 6, 2000**

(51) **LOC (7) Cl.** **12-16**

(52) **U.S. Cl.** **D12/169**

(58) **Field of Search** D12/169, 196,
D12/90-92; 293/113, 115, 117, 120; 296/180.1,
180.2

DESCRIPTION

FIG. 1 is a top, front, right side perspective view of a bumper
portion of a vehicle, showing our new design;
FIG. 2 is a top plan view thereof;
FIG. 3 is a front elevational view thereof; and,
FIG. 4 is a right side elevational view, the left side eleva-
tional view being a mirror image thereof.

The broken line showing in the drawings is for illustrative
purposes only and forms no part of the claimed design.


(56) **References Cited**

U.S. PATENT DOCUMENTS

D. 292,387 * 10/1987 Oda D12/169

D. 400,144 * 10/1998 Hellhake et al. D12/169

1 Claim, 2 Drawing Sheets






Fig. 1

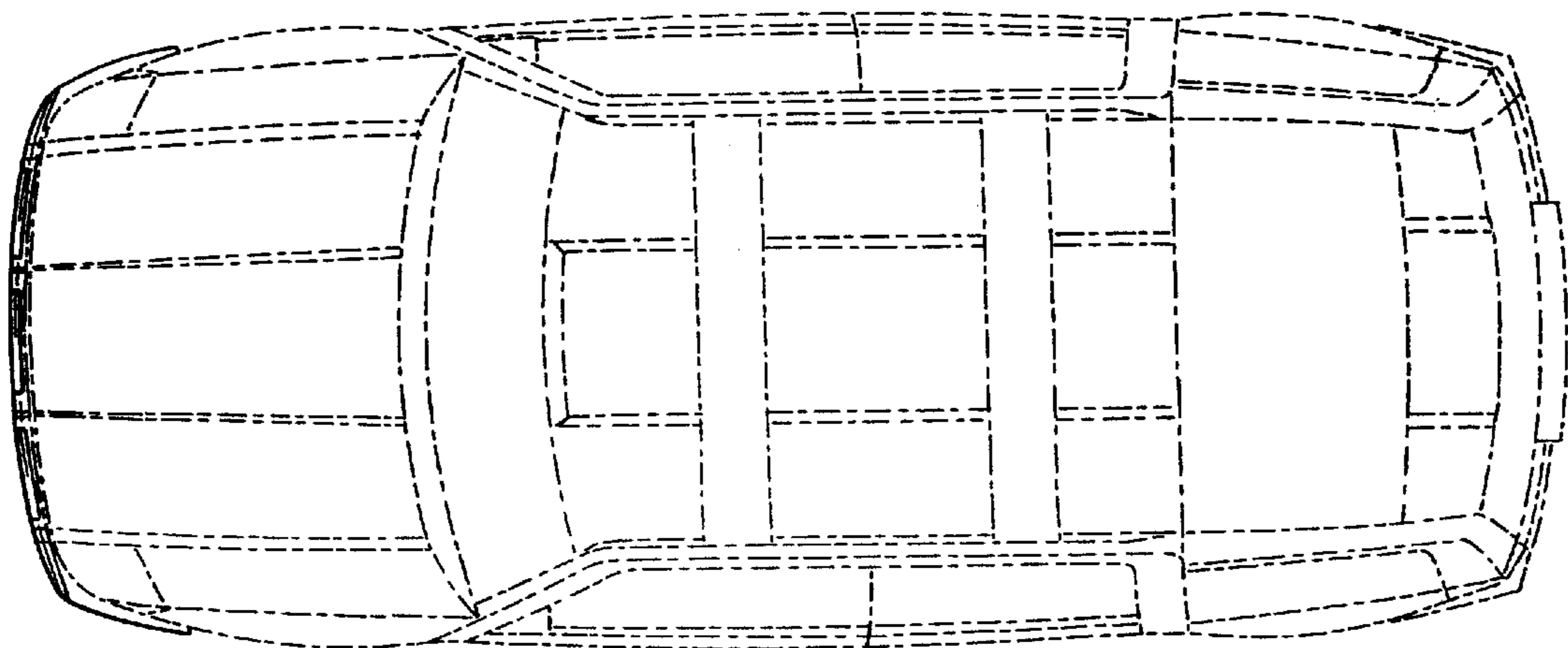


Fig. 2

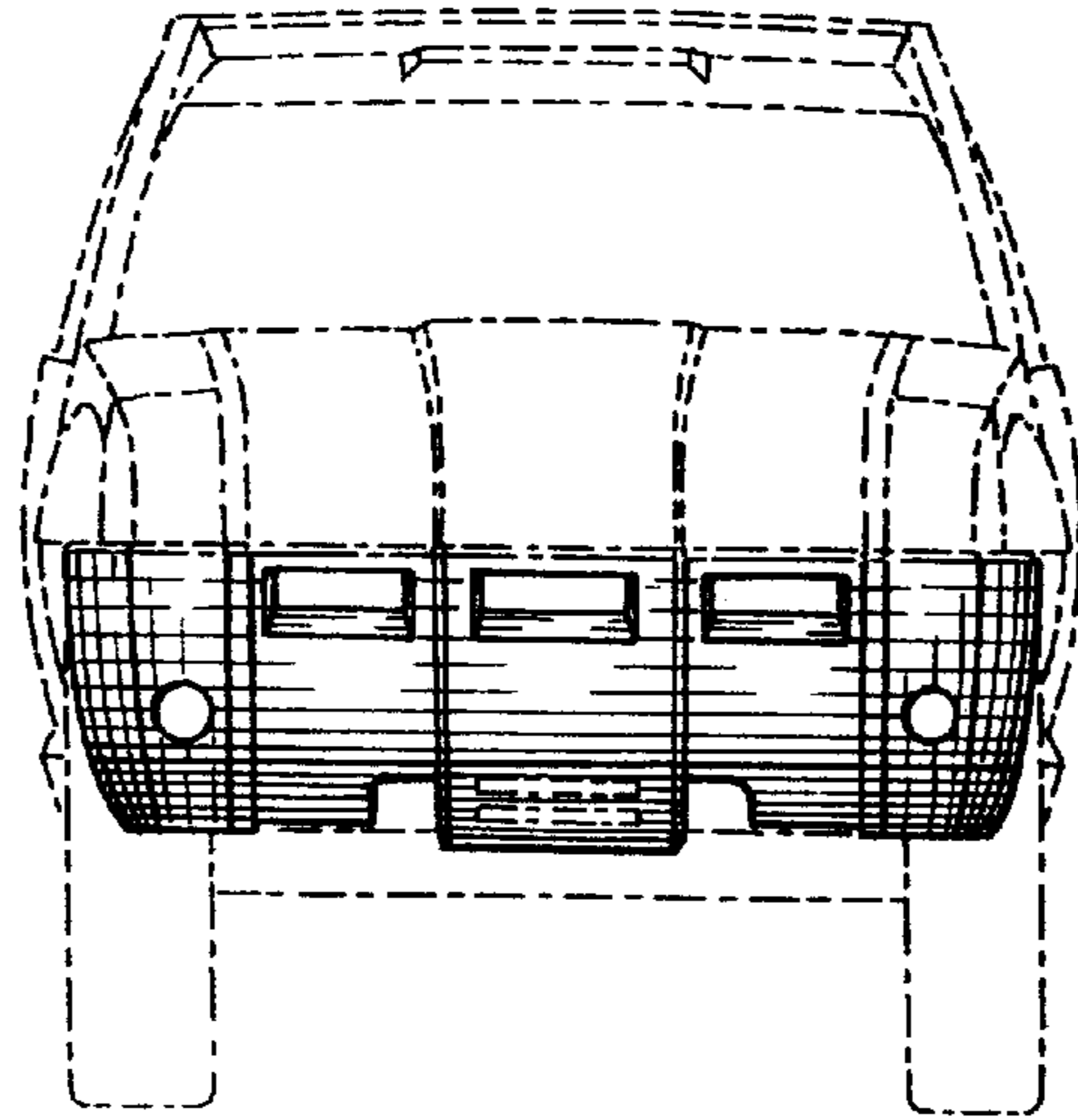


Fig. 3

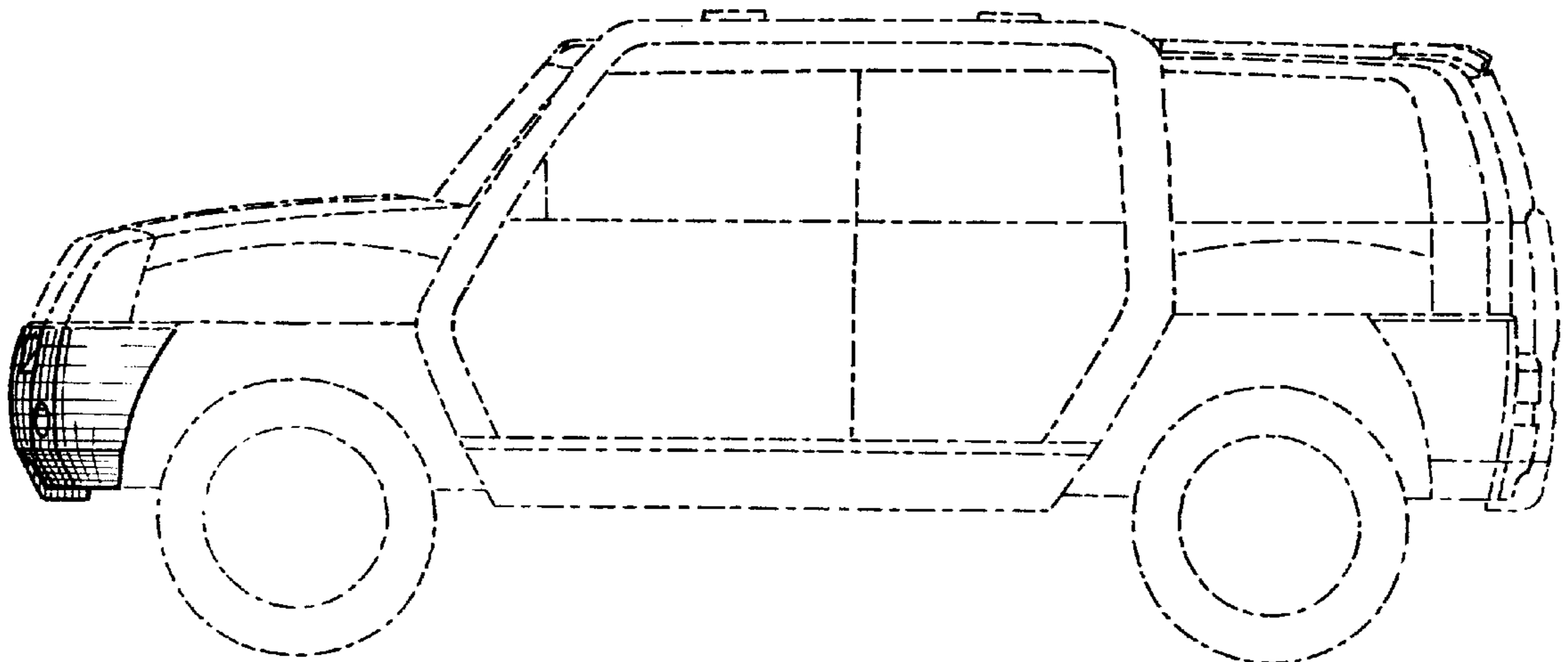


Fig. 4