



US00D446485B1

(12) **United States Design Patent**
Shin

(10) **Patent No.:** **US D446,485 S**

(45) **Date of Patent:** **** Aug. 14, 2001**

(54) **REAR BUMPER COVER FOR AUTOMOBILE**

(75) Inventor: **Yong Seok Shin**, Kunpo (KR)

(73) Assignees: **Hyundai Motor Company; Hyundai Precision & Ind. Co. Ltd.**, Seoul (KR)

(**) Term: **14 Years**

(21) Appl. No.: **29/125,756**

(22) Filed: **Jun. 30, 2000**

(30) **Foreign Application Priority Data**

Dec. 30, 1999 (KR) 99-32180

(51) **LOC (7) Cl.** **12-16**

(52) **U.S. Cl.** **D12/169**

(58) **Field of Search** D12/169, 196,
D12/90-92; 296/180.1, 180.2; 293/102,
113, 115, 120

(56) **References Cited**

U.S. PATENT DOCUMENTS

D. 427,955 * 7/2000 Sacco et al. D12/169

D. 437,573 * 2/2001 Lai D12/169

* cited by examiner

Primary Examiner—Melody N. Brown

(74) *Attorney, Agent, or Firm*—Lowe Hauptman Gilman & Berner, LLP

(57) **CLAIM**

The ornamental design for a rear bumper cover for automobile, as shown and described.

DESCRIPTION

FIG. 1 is a perspective view of the rear bumper cover for automobile according to the present invention;

FIG. 2 is a front elevational view of the rear bumper cover for automobile according to the present invention;


FIG. 3 is a rear elevational view of the rear bumper cover for automobile according to the present invention;

FIG. 4 is a left side elevational view of the rear bumper cover for automobile according to the present invention and the right side elevational view is symmetrical;

FIG. 5 is a top plan view of the rear bumper cover for automobile according to the present invention; and,

FIG. 6 is a bottom plan view of the rear bumper cover for automobile according to the present invention.

1 Claim, 6 Drawing Sheets






FIGURE 1




FIGURE 2




FIGURE 3




FIGURE 4




FIGURE 5




FIGURE 6