



US00D446481B1

(12) **United States Design Patent**
Guspodin et al.

(10) **Patent No.:** **US D446,481 S**

(45) **Date of Patent:** **** Aug. 14, 2001**

(54) **TIRE TREAD**

(75) Inventors: **James G. Guspodin; Andrea Fantanzo**, both of Akron; **William B. Allison**, Cuyahoga Falls, all of OH (US)

(73) Assignee: **Bridgestone/Firestone Research, Inc.**, Akron, OH (US)

(**) Term: **14 Years**

(21) Appl. No.: **29/128,849**

(22) Filed: **Aug. 31, 2000**

(51) **LOC (7) Cl.** **12-15**

(52) **U.S. Cl.** **D12/147**

(58) **Field of Search** D12/134-152;
152/209.1, 209.3, 209.9, 209.16, 209.18,
209.25, 209.27, 902

(56) **References Cited**

U.S. PATENT DOCUMENTS

D. 301,024	5/1989	Himuro et al.	D12/147
D. 303,363	9/1989	Graas	D12/147
D. 303,364	9/1989	Graas et al.	D12/147
D. 311,889	11/1990	Guermandi et al.	D12/146
D. 335,841	5/1993	Caretta et al.	D12/146
D. 336,268	6/1993	Bondini	D12/146
D. 345,535	3/1994	Shinohara et al.	D12/147
D. 349,675	8/1994	Shinohara et al.	D12/147
D. 350,091	8/1994	Shibata	D12/147
D. 354,725	1/1995	McKisson	D12/146
D. 366,858	2/1996	Attinello et al.	D12/147
D. 367,449	2/1996	Chin et al.	D12/147
D. 373,338	9/1996	Attinello et al.	D12/146
D. 379,791	6/1997	Heinen et al.	D12/147
D. 382,236	8/1997	Kakegawa et al.	D12/147
D. 384,615	10/1997	Lim et al.	D12/147

D. 385,516	10/1997	Williams et al.	D12/146
D. 387,311	12/1997	Park et al.	D12/147
D. 392,227	3/1998	Lim et al.	D12/147
D. 395,415	6/1998	Graas	D12/147
D. 399,797	10/1998	Bergstrom et al.	D12/146
D. 400,134	10/1998	Sato et al.	D12/147
D. 402,241	12/1998	Villamizar	D12/146
D. 402,940	12/1998	McKisson et al.	D12/147
D. 405,736	2/1999	Brightwell et al.	D12/147
D. 409,534	5/1999	Guspodin et al.	D12/147
D. 412,688	8/1999	Brown, IV et al.	D12/147
D. 416,218	11/1999	Lassan et al.	D12/147
D. 416,523	11/1999	Gupodin et al.	D12/147
D. 418,459 *	1/2000	Graas et al.	D12/147
5,287,905	2/1994	Caretta et al.	152/209 R

* cited by examiner

Primary Examiner—Robert M. Spear

(74) *Attorney, Agent, or Firm*—Thomas R. Kingsbury; Michael Sand; John H. Hornickel

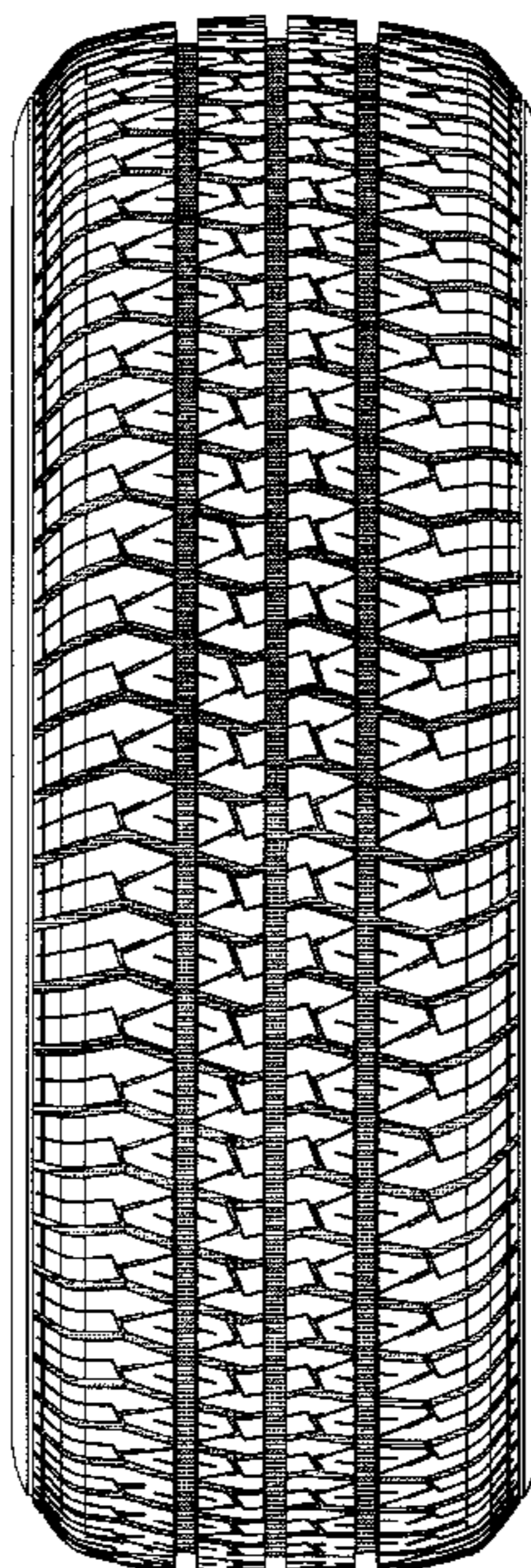
(57) **CLAIM**

The ornamental design for a tire tread, as shown and described.

DESCRIPTION

FIG. 1 is a side perspective view of a tire tread showing our new design, it being understood that the tread pattern is repeated throughout the circumference of the tire tread, the opposite side being the same as that shown; FIG. 2 is a front elevational view thereof; FIG. 3 is a side elevational view of the right side thereof, the opposite side being identical thereto; and, FIG. 4 is an enlarged fragmentary perspective view thereof. The broken lines defining the tire sidewall and inner bead are for illustrative purposes only and form no part of the claimed design.

1 Claim, 4 Drawing Sheets



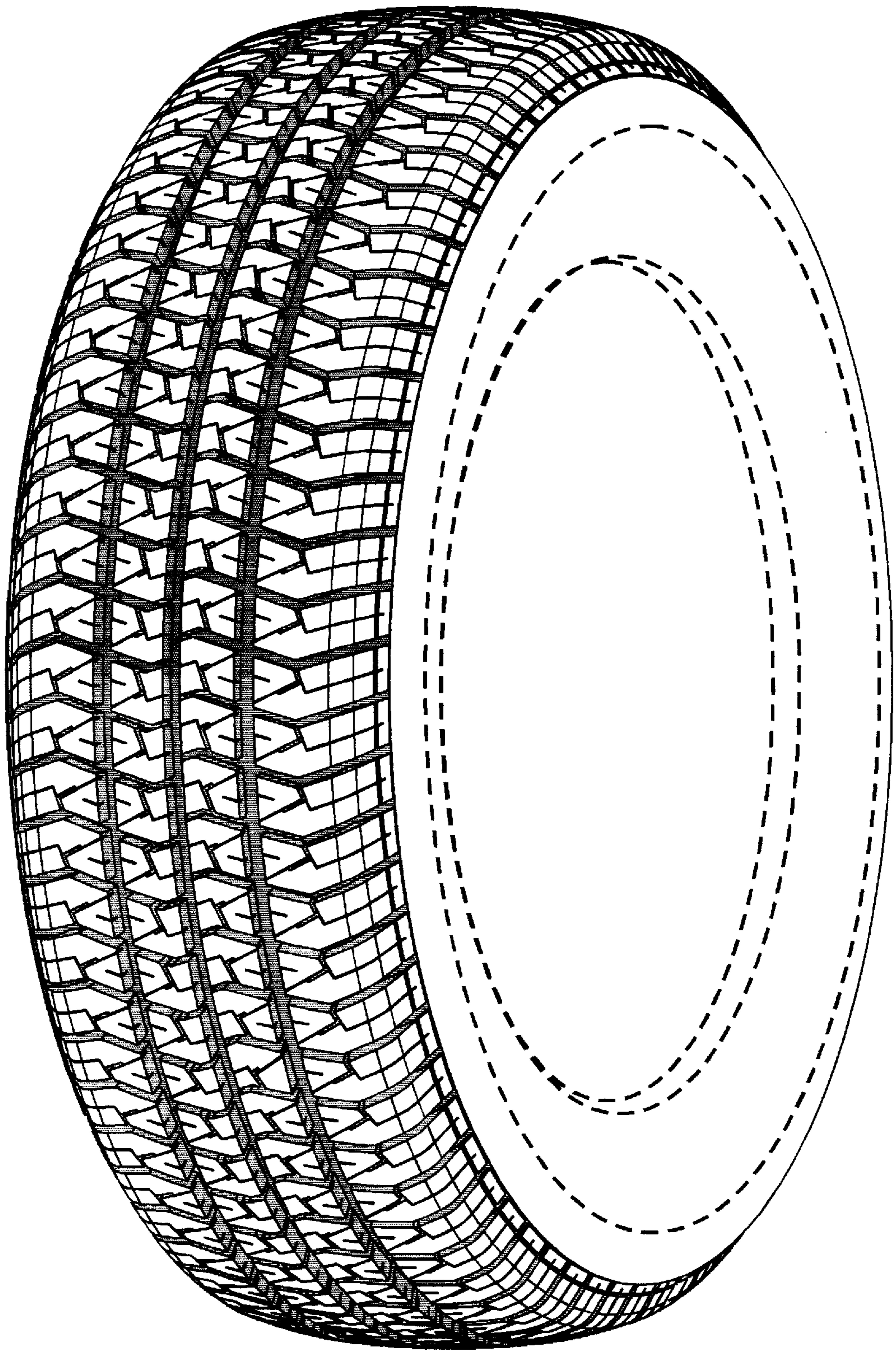


FIG-1

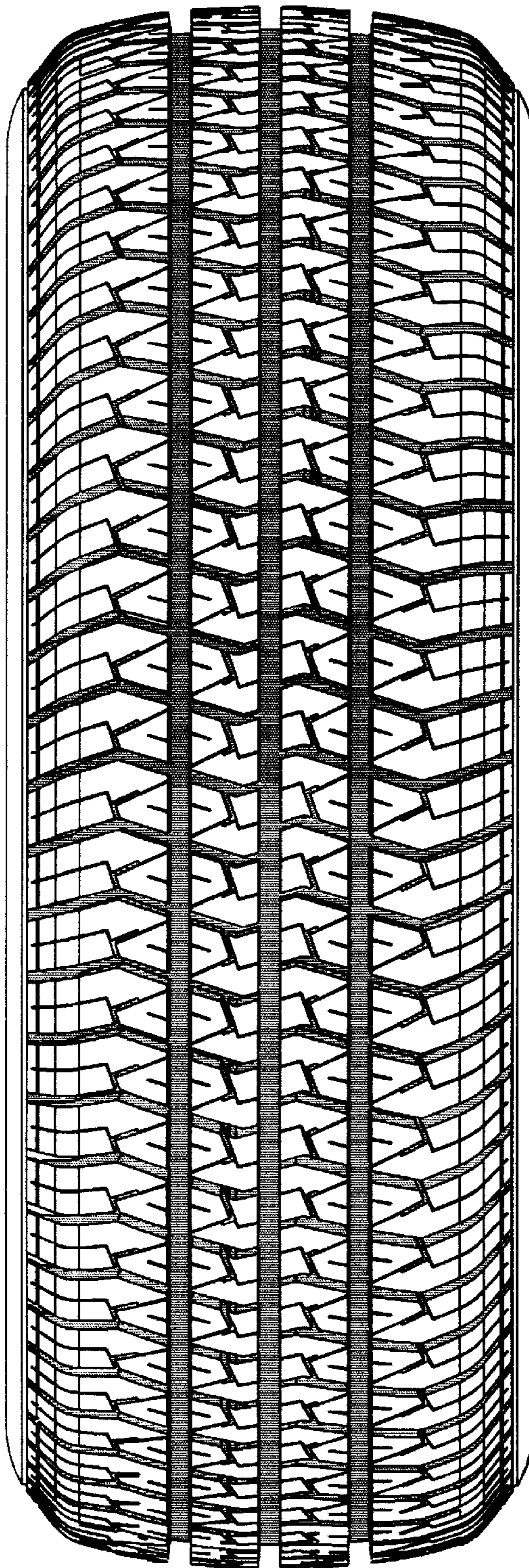


FIG-2




FIG-3

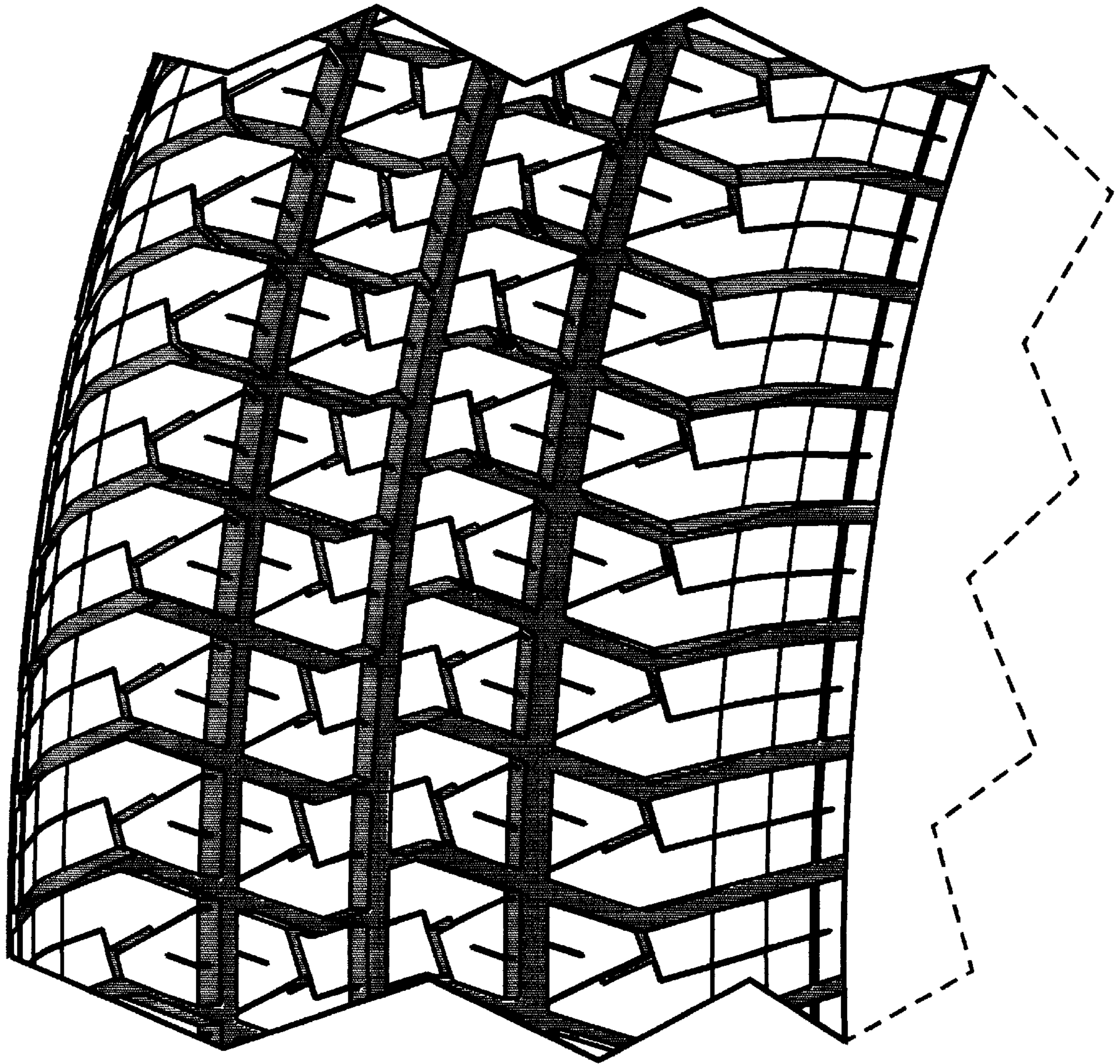


FIG-4