



US00D446471B1

(12) **United States Design Patent**
Kurylo

(10) **Patent No.:** **US D446,471 S**

(45) **Date of Patent:** **** Aug. 14, 2001**

(54) **JEWELRY LINK ELEMENT**

(75) **Inventor:** **Volodymyr Kurylo, Astoria, NY (US)**

(73) **Assignee:** **Design Resource, Ltd., New York, NY (US)**

(**) **Term:** **14 Years**

(21) **Appl. No.:** **29/133,443**

(22) **Filed:** **Nov. 30, 2000**

Related U.S. Application Data

(63) Continuation of application No. 29/123,339, filed on May 16, 2000.

(51) **LOC (7) Cl.** **11-01**

(52) **U.S. Cl.** **D11/93**

(58) **Field of Search** D11/1-23, 25, D11/93-94; 59/78, 80, 82, 83, 84; 63/1.11, 3, 4, 5.1, 38, 39; D10/32

(56) **References Cited**

U.S. PATENT DOCUMENTS

D. 170,992 * 12/1953 Katz D11/16

D. 408,753 * 4/1999 Bergagnini D11/3

D. 415,710 * 10/1999 Toribio D11/6

4,400,932 * 8/1983 Epstein 59/82

* cited by examiner

Primary Examiner—Ralf Seifert

(74) *Attorney, Agent, or Firm*—Gottlieb, Rackman & Reisman, P.C.

(57) **CLAIM**

The ornamental design for a jewelry link element, as shown and described.

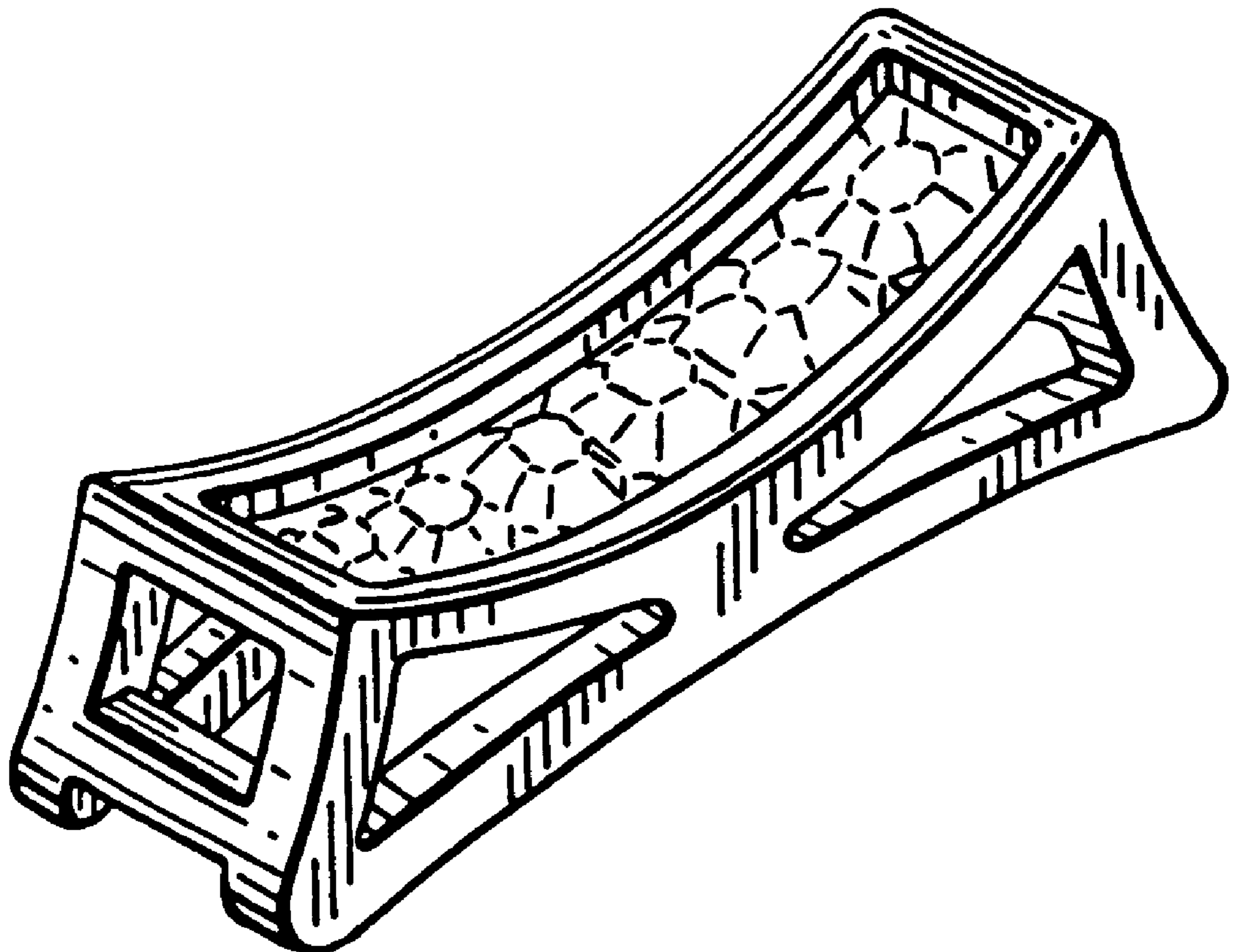
DESCRIPTION

FIG. 1 is a perspective view of a jewelry link element showing my new design;

FIG. 2 is an end elevational view; and,

FIG. 3 is a side elevational view showing the jewelry link element in a position of use, the broken line showing of additional links is for environmental purposes only and forms no part of the claimed design.

1 Claim, 1 Drawing Sheet



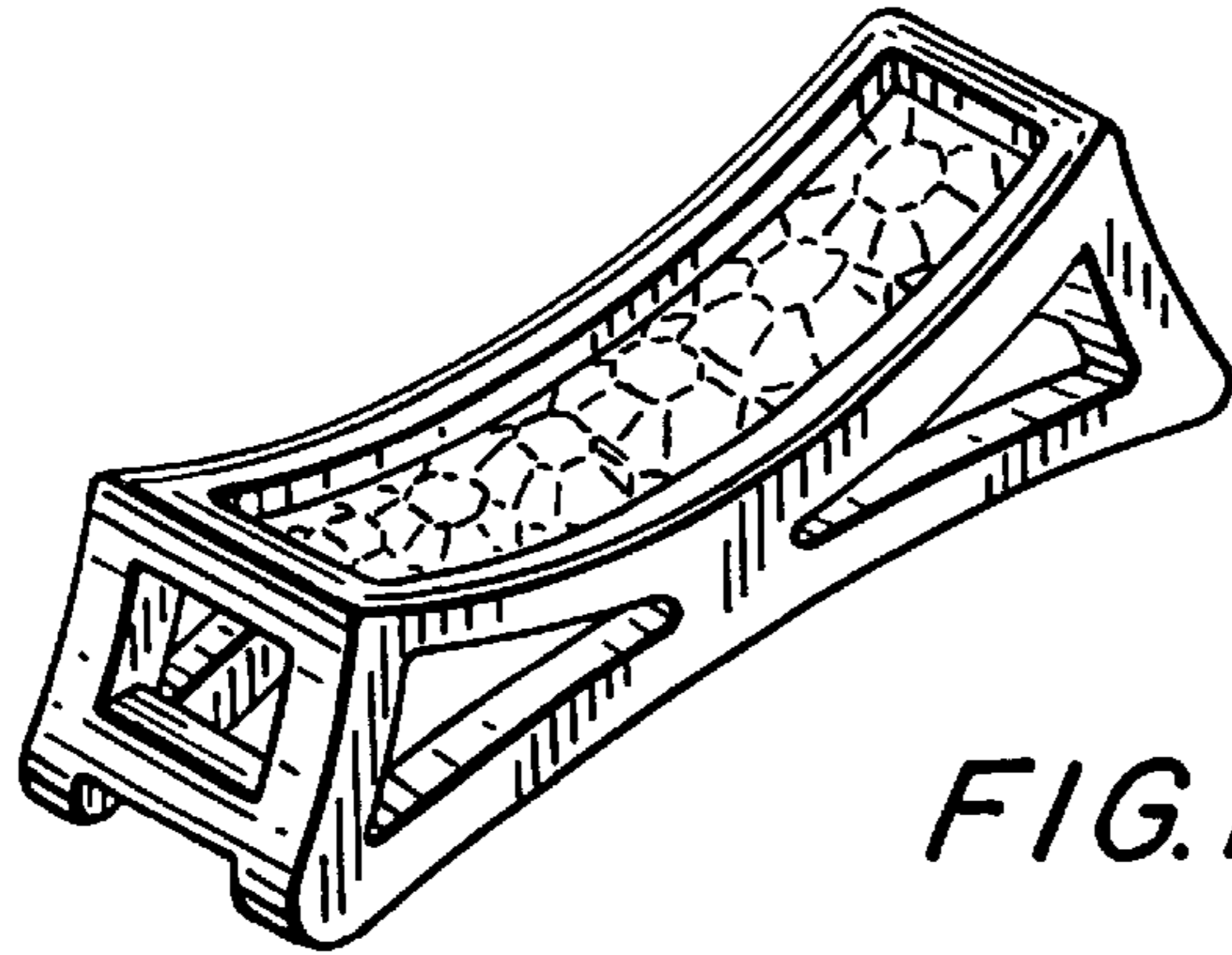


FIG. 1

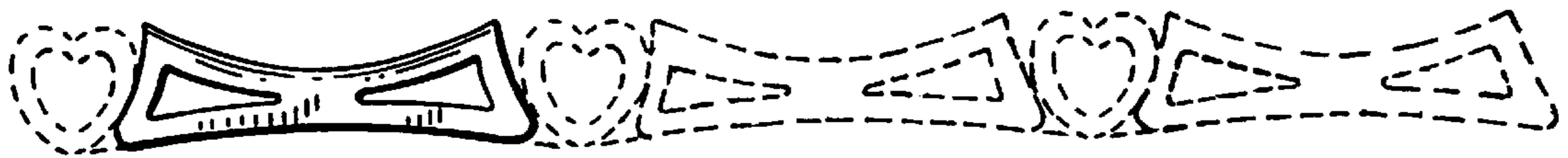


FIG. 2



FIG. 3