



US00D446470B1

(12) **United States Design Patent**
Itzkowitz

(10) **Patent No.:** **US D446,470 S**

(45) **Date of Patent:** **** Aug. 14, 2001**

(54) **FINGER RING**

(75) **Inventor:** **Israel Itzkowitz**, No. Hollywood, CA (US)

(73) **Assignee:** **Ambar Diamonds, Inc.**, Los Angeles, CA (US)

(**) **Term:** **14 Years**

(21) **Appl. No.:** **29/129,844**

(22) **Filed:** **Sep. 22, 2000**

(51) **LOC (7) Cl.** **11-01**

(52) **U.S. Cl.** **D11/26**

(58) **Field of Search** D11/26-39, 3-5;
63/15, 15.1, 15.2, 15.3, 15.4, 15.45, 15.5,
15.6, 15.65, 15.7, 15.8, 15.9, 26-28, 3,
4

(56) **References Cited**

U.S. PATENT DOCUMENTS

D. 145,848	*	10/1946	Nalick	D11/35
D. 255,556	*	6/1980	Bogner et al.	D11/26
D. 400,119	*	10/1998	Itzkowitz	D11/26
D. 431,792	*	10/2000	Ferreira	D11/26
D. 432,938	*	10/2000	Vardakis et al.	D11/26
D. 437,565	*	2/2001	Grisoni	D11/26
D. 438,137	*	2/2001	Grisoni	D11/26

OTHER PUBLICATIONS

Platinum Guild International USA magazine; Platinum Edition IV; p. 99; Ring by Trillos Inc.—bottom, left side on page.*

Platinum Guild International USA magazine; Platinum Edition VI; p. 20; Ring by Autech, Inc.—top, left corner.*

Platinum Guild International USA magazine; Platinum Edition VI; p. 63; Ring by Precision Set—bottom, right side on page.*

Platinum Guild International USA magazine; Platinum Edition VI; p. 106; Ring by North Americal Jewelers, Inc.—right, center on page.*

Platinum Guild International USA magazine; Platinum Edition VI; p. 114; Ring by Michael Bondanza, Inc.—bottom, right corner.*

Platinum Guild International USA magazine; Platinum Edition VI, p. 126; Ring by Verragio—bottom, center on page.*

Platinum Guild International USA magazine; Platinum Edition VI; p. 126; Ring by Mark Michael Designs—right, center on page.*

Platinum Guild International USA magazine; Platinum Edition VI; p. 143; Ring by Michael Francis—bottom, right corner.*

* cited by examiner

Primary Examiner—Cathy Anne MacCormac

(74) *Attorney, Agent, or Firm*—Howard C. Miskin, Esq.; Gloria Tsui-Yip, Esq.

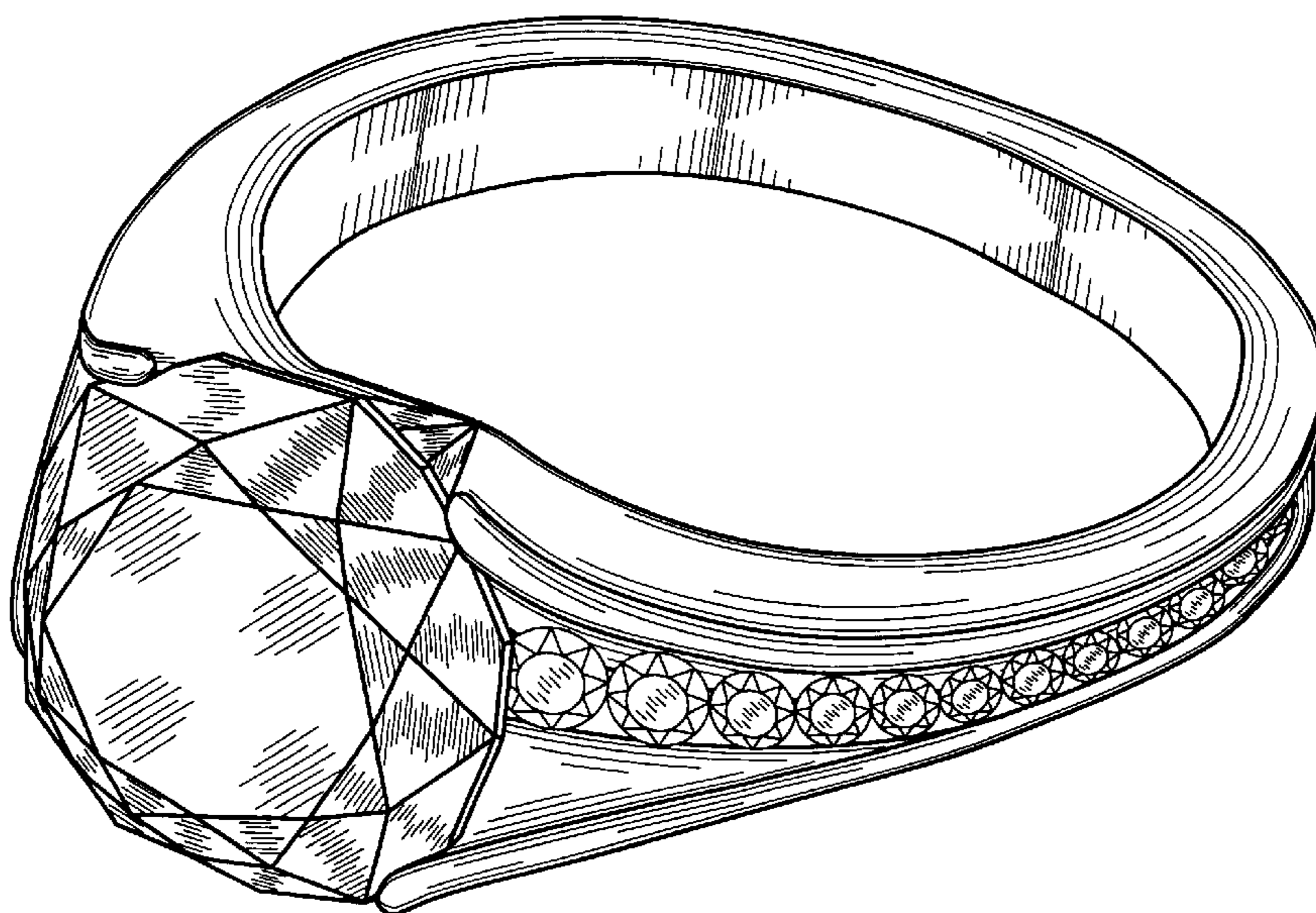
(57) **CLAIM**

The ornamental design for a finger ring, as shown and described.

DESCRIPTION

FIG. 1 is a perspective view of my new design;
FIG. 2 is a front elevational view thereof; the rear elevational view being a mirror image thereof;
FIG. 3 is a left side view thereof, the right side view being a mirror image thereof;
FIG. 4 is a top plan view thereof; and,
FIG. 5 is a bottom plan view thereof.

1 Claim, 3 Drawing Sheets



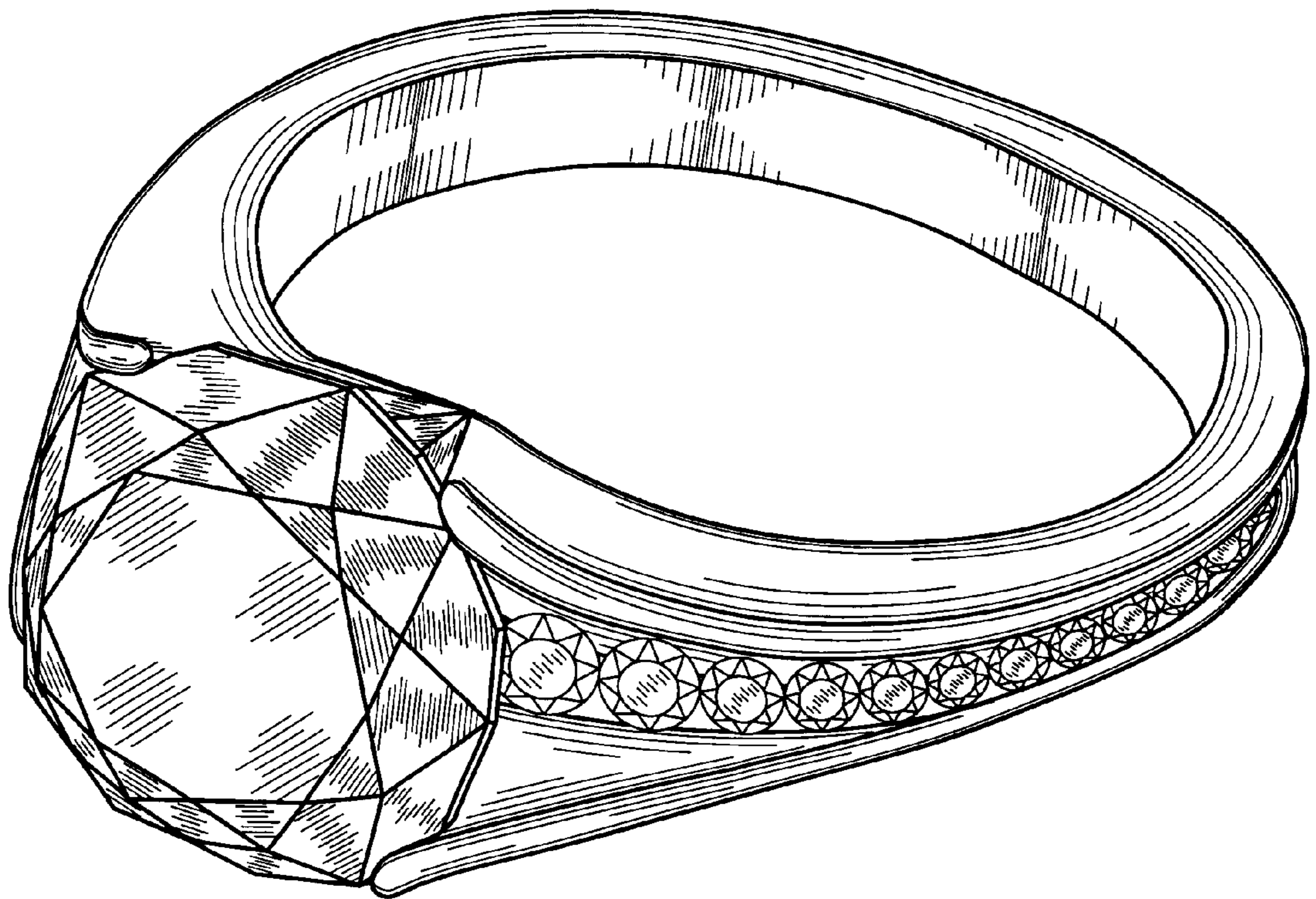


FIG. 1

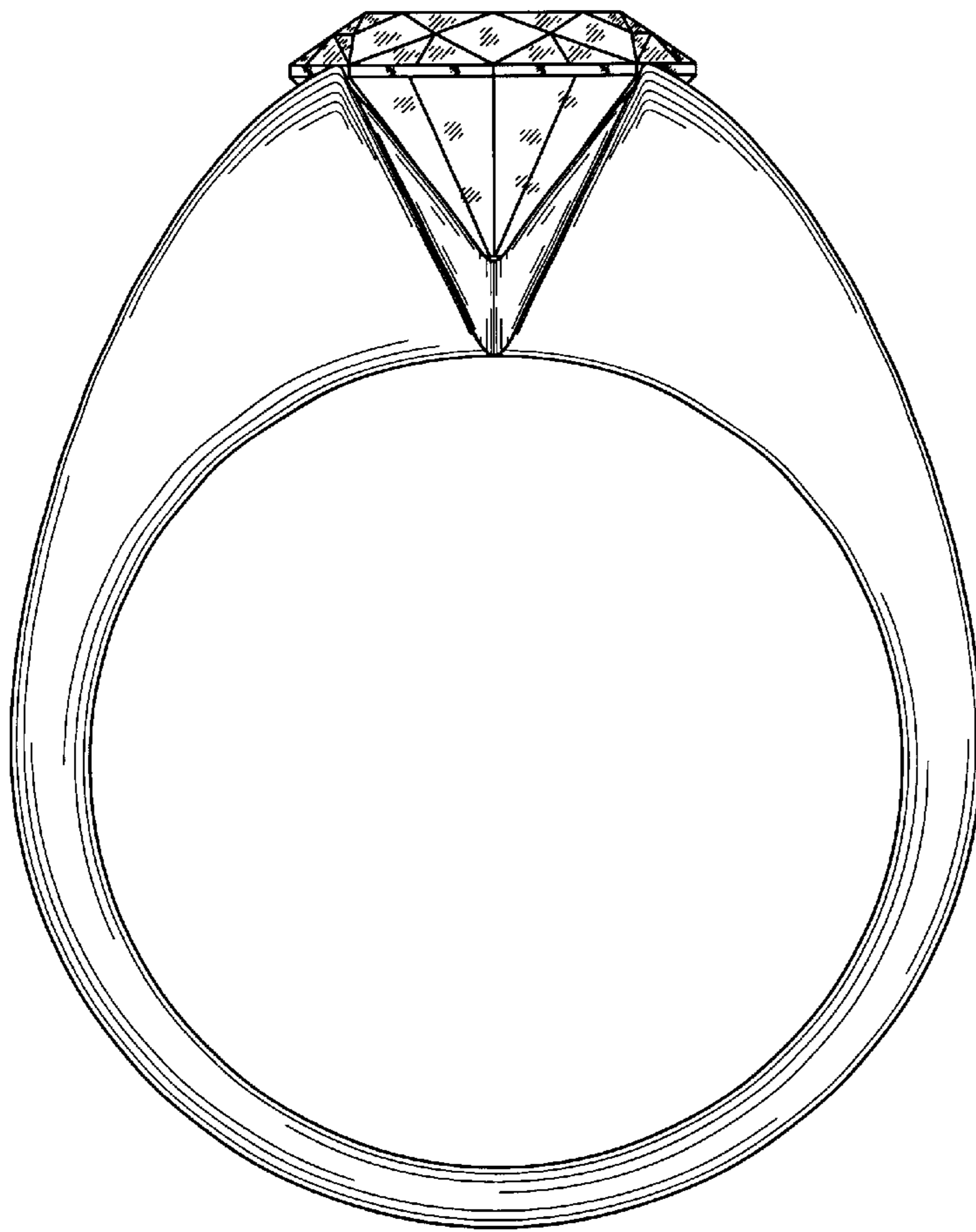


FIG. 2

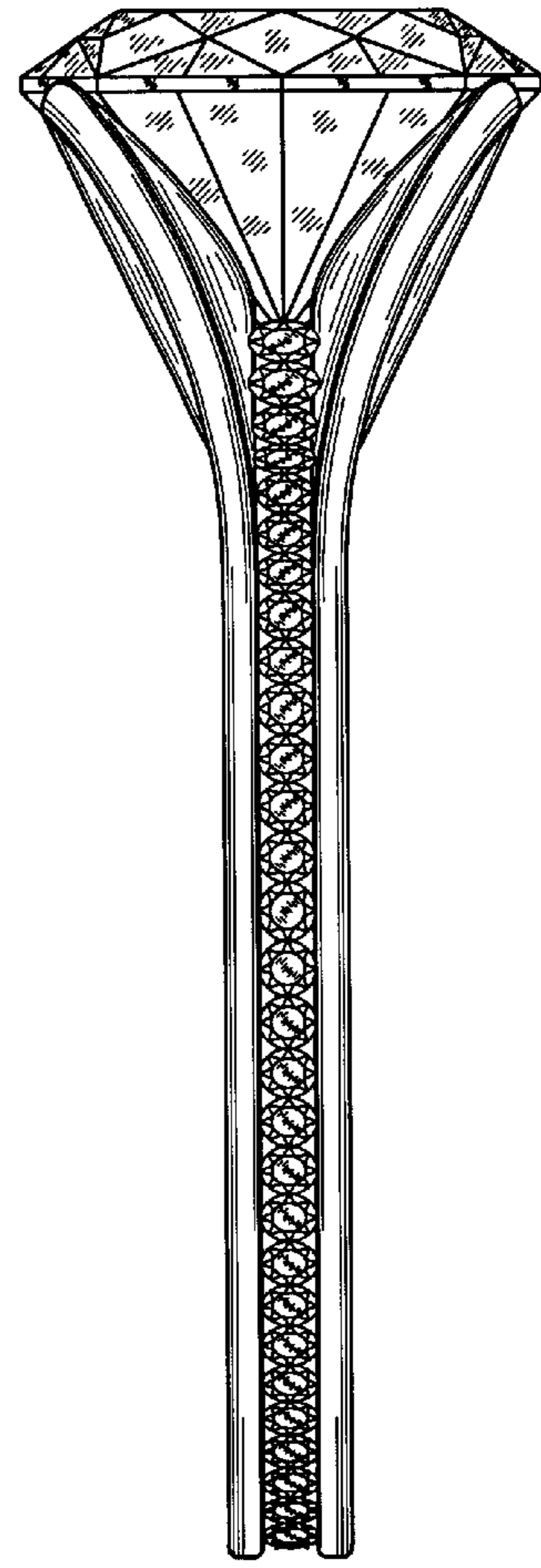


FIG. 3




FIG. 4

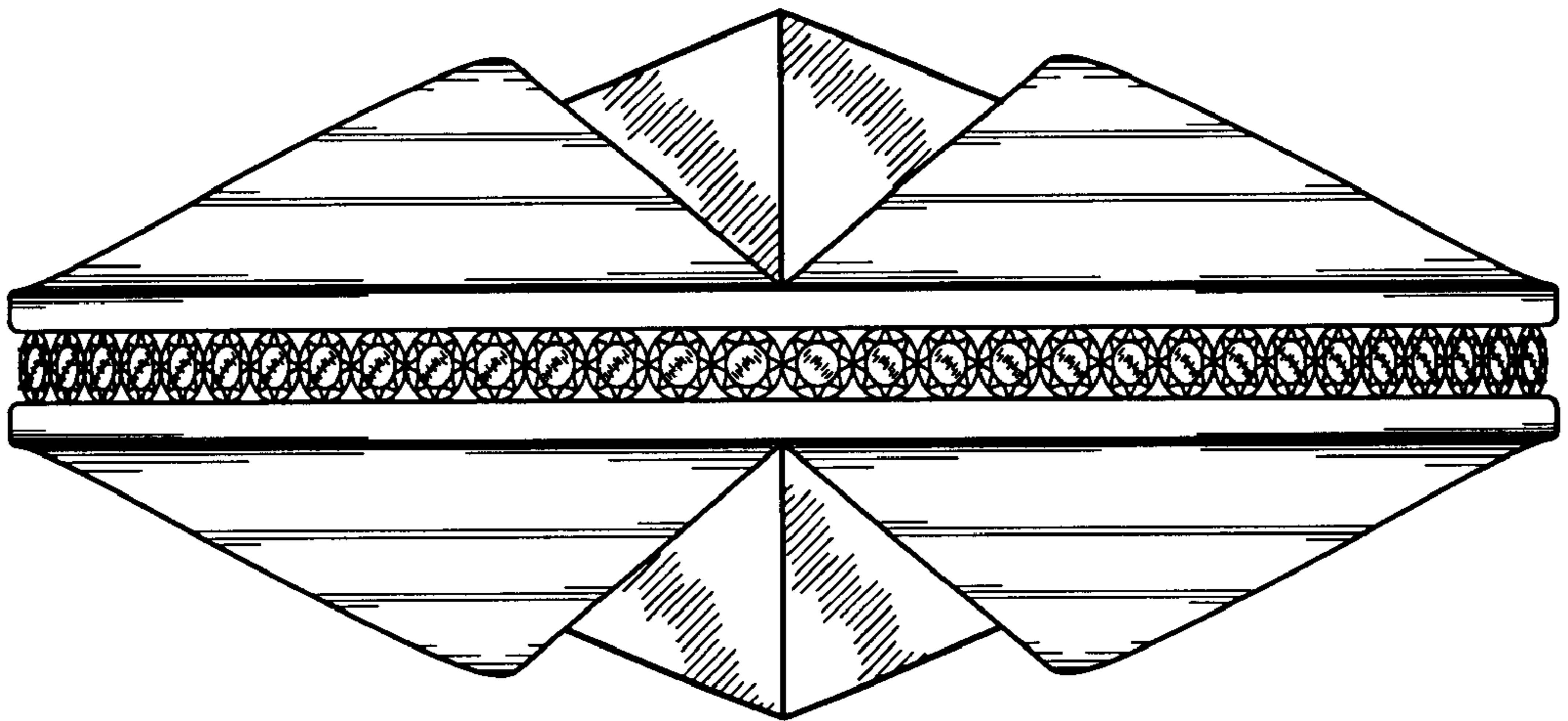


FIG. 5