



US00D446469B1

(12) **United States Design Patent**
Roden

(10) **Patent No.:** **US D446,469 S**

(45) **Date of Patent:** **** Aug. 14, 2001**

(54) **BRACELET**

(75) Inventor: **Gerald Roden, Le Sentier (CH)**

(73) Assignee: **Daniel Roth SA, Le Sentier (CH)**

(**) Term: **14 Years**

(21) Appl. No.: **29/129,638**

(22) Filed: **Sep. 20, 2000**

(30) **Foreign Application Priority Data**

May 3, 2000 (XH) DMA/004 902

(51) **LOC (7) Cl.** **11-01**

(52) **U.S. Cl.** **D11/3**

(58) **Field of Search** D11/1-8, 11-25,
D11/93-94; 59/78, 80, 82, 83, 84; D10/32;
63/1.1, 2, 3, 4, 3.1, 11

(56) **References Cited**

U.S. PATENT DOCUMENTS

D. 238,809 * 2/1976 Fontaine D11/25

D. 354,918 * 1/1995 Wunderman D10/32

D. 384,904 * 10/1997 Lassigne D11/12

D. 409,942 * 5/1999 Dumas D11/12

* cited by examiner

Primary Examiner—Ralf Seifert

(74) *Attorney, Agent, or Firm*—Sughrue, Mion, Zinn,
Macpeak & Seas, PLLC

(57) **CLAIM**

The ornamental design for a bracelet, as shown.

DESCRIPTION

FIG. 1 is a perspective view of the front and one side of a bracelet showing my new design;

FIG. 2 is a front view thereof;

FIG. 3 is a rear view thereof;

FIG. 4 is a side view of said one side thereof;

FIG. 5 is a side view of an opposite side thereof;

FIG. 6 is an end view of one end thereof; and,

FIG. 7 is an end view of an opposite end thereof.

1 Claim, 2 Drawing Sheets




FIG. 1

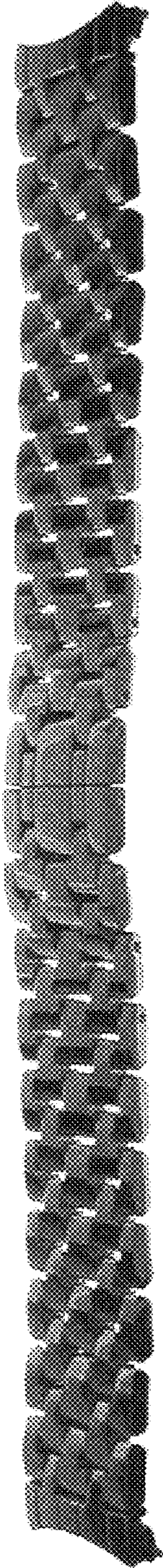


FIG. 2




FIG. 3




FIG. 4

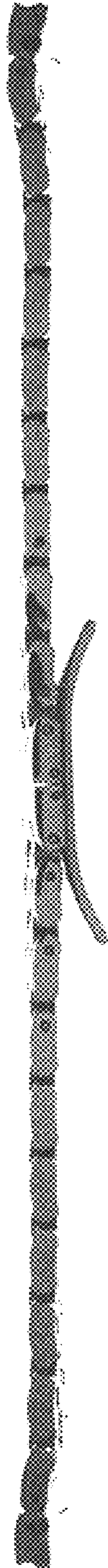


FIG. 5




FIG. 6



FIG. 7

