



US00D446467B1

(12) **United States Design Patent**  
**Lepeu et al.**

(10) **Patent No.:** **US D446,467 S**

(45) **Date of Patent:** **\*\* Aug. 14, 2001**

(54) **BRACELET FOR WATCH**

D. 332,760 \* 1/1993 Tse ..... D11/3

(75) Inventors: **Richard Lepeu**, Paris; **Jacques Diltor**,  
Villeneuve-la-Garenne, both of (FR)

\* cited by examiner

(73) Assignee: **Cartier International B.V.**, Amsterdam  
(NL)

*Primary Examiner*—Ralf Seifert

(74) *Attorney, Agent, or Firm*—Oliff & Berridge, PLC

(\*\*) Term: **14 Years**

(57) **CLAIM**

(21) Appl. No.: **29/125,554**

The ornamental design for bracelet for watch, as shown and described.

(22) Filed: **Jun. 23, 2000**

(30) **Foreign Application Priority Data**

**DESCRIPTION**

Dec. 28, 1999 (XH) ..... DM/050 553

FIG. 1 is a perspective view of the bracelet for watch;

(51) **LOC (7) Cl.** ..... **11-01**

FIG. 2 is a top view thereof;

(52) **U.S. Cl.** ..... **D11/3**

FIG. 3 is a bottom view thereof; and,

(58) **Field of Search** ..... D11/1-8, 11-25,  
D11/93-94; 59/28, 80; D10/32; 63/1.1,  
1.2, 1.3, 1.4, 5.1, 11

FIG. 4 is a side view thereof, the opposite side view being a mirror image.

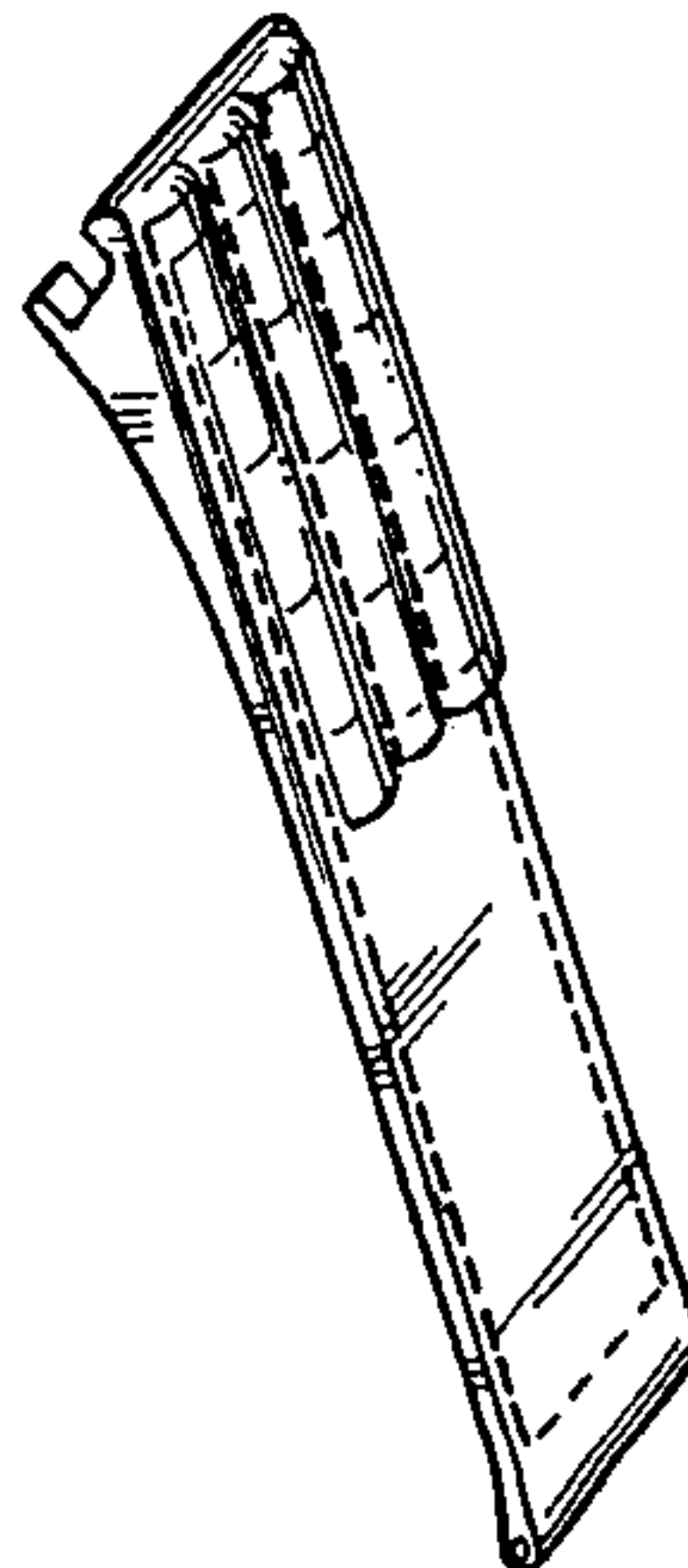
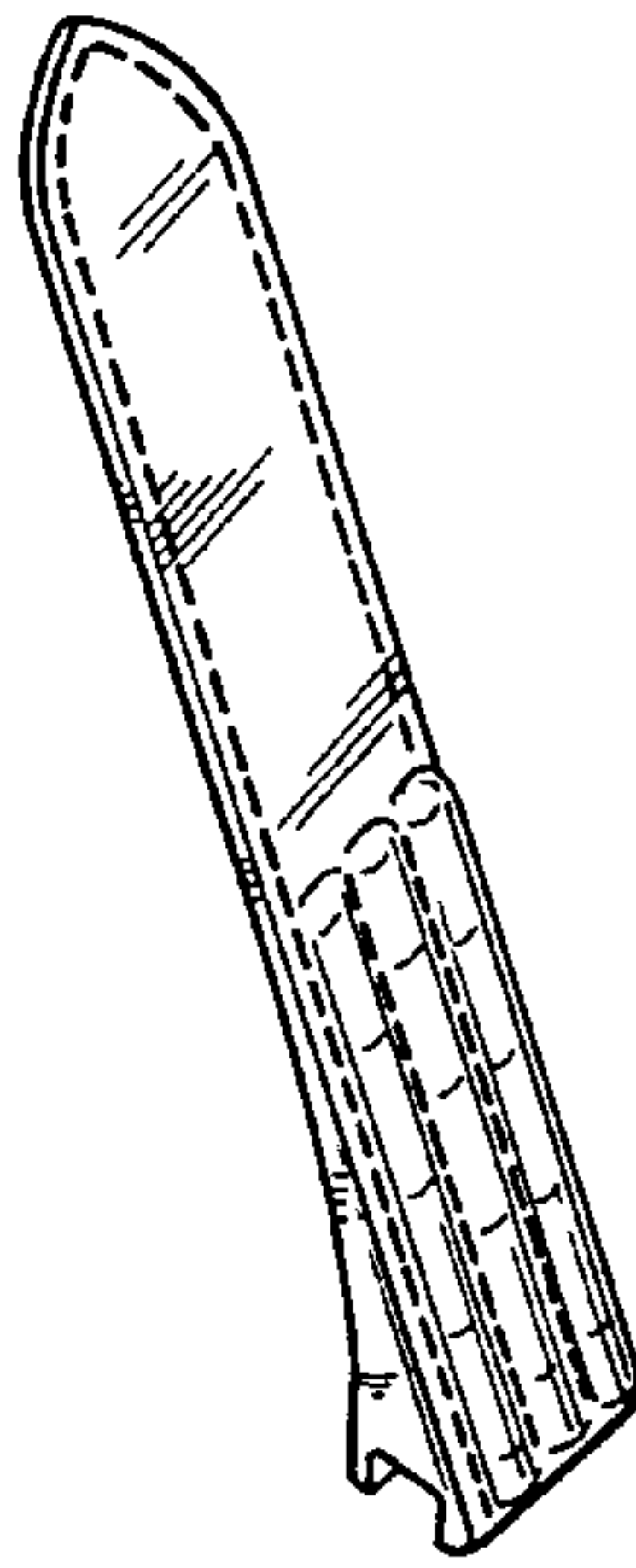
Any watch associated with the claimed bracelet forms no part of the claimed design.

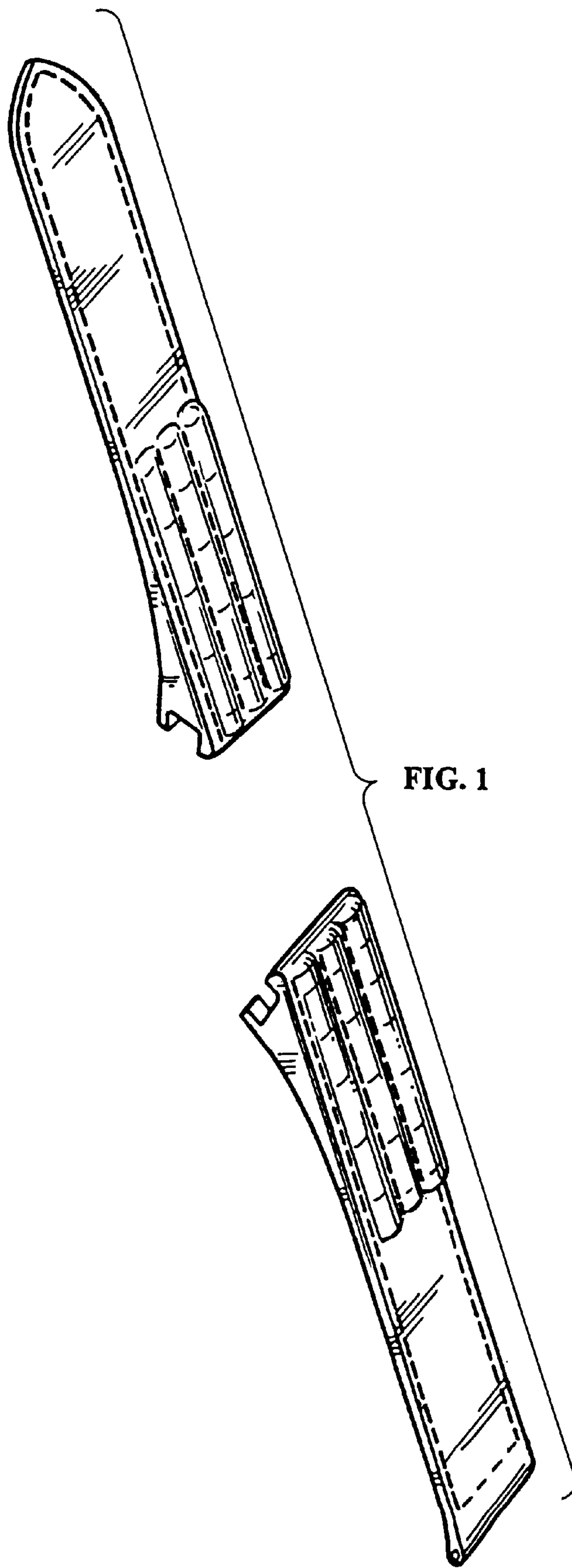
(56) **References Cited**

**U.S. PATENT DOCUMENTS**

D. 327,654 \* 7/1992 Guelt ..... D10/32

**1 Claim, 4 Drawing Sheets**





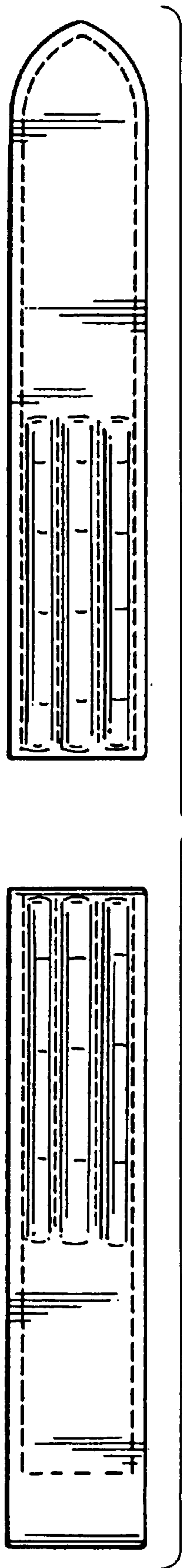


FIG. 2

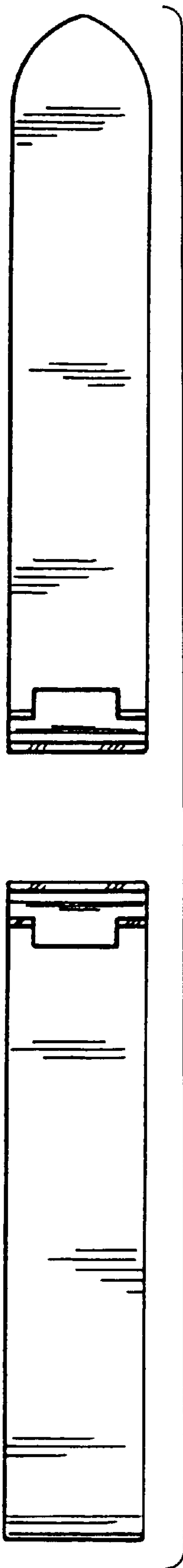


FIG. 3



FIG. 4