



US00D446461B1

(12) **United States Design Patent**
Wunderman

(10) **Patent No.:** **US D446,461 S**

(45) **Date of Patent:** **** *Aug. 14, 2001**

(54) **WATCH CASE AND BAND**

D. 430,495 * 9/2000 Wunderman D10/32
D. 432,437 * 10/2000 Lassigne D10/32

(75) Inventor: **Severin S. Wunderman**, Los Angeles,
CA (US)

* cited by examiner

(73) Assignee: **Montres Corum SA**, La
Chaux-de-Fonds (CH)

Primary Examiner—Nelson C. Holtje
(74) *Attorney, Agent, or Firm*—Colucci & Umans; Peter C.
Michalos; Angelo Notaro

(*) Notice: This patent is subject to a terminal dis-
claimer.

(**) Term: **14 Years**

(57) **CLAIM**

The ornamental design for a watch case and band, as shown
and described.

(21) Appl. No.: **29/122,613**

(22) Filed: **May 1, 2000**

DESCRIPTION

(30) **Foreign Application Priority Data**

Nov. 10, 1999 (XH) DMA/004 695

(51) **LOC (7) Cl.** **10-02**

(52) **U.S. Cl.** **D10/32**

(58) **Field of Search** D10/1-40, 122-132;
D11/3-25; 63/1.1, 3, 5, 11; 368/276-277,
280-282, 285

FIG. 1 is a perspective view of a watch case and band
showing my design therefor;

FIG. 2 is a front elevational view thereof;

FIG. 3 is a rear elevational view thereof;

FIG. 4 is a right side elevational view thereof;

FIG. 5 is a left side elevational view thereof;

FIG. 6 is a top plan view thereof; and,

FIG. 7 is a bottom plan view thereof.

(56) **References Cited**

U.S. PATENT DOCUMENTS

D. 366,036 * 1/1996 Houlihan D14/114

1 Claim, 2 Drawing Sheets



FIG. 1



FIG. 2




FIG. 3




FIG. 4




FIG. 6




FIG. 5




FIG. 7

